



US00D415930S

United States Patent [19] Schmidt

[11] Patent Number: Des. 415,930

[45] Date of Patent: ** Nov. 2, 1999

[54] SCALLOPED HORS D'OEUVRE TRAY

[75] Inventor: George Schmidt, Douglaston, N.Y.

[73] Assignee: M. Kamenstein, Inc., Elmford, N.Y.

[**] Term: 14 Years

[21] Appl. No.: 29/084,647

[22] Filed: Mar. 6, 1998

[51] LOC (6) Cl. 07-01

[52] U.S. Cl. D7/553.1; D7/555

[58] Field of Search D7/551.1, 551.3,
D7/550.1, 553.1, 553.8, 507, 549, 555,
556, 620, 623, 566, 567; 220/23.83, 575,
737; 206/564

[56] **References Cited**

U.S. PATENT DOCUMENTS

D. 168,327	12/1952	Alper	D7/507
D. 199,991	1/1965	Mcmanamey	D7/553.1
D. 274,299	6/1984	Kessler	D7/555
D. 331,860	12/1992	Stanfield	D7/549
D. 373,052	8/1996	Di Biase	D7/555
D. 373,933	9/1996	Gibbs, III	D7/555
D. 387,950	12/1997	Panta	D7/555 X
D. 395,791	7/1998	McArdle	D7/551.1
D. 398,481	9/1998	Brown et al.	D7/555 X
4,744,597	5/1988	Bauman et al.	.	
4,966,297	10/1990	Doty	.	
4,989,742	2/1991	Powell	.	

5,085,391	2/1992	Berger et al.	220/23.83 X
5,259,528	11/1993	Pace et al.	.	
5,294,000	3/1994	Yanuzzi	.	
5,335,787	8/1994	Finchum et al.	.	
5,390,798	2/1995	Yanuzzi	.	
5,598,944	2/1997	Aragona	220/575
5,678,694	10/1997	Tanaka et al.	.	
5,853,104	12/1998	Rathjen	.	

Primary Examiner—M. N. Pandozzi
Attorney, Agent, or Firm—Robert A. Koons, Jr.; James W. Bolcsak

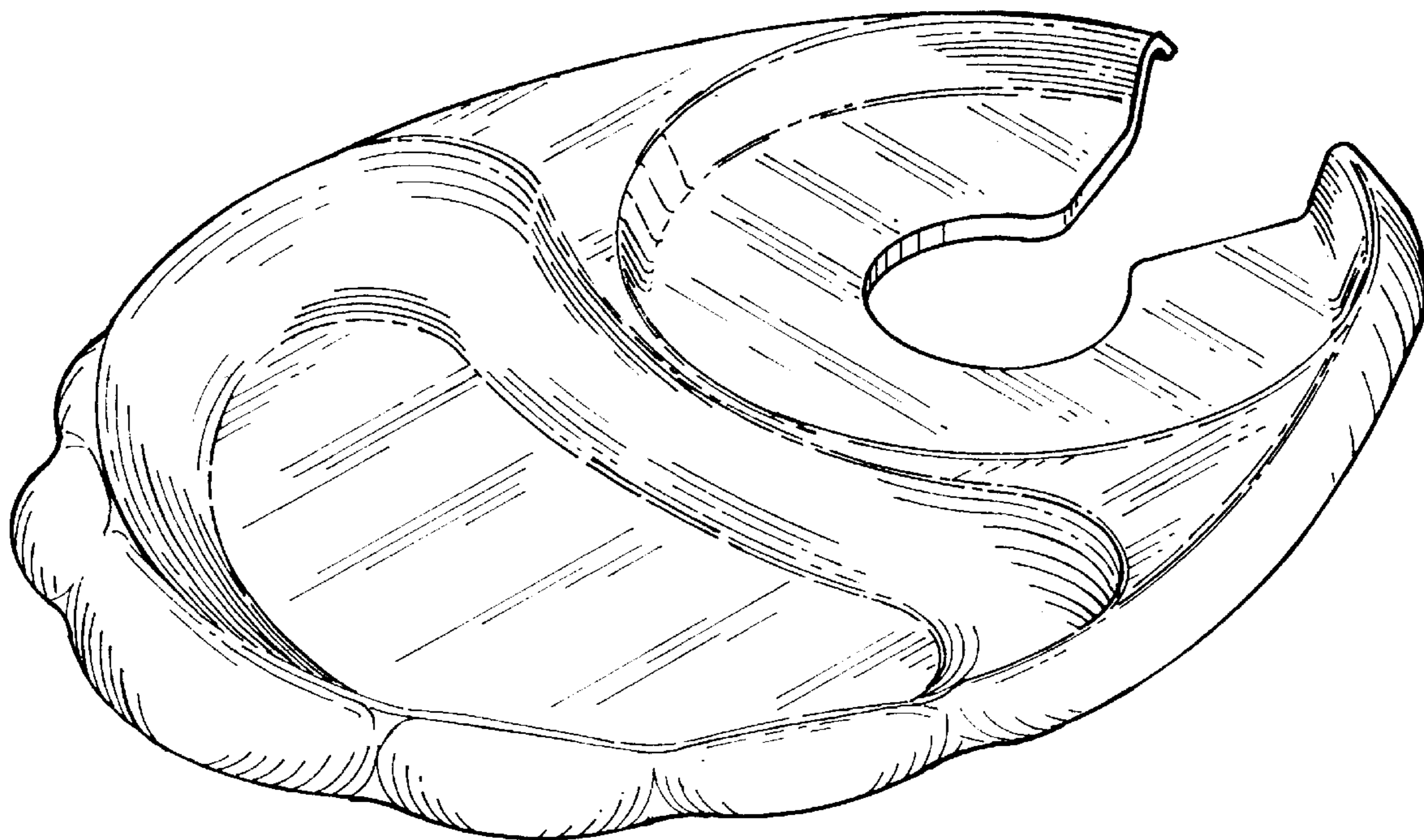
[57] **CLAIM**

The ornamental design for a scalloped hors d'oeuvre tray, as shown and described.

DESCRIPTION

FIG. 1 is a perspective view of a scalloped hors d'oeuvre tray showing my new design;
FIG. 2 is a top plan of the scalloped hors d'oeuvre tray;
FIG. 3 is a left side elevational view of the scalloped hors d'oeuvre tray;
FIG. 4 is a right side elevational view of the scalloped hors d'oeuvre tray;
FIG. 5 is a front elevational view of the scalloped hors d'oeuvre tray, the rear elevational view being a mirror image thereof; and,
FIG. 6 is a bottom plan view of the scalloped hors d'oeuvre tray.

1 Claim, 3 Drawing Sheets



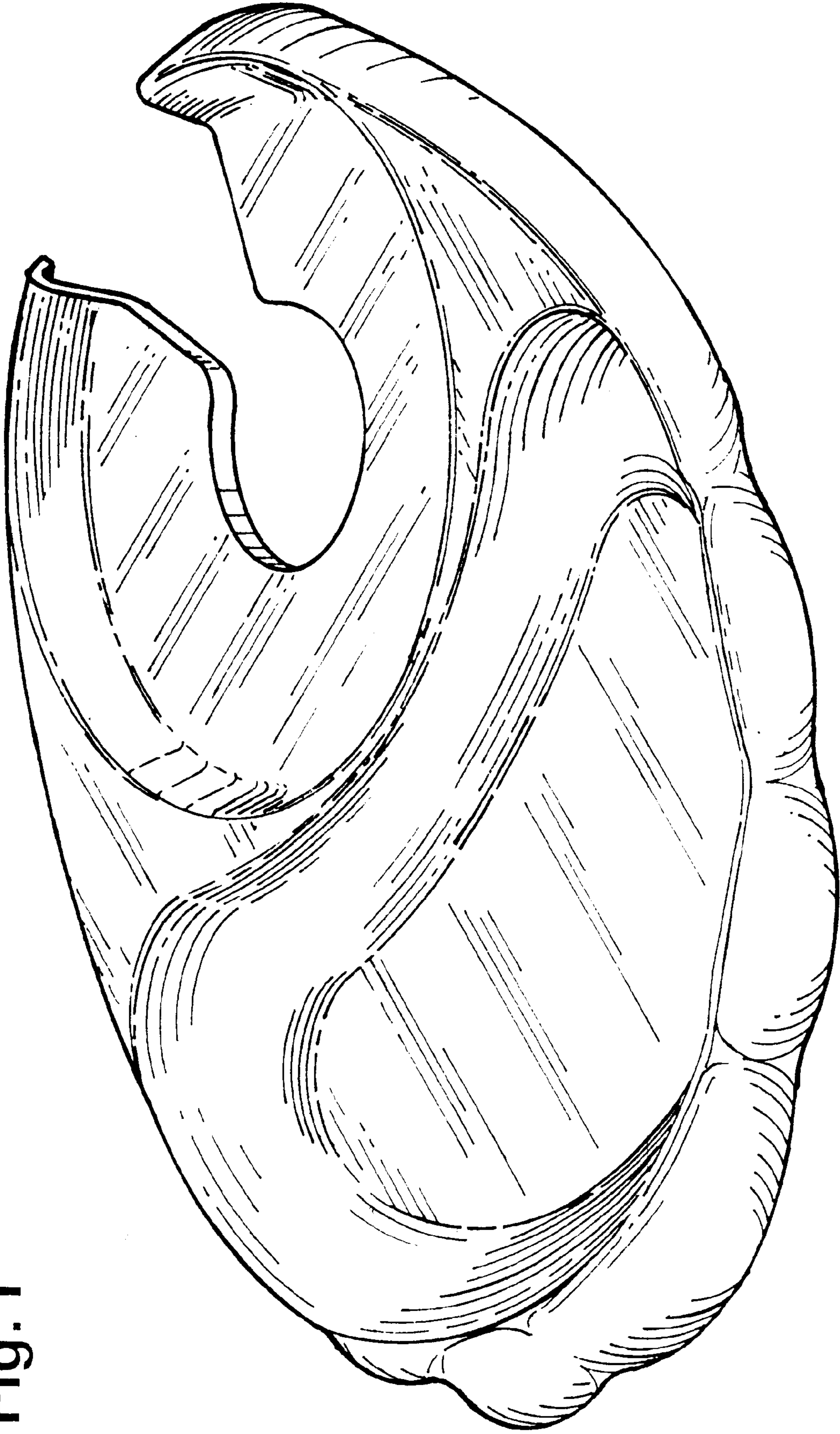


Fig. 1




Fig. 3




Fig. 2



Fig. 4

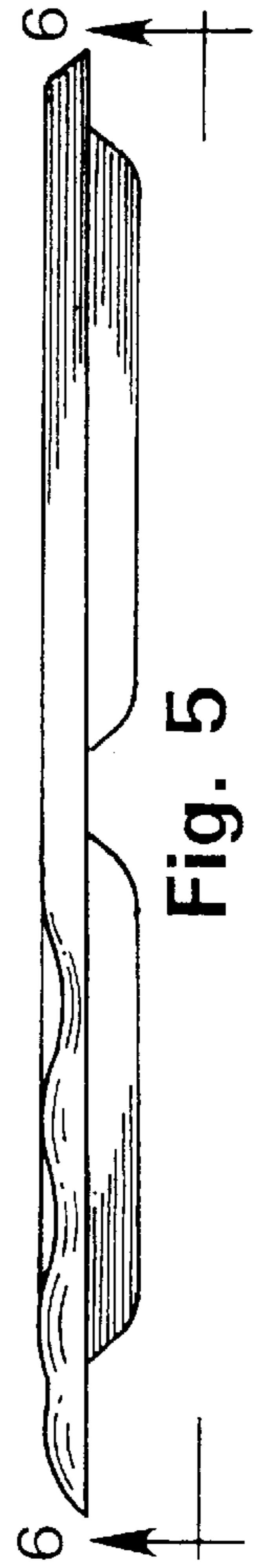


Fig. 5

Fig. 6

