



US00D415927S

# United States Patent [19] Weber

[11] **Patent Number: Des. 415,927**

[45] **Date of Patent: \*\* Nov. 2, 1999**

[54] **MULTI-GRILL APPARATUS**

[75] Inventor: **Philippe Weber**, Annecy-le-Vieux,  
France

[73] Assignee: **Tefal S.A.**, Rumilly, France

[\*\*] Term: **14 Years**

[21] Appl. No.: **29/074,362**

[22] Filed: **Aug. 1, 1997**

[30] **Foreign Application Priority Data**

Feb. 4, 1997 [FR] France ..... 97 0622

[51] **LOC (6) Cl.** ..... **07-02**

[52] **U.S. Cl.** ..... **D7/363**

[58] **Field of Search** ..... D7/362-367, 352,  
D7/332, 337, 346, 402; 99/425, 442, 444-446,  
450, 400, 376; 219/429, 432, 443, 458;  
126/25 R, 41 R

[56] **References Cited**

**U.S. PATENT DOCUMENTS**

- D. 278,505 4/1985 Mackin ..... D7/337
- D. 326,030 5/1992 Silver ..... D7/362
- D. 340,615 10/1993 Guerrier et al. .... D7/363
- D. 351,083 10/1994 O'Brien et al. .... D7/363
- D. 369,059 4/1996 Carnovali ..... D7/363
- D. 377,134 1/1997 Des Touche ..... D7/362

- D. 380,342 7/1997 Edmonds ..... D7/363
- D. 394,584 5/1998 Weber ..... D7/363
- 5,524,528 6/1996 Yeh ..... 99/446

*Primary Examiner*—Ruth McInroy  
*Attorney, Agent, or Firm*—Young & Thompson

[57] **CLAIM**

The ornamental design for a multi-grill apparatus, as shown and described.

**DESCRIPTION**

FIG. 1 is top, front and side perspective view of a multi-grill apparatus showing my new design, with a tray halfway inserted;

FIG. 2 is a view similar to FIG. 1 but with the tray fully inserted;

FIG. 3 is a top plan view thereof;

FIG. 4 is a rear view thereof;

FIG. 5 is a rear view thereof corresponding to FIG. 2;


FIG. 6 is a side elevational view thereof from the left of FIG. 5;

FIG. 7 is a side elevational view thereof from the right of FIG. 5; and,

FIG. 8 is a side elevational view thereof from the right of FIG. 4.

The bottom thereof is plain and unornamented and its appearance is not claimed.

**1 Claim, 3 Drawing Sheets**






FIG. 1




FIG. 2




FIG. 3




FIG. 4



FIG. 5

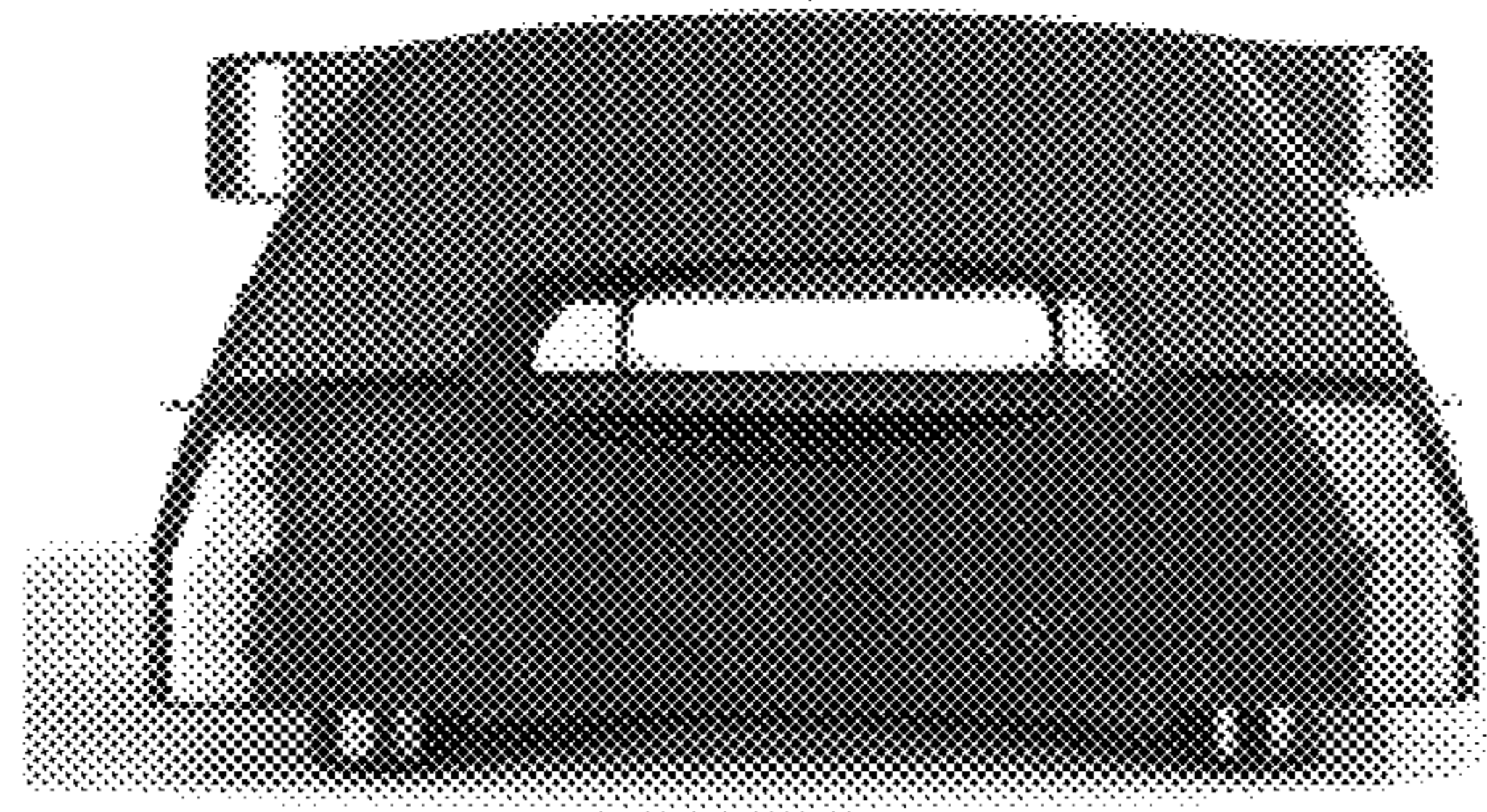


FIG. 6




FIG. 7




FIG. 8