



US00D415906S

United States Patent [19]
D'Agaro et al.

[11] **Patent Number: Des. 415,906**

[45] **Date of Patent: ** Nov. 2, 1999**

[54] **CONTAINER WITH DRAWERS**

[75] Inventors: **Amos D'Agaro**, Udine; **Adriano Marino**, Verbania; **Andrea Venturini**, Udine, all of Italy

[73] Assignee: **Exponent Italia S.r.l.**, Udine, Italy

[**] Term: **14 Years**

[21] Appl. No.: **29/083,093**

[22] Filed: **Feb. 5, 1998**

[30] **Foreign Application Priority Data**

Aug. 5, 1997 [IT] Italy UD9700040

[51] **LOC (6) Cl.** **06-04**

[52] **U.S. Cl.** **D6/446**

[58] **Field of Search** D6/432-448, 396;
D19/92; 512/204, 330.1, 107

[56] **References Cited**

U.S. PATENT DOCUMENTS

- D. 179,480 1/1957 Jones et al. D6/446
- D. 218,080 7/1970 Sierzega D6/446 X

- D. 252,397 7/1979 Cousins et al. D6/446 X
- D. 281,748 12/1985 Kiiski D6/446
- D. 286,714 11/1986 Verholt D6/446
- D. 287,676 1/1987 Christen D6/446
- D. 332,880 2/1993 Cugley et al. D6/446
- D. 370,572 6/1996 Lin D6/446
- D. 379,880 6/1997 Stoeckli et al. D6/446

Primary Examiner—Carmen H. Vales-Lado
Attorney, Agent, or Firm—Wenderoth, Lind & Ponack, L.L.P.

[57] **CLAIM**

The ornamental design for a container with drawers, as shown and described.

DESCRIPTION

FIG. 1 is a front, top and left side perspective view of a container with drawers showing our new design; FIG. 2 is a front elevational view thereof; FIG. 3 is a rear elevational view thereof; FIG. 4 is a left side elevational view thereof; FIG. 5 is a right side elevational view thereof; and, FIG. 6 is a top plan view thereof.

The bottom not shown forms no part of the claimed design.

1 Claim, 6 Drawing Sheets




FIG. 1




FIG. 2




FIG. 3




FIG. 4




FIG. 5




FIG. 6

