



US00D415858S

United States Patent [19] Funatogawa

[11] **Patent Number: Des. 415,858**

[45] **Date of Patent: ** Oct. 26, 1999**

[54] **TOE STRETCHER**

3,429,309 2/1969 Kurth et al. 602/30

[76] Inventor: **Hiroyuki Funatogawa**, c/o Dokta Eru
Kabushiki Kaisha 3208-1, Tori
5-chome, Asikagawa-city,
Tochigi-Prefecutre, Japan

FOREIGN PATENT DOCUMENTS

2626170 7/1989 France 602/30

[**] Term: **14 Years**

OTHER PUBLICATIONS

Beautiful Visions Special 1990 money saving edition, p. 31:
item B, Jun. 1990.

[21] Appl. No.: **29/088,245**

Primary Examiner—Ted Shooman

[22] Filed: **May 19, 1998**

Assistant Examiner—C. Tuttle

[30] Foreign Application Priority Data

Attorney, Agent, or Firm—Lorusso & Loud

Nov. 28, 1997 [JP] Japan 9-76809

[51] **LOC (6) Cl.** **28-03**

[57] CLAIM

[52] **U.S. Cl.** **D28/56**

The ornamental design for a toe stretcher, as shown and
described.

[58] **Field of Search** D28/56, 57, 61,
D28/62; 132/73, 73.5, 75; 602/30; 36/94

DESCRIPTION

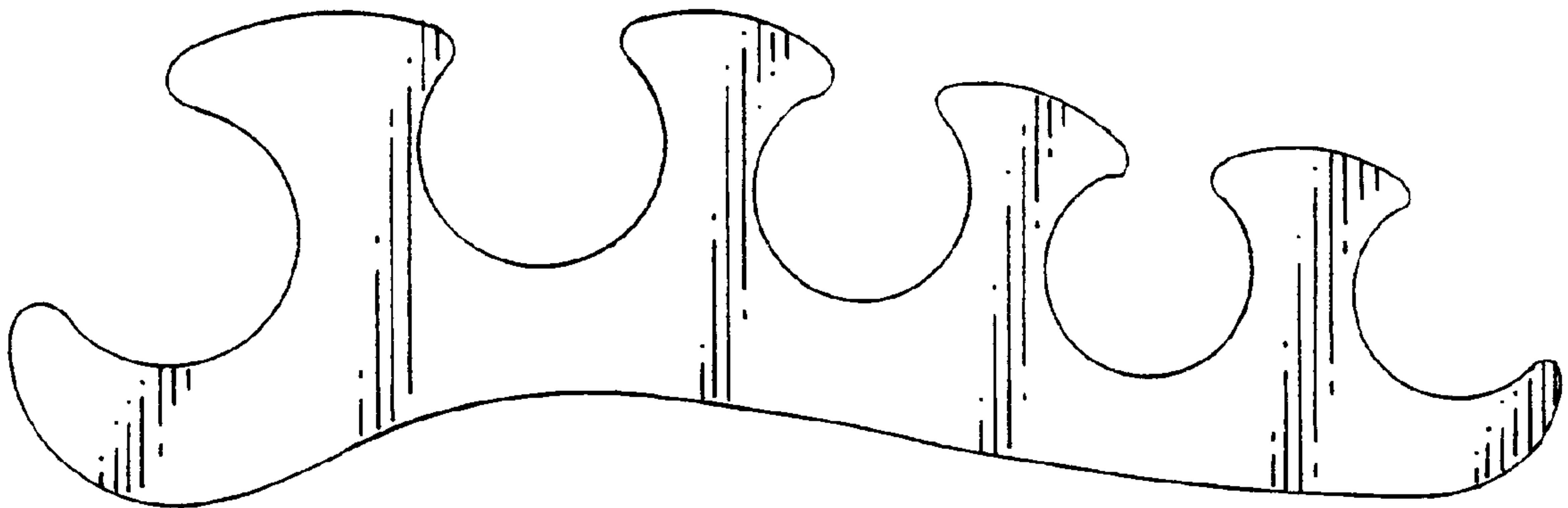
[56] References Cited

U.S. PATENT DOCUMENTS

- D. 155,239 9/1949 Smith D28/61
- D. 159,662 8/1950 Patek D28/56
- D. 271,156 11/1983 Williamson D28/61 X
- D. 306,084 2/1990 Volz et al. D28/61
- D. 393,931 4/1998 Rue D28/57
- 1,163,490 12/1915 Weil 602/30
- 2,354,770 8/1944 Patterson 602/30
- 2,517,232 8/1950 Patulski 132/73

FIG. 1 is a front view of the toe stretcher of my invention;
FIG. 2 is a top plan view of the toe stretcher;
FIG. 3 is a bottom plan view of the toe stretcher;
FIG. 4 is a left side view of the toe stretcher;
FIG. 5 is a right side view of the toe stretcher;
FIG. 6 is a cross-sectional view taken along line 6—6 in
FIG. 2; and,
FIG. 7 is a front view of the toe stretcher in use.
The broken line showing the human form is for illustrative
purposes only and forms no part of the claimed design.

1 Claim, 2 Drawing Sheets



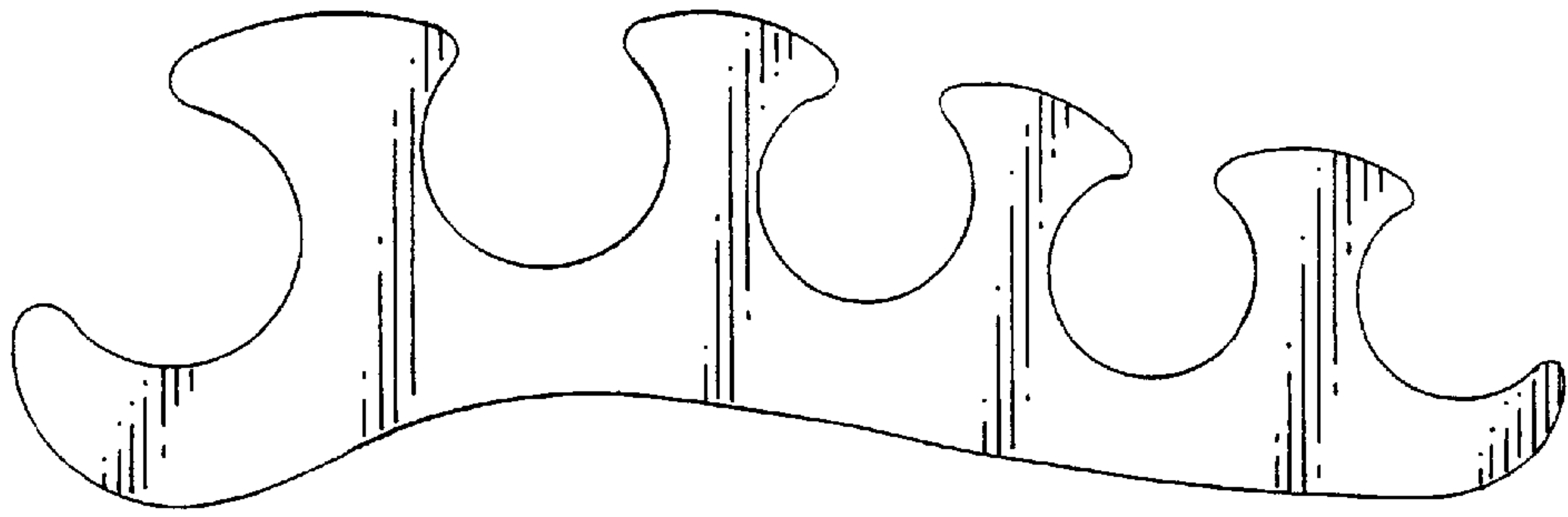


FIG. 1

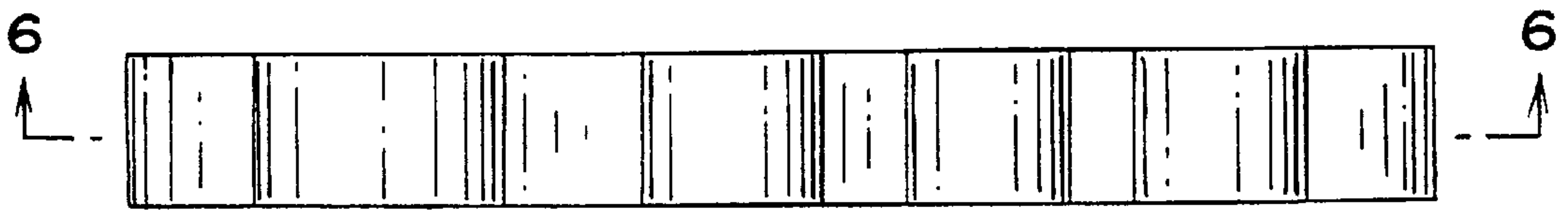


FIG. 2




FIG. 3




FIG. 4 FIG. 5

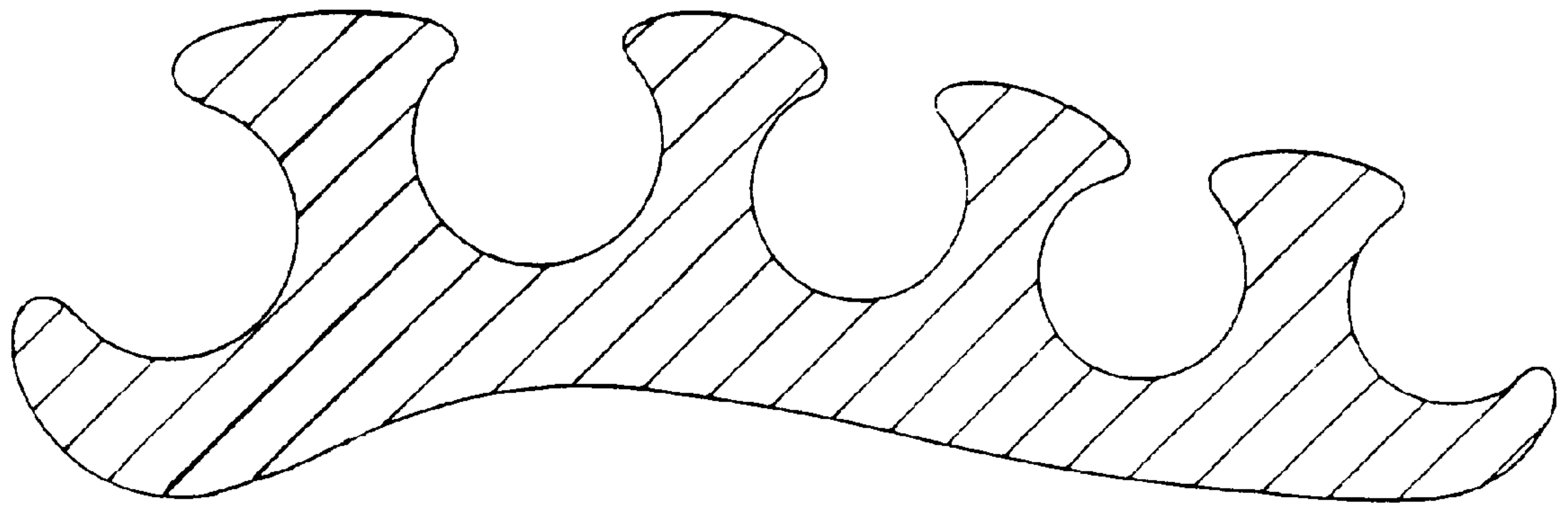


FIG. 6




FIG. 7