



US00D415856S

United States Patent [19] Semrad-Drutz

[11] **Patent Number: Des. 415,856**

[45] **Date of Patent: ** Oct. 26, 1999**

[54] **PENTA-BLOCK HAIR CLIP**

[76] Inventor: **Tavi Semrad-Drutz**, 364 Kyle Dr.,
Coppell, Tex. 75019

[**] Term: **14 Years**

[21] Appl. No.: **29/088,561**

[22] Filed: **May 27, 1998**

[51] **LOC (6) Cl. 28-03**

[52] **U.S. Cl. D28/42; D28/43**

[58] **Field of Search** D28/39-43; D11/1-5,
D11/200-204, 206, 215, 229-231, 236-238,
241, 40, 46, 70, 75; 132/273, 275-279;
63/1.11, 1.16, 1.18, 12, 14, 14.4, 14.5,
14.7, 14.9, 3, 15.7, 20, 34, 40, 43

[56] **References Cited**

U.S. PATENT DOCUMENTS

D. 40,101	6/1909	Flint	D11/75
D. 133,833	9/1942	Meyer	D11/75
1,413,468	4/1922	Gaunt	63/20
2,599,916	6/1952	Holden	63/20 X
4,817,064	3/1989	Milles	63/21 X
4,912,944	4/1990	Crosley et al.	132/275 X
5,465,742	11/1995	Dudley	132/279

FOREIGN PATENT DOCUMENTS

115867	1/1930	Austria	132/279
1178924	5/1959	France	63/3

OTHER PUBLICATIONS

Hong Kong Enterprise Jun. 1990, p. 658, lower right quadrant of page: barrettes indicated by arrows.

Hong Kong Enterprise Oct. 1990, p. 394—item No. CT-H2481 on lower right.

Nature's Jewelry Summer/Fall 1991 Cat. p. 44—item No. 81-668.

Hong Kong Apparel, Feb. 1996, p. 292—item No. A63.

Primary Examiner—Ted Shooman
Assistant Examiner—C. Tuttle
Attorney, Agent, or Firm—David W. Carstens; Carstens, Yee & Cahoon

[57] **CLAIM**

The ornamental design for a penta-block hair clip, as shown and described.

DESCRIPTION

FIG. 1 is a front perspective view of the penta-block hair clip of the present invention;

FIG. 2 is a top plan view of the penta-block hair clip of FIG. 1;

FIG. 3 is a front view in elevation of the penta-block hair clip of FIG. 1;

FIG. 4 is a bottom plan view of the penta-block hair clip of FIG. 1;

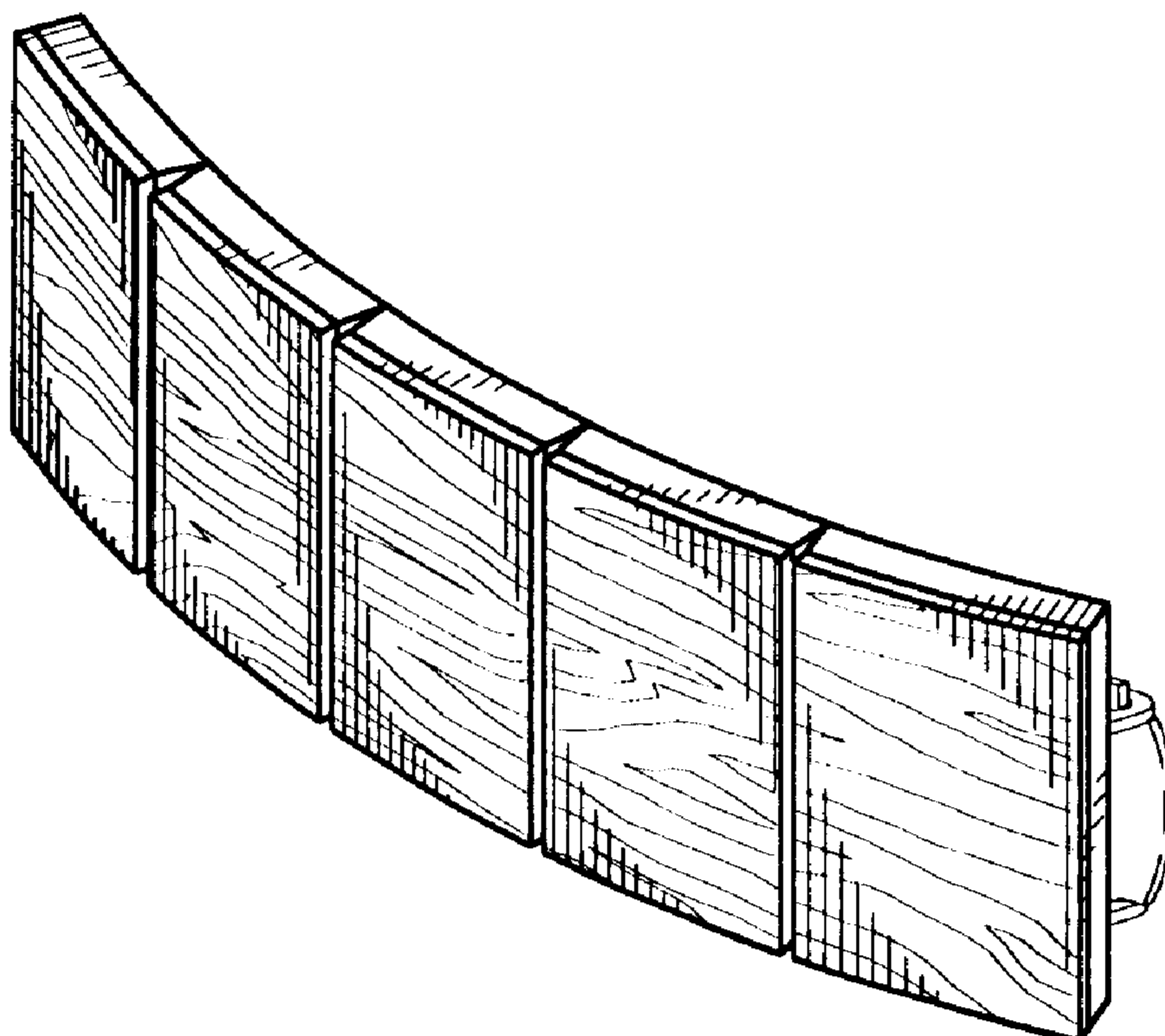
FIG. 5 is a side view in elevation of the penta-block hair clip of FIG. 1; as seen from the left-hand side of FIG. 1; and,

FIG. 6 is a side view in elevation of the penta-block hair clip of FIG. 1; as seen from the right-hand side of FIG. 1.

The broken line showing of the clasp is for illustrative purposes only and forms no part of the claimed design.

The surface of the article not shown in the drawing or described in the specification forms no part of the claimed design.

1 Claim, 1 Drawing Sheet



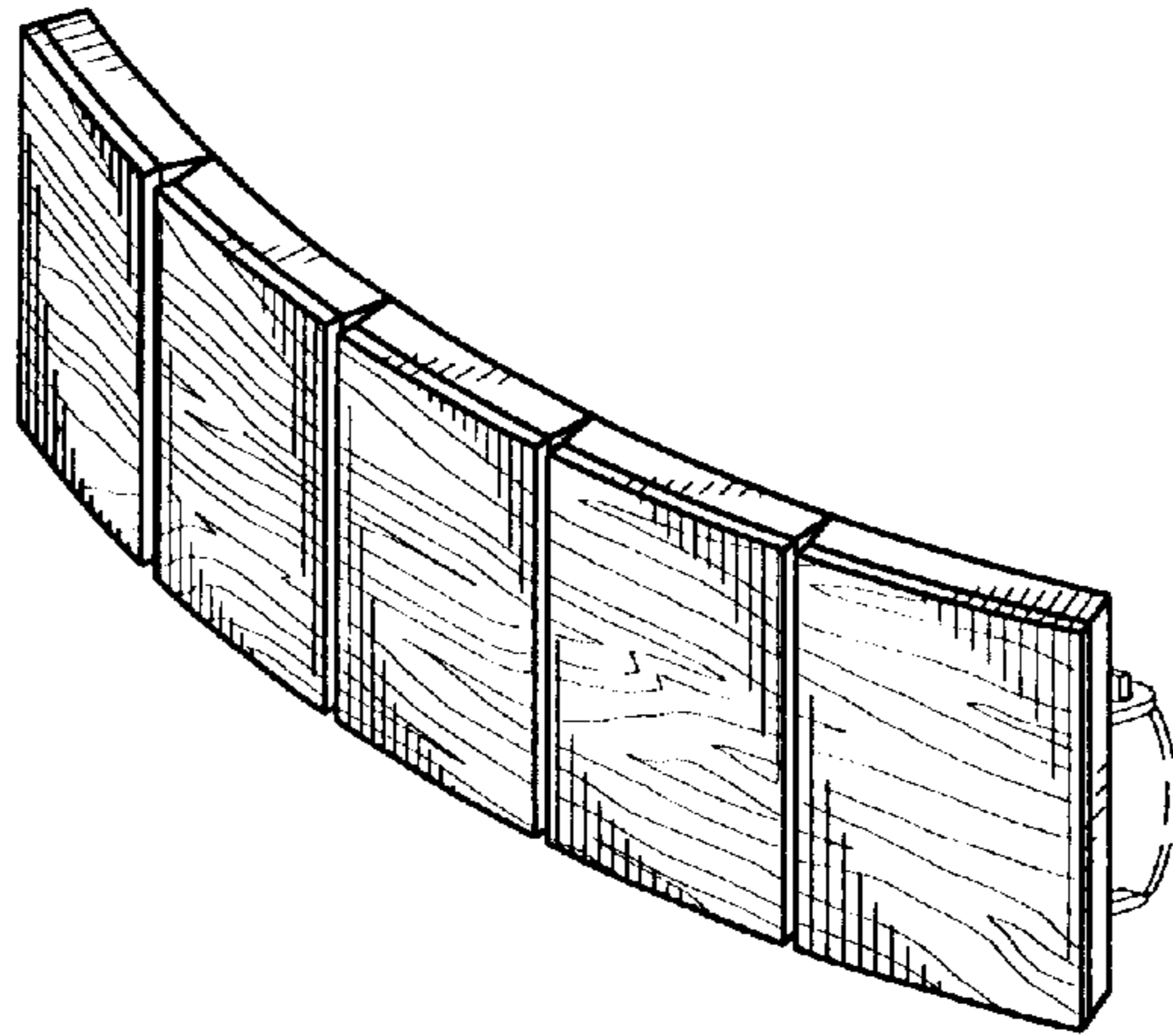


FIG. 1



FIG. 2

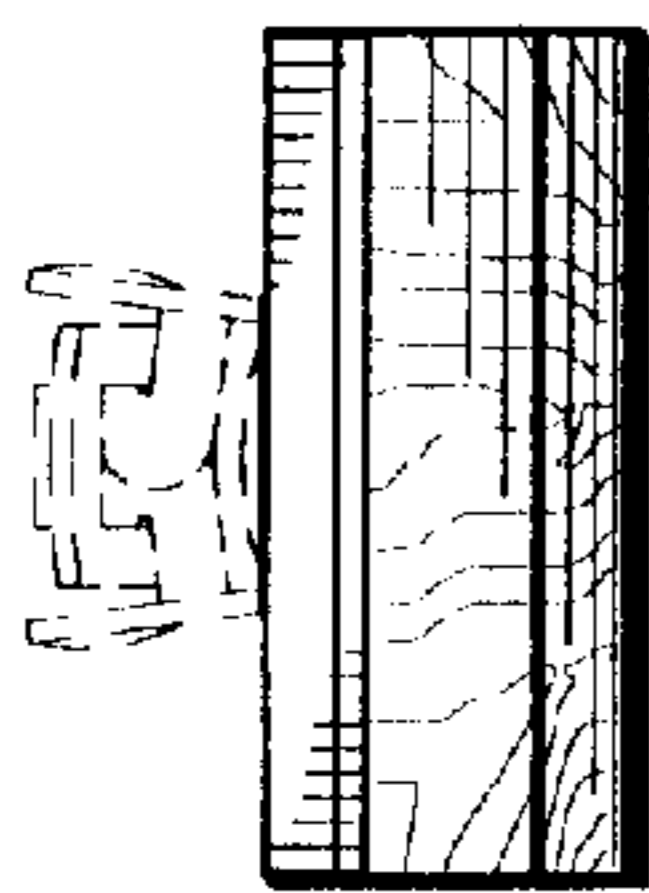


FIG. 5

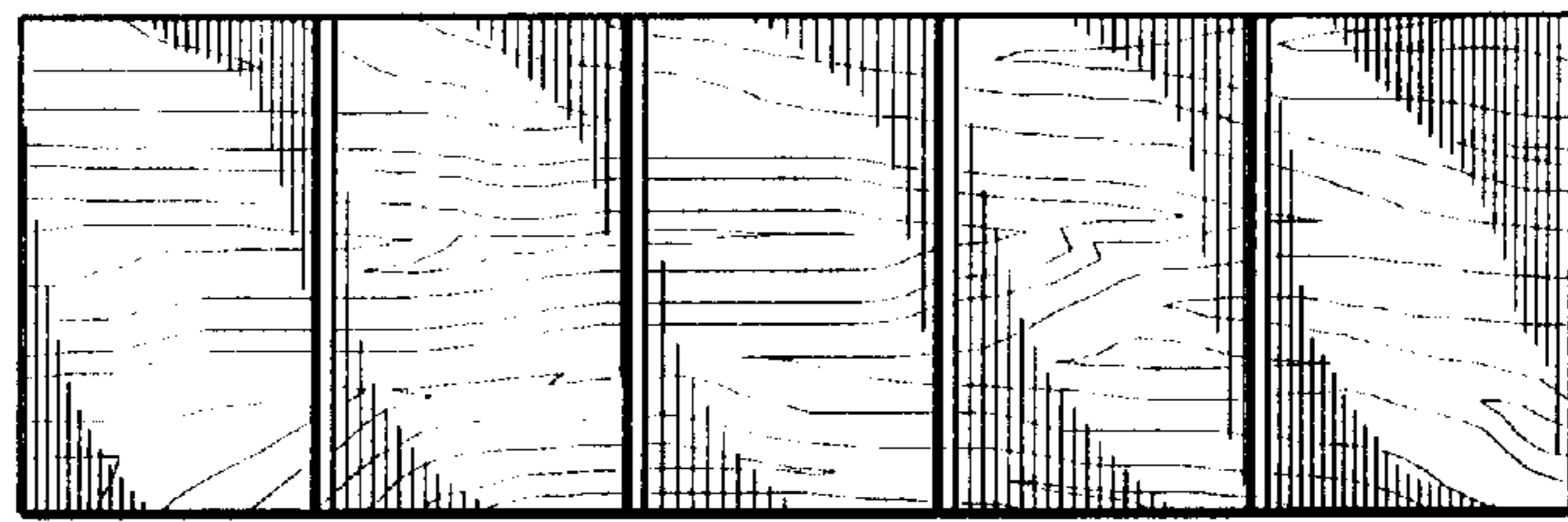


FIG. 3

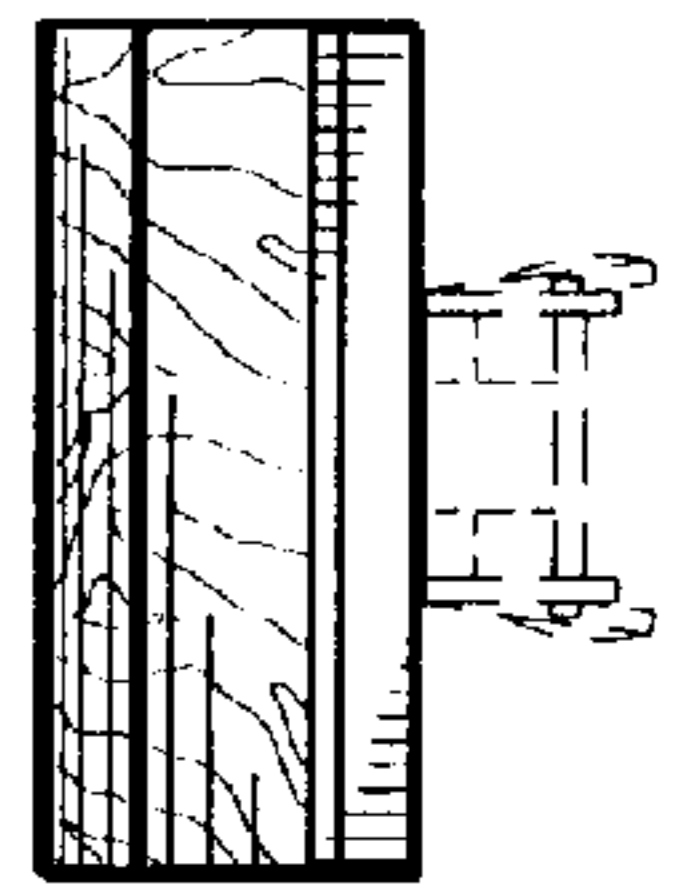


FIG. 6

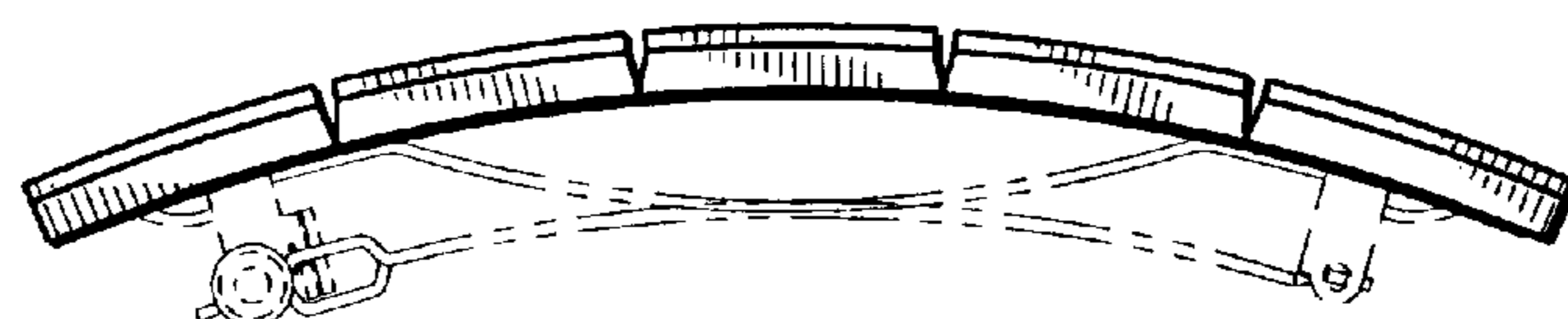


FIG. 4