



US00D415847S

United States Patent [19]
Schaefer

[11] **Patent Number: Des. 415,847**

[45] **Date of Patent: ** Oct. 26, 1999**

[54] **SUPPORT POST**

[75] **Inventor: Richard Floyd Schaefer, Ft. Lupton, Colo.**

[73] **Assignee: S-Square Tube Products, Commerce City, Colo.**

[**] **Term: 14 Years**

[21] **Appl. No.: 29/077,426**

[22] **Filed: Aug. 1, 1997**

[51] **LOC (6) Cl. 25-01**

[52] **U.S. Cl. D25/126**

[58] **Field of Search** 52/729.3, 730.1, 52/730.4, 730.5, 731.5, 731.9, 732.1, 736.1, 719, 720.1, 720.2, 720.3, 721.2, 127.6; D25/122, 38, 61, 256, 126; 256/19, 22, DIG. 5, 65, 66, 67; 403/345, 348, 202, 351, 352, 359, 372, 738, 169, 217

[56] **References Cited**

U.S. PATENT DOCUMENTS

D. 207,665 5/1967 Deskey et al. D25/126
1,517,119 11/1924 Luhring 256/DIG. 5
5,471,809 12/1995 Frankel 52/730.4

Primary Examiner—Doris Clark

Attorney, Agent, or Firm—Rick Martin; Margaret Polson

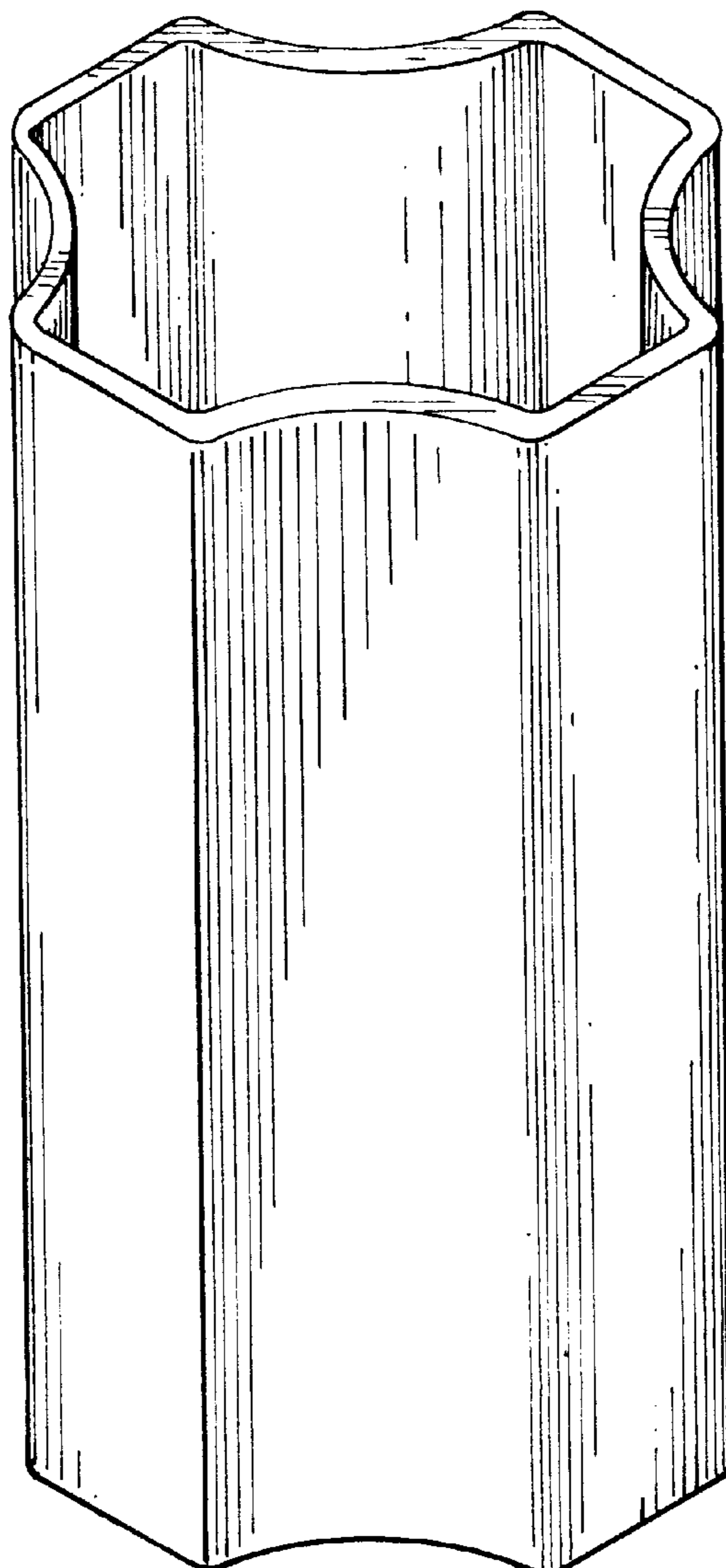
[57] **CLAIM**

The ornamental design for support post, as shown and described.

DESCRIPTION

FIG. 1 is a top perspective view of the support post.
FIG. 2 is a side plan view, all sides are identical; and,
FIG. 3 is a plan view of the top the bottom being identical.

1 Claim, 1 Drawing Sheet



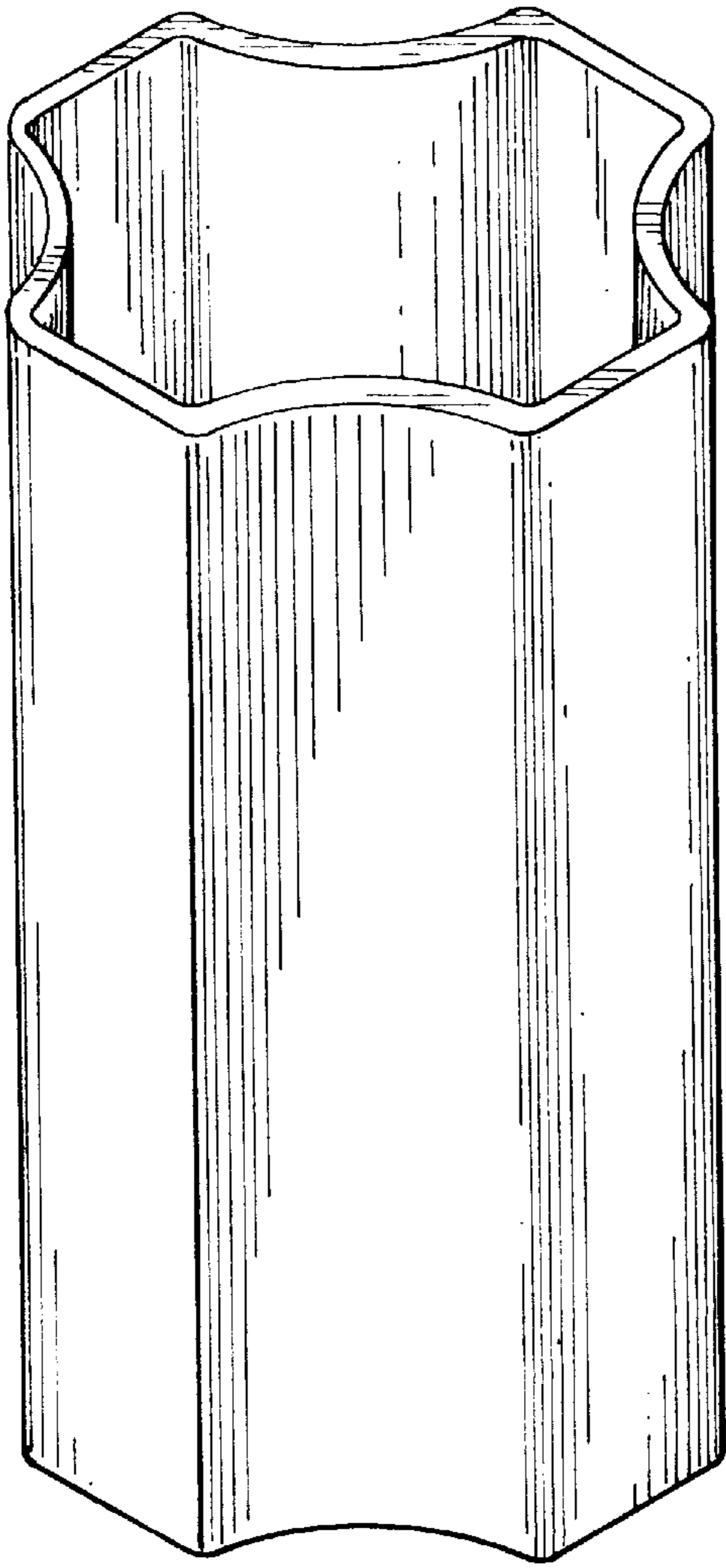


FIG. 1




FIG. 2

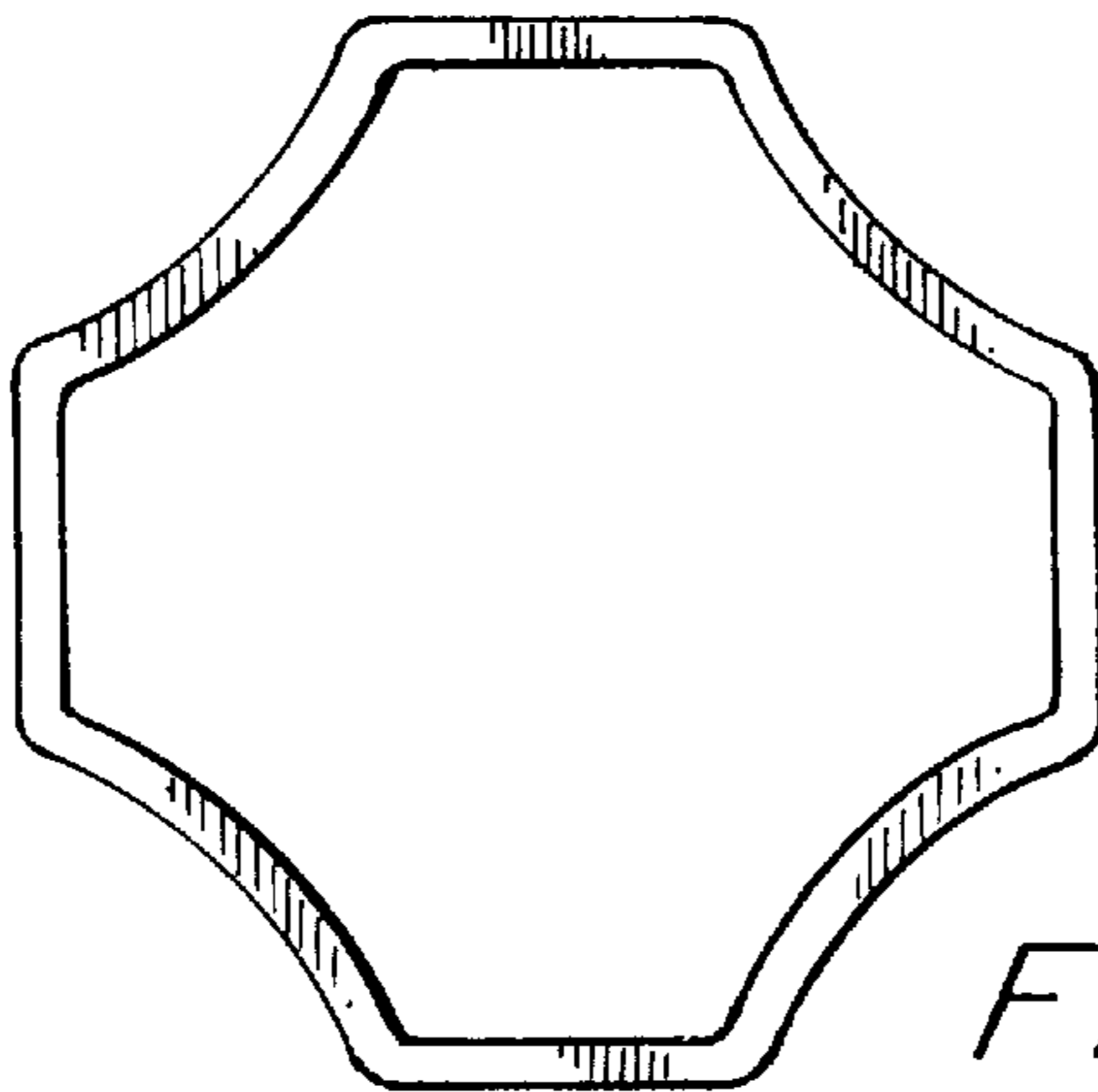


FIG. 3