



US00D415845S

United States Patent [19]

[11] Patent Number: Des. 415,845

Staten et al.

[45] Date of Patent: ** Oct. 26, 1999

[54] DECORATIVE EDGING STONE
[76] Inventors: Bobby L. Staten, 16415 Ashbourn Dr., Dallas, Tex. 75248; Bret H. Scullion, 803 Saratoga Dr., Southlake, Tex. 76092

1188116 6/1985 Canada .
1298982 2/1988 Canada .
2019033 6/1990 Canada .
2019033 12/1991 Canada .
2146345 4/1994 Canada .
7805997 6/1978 Netherlands .
1754-50268 12/1978 Netherlands .

[**] Term: 14 Years

OTHER PUBLICATIONS

[21] Appl. No.: 29/066,380

Heritage Stone Straight, Stone Series by Keystone Keystone retaining Wall Systems, Inc., Minneapolis MINN., pamphlet.
Gardenwall, Oldcastle, Feb. 1996, pamphlet.
Castlewall™, Oldcastle Feb. 1996, pamphlet.
“Diamond Beveled”, p. 2, Diamond, The Pinless System; Sweet’s General Building and Renovation Catalog File, 1993.

[22] Filed: Feb. 11, 1997

[51] LOC (6) Cl. 25-01

[52] U.S. Cl. D25/113

[58] Field of Search D25/113, 114, D25/115, 118; 404/33-42; 405/284, 285, 286; 52/596, 604, 605, 608, 609, 610; D21/484, 499, 500, 501, 504

Primary Examiner—Louis S. Zarfes
Assistant Examiner—Robert A Delehanty

[56] References Cited

U.S. PATENT DOCUMENTS

D. 350,402 9/1994 Pribyl et al. D25/118
D. 352,789 11/1994 Adam D25/113
D. 391,376 2/1998 Strand et al. D25/113
2,313,363 3/1943 Schmitt .
4,711,606 12/1987 Leling et al. .
5,017,049 5/1991 Sievert .
5,031,376 7/1991 Bender et al. .
5,062,610 11/1991 Woolford et al. .
5,249,950 10/1993 Woolford .
5,294,216 3/1994 Sievert .
5,490,363 2/1996 Woolford .
5,653,558 8/1997 Price 405/284

[57] CLAIM

The ornamental design for “decorative edging stone,” as shown and described.

FOREIGN PATENT DOCUMENTS

B-72630/91 3/1990 Australia .

DESCRIPTION

FIG. 1 is a perspective view of a decorative edging stone embodying the invention;
FIG. 2 is a top view thereof;
FIG. 3 is a left side view thereof;
FIG. 4 is a right side view thereof;
FIG. 5 is a front view thereof;
FIG. 6 is a rear view thereof; and,
FIG. 7 is a bottom view thereof.

1 Claim, 2 Drawing Sheets




FIG. 1

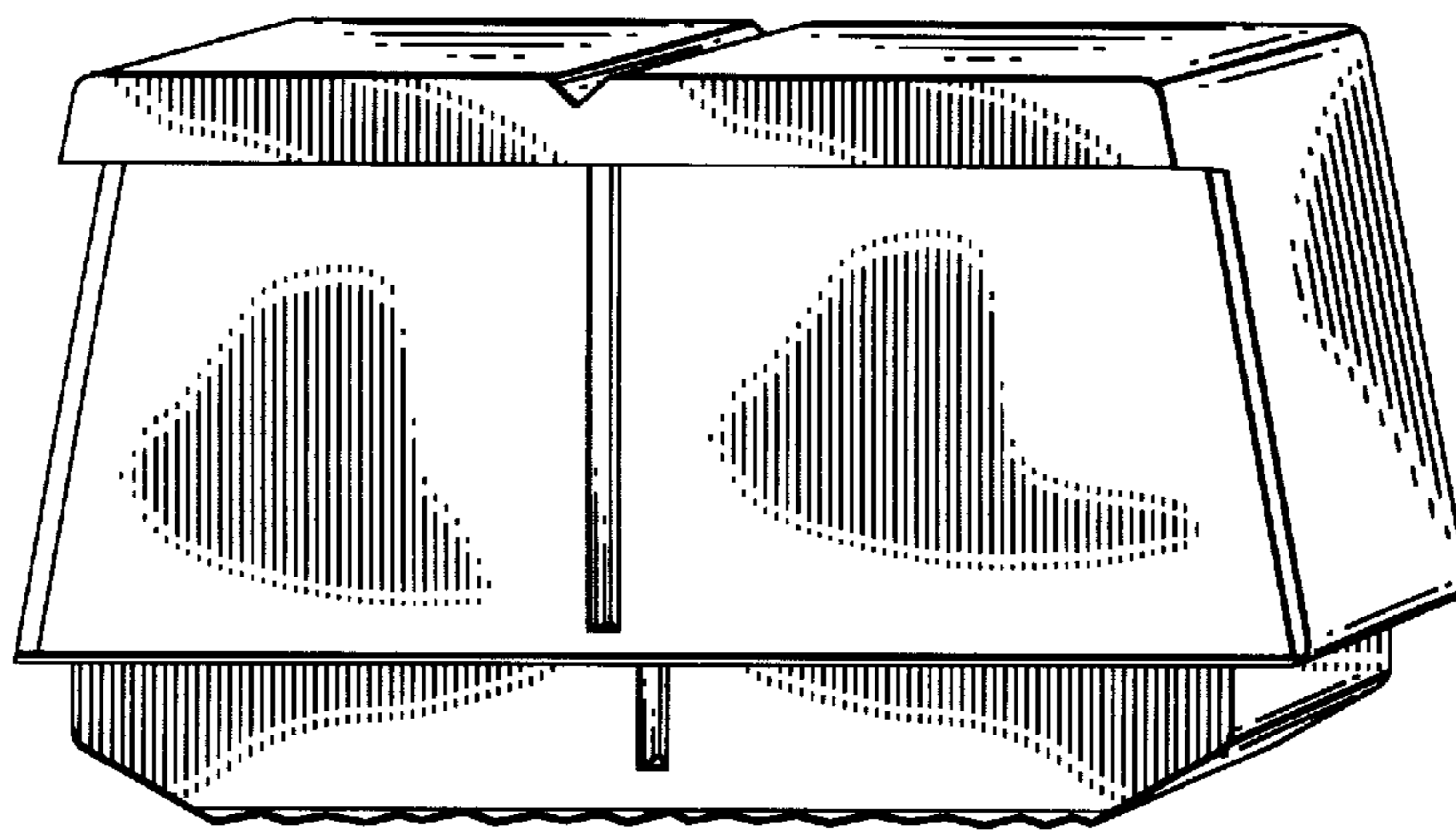


FIG. 2

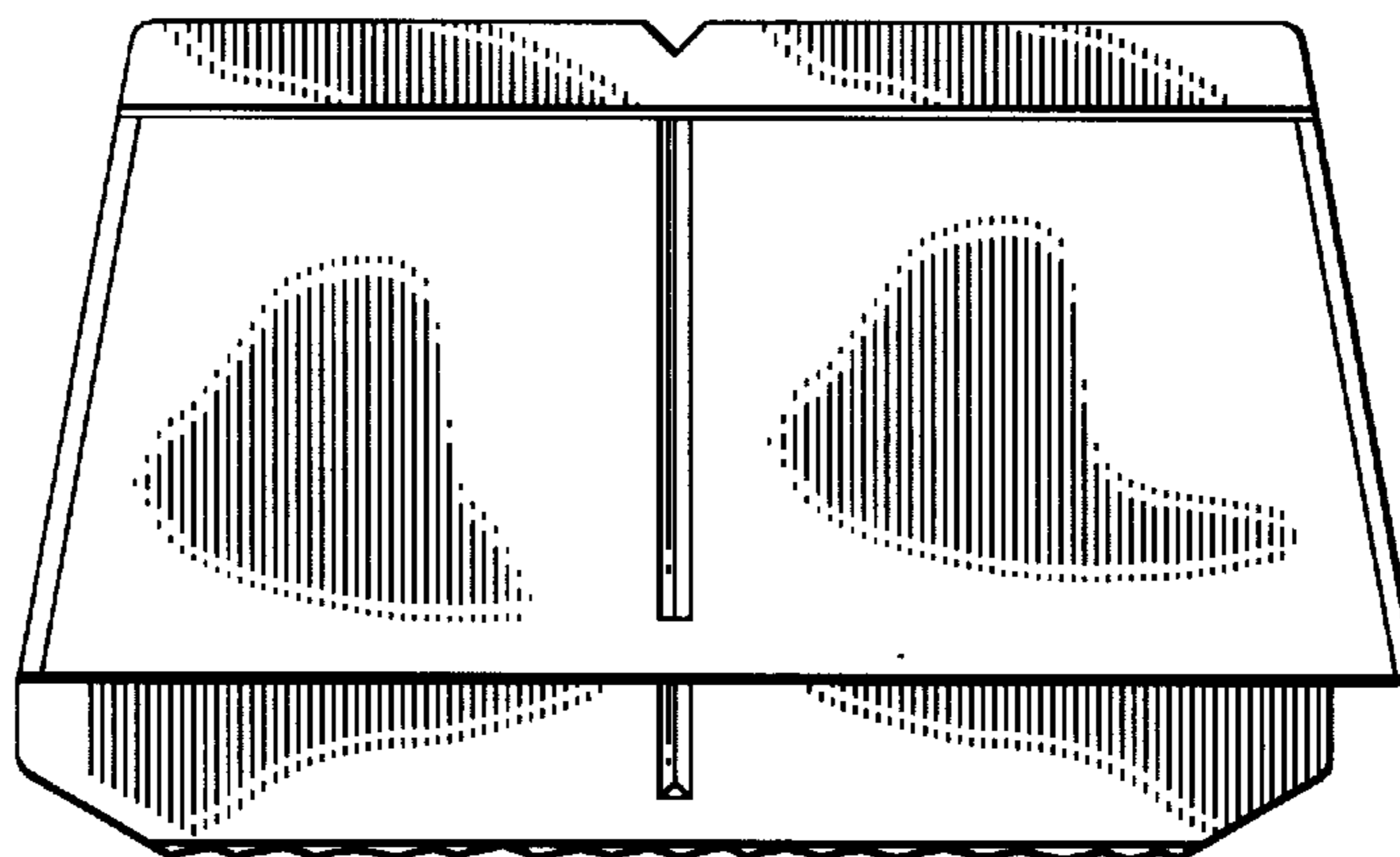


FIG. 3

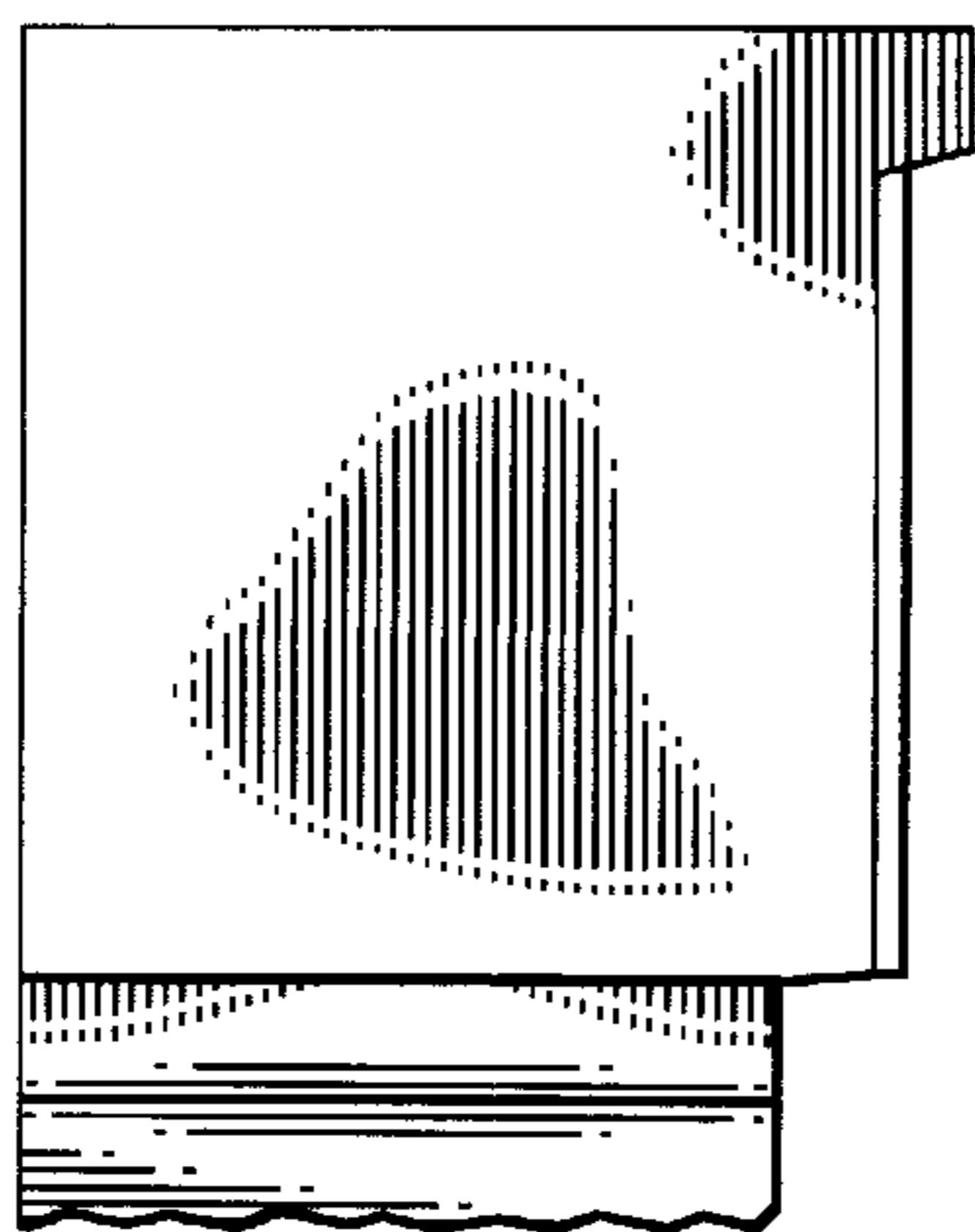


FIG. 4

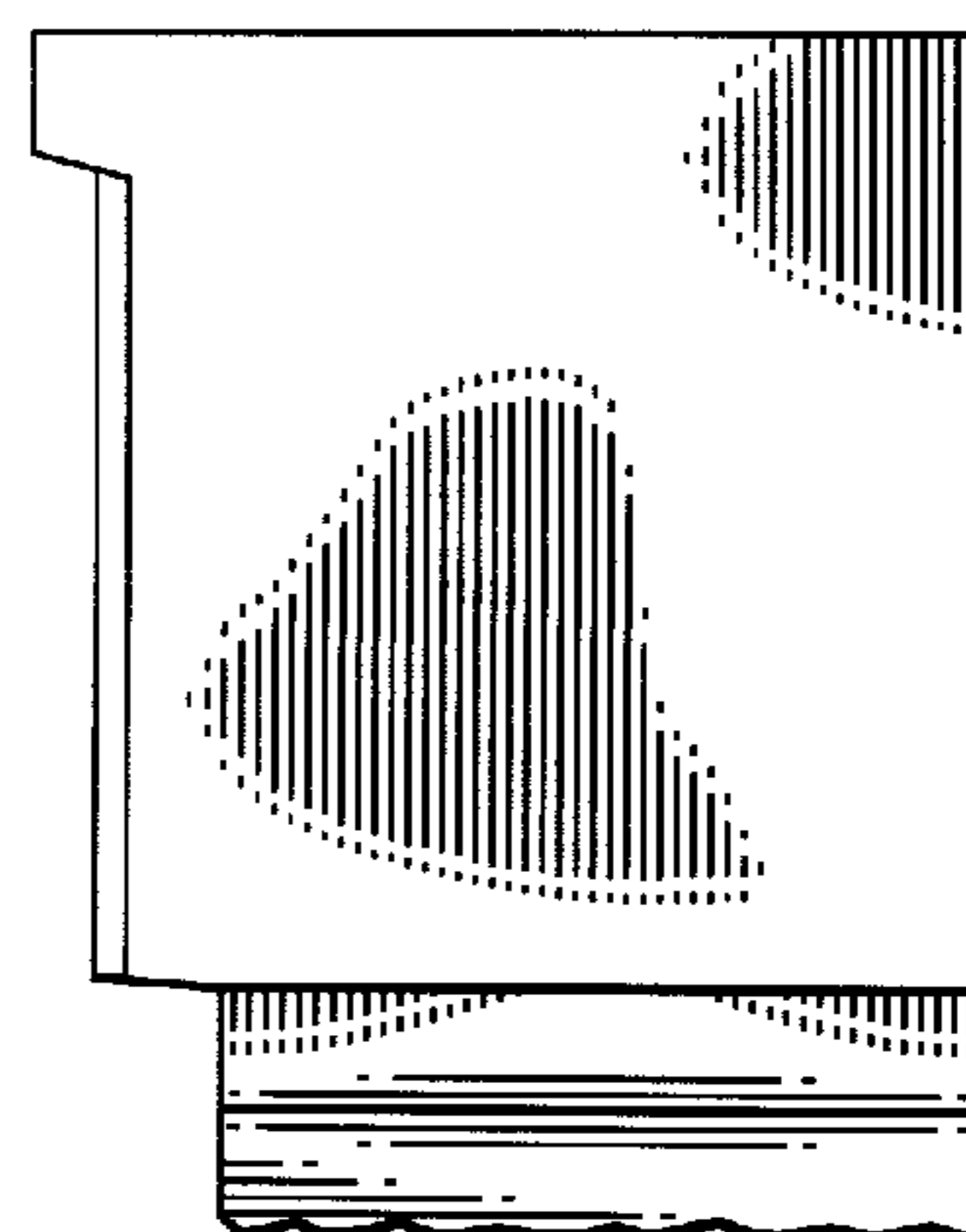


FIG. 5

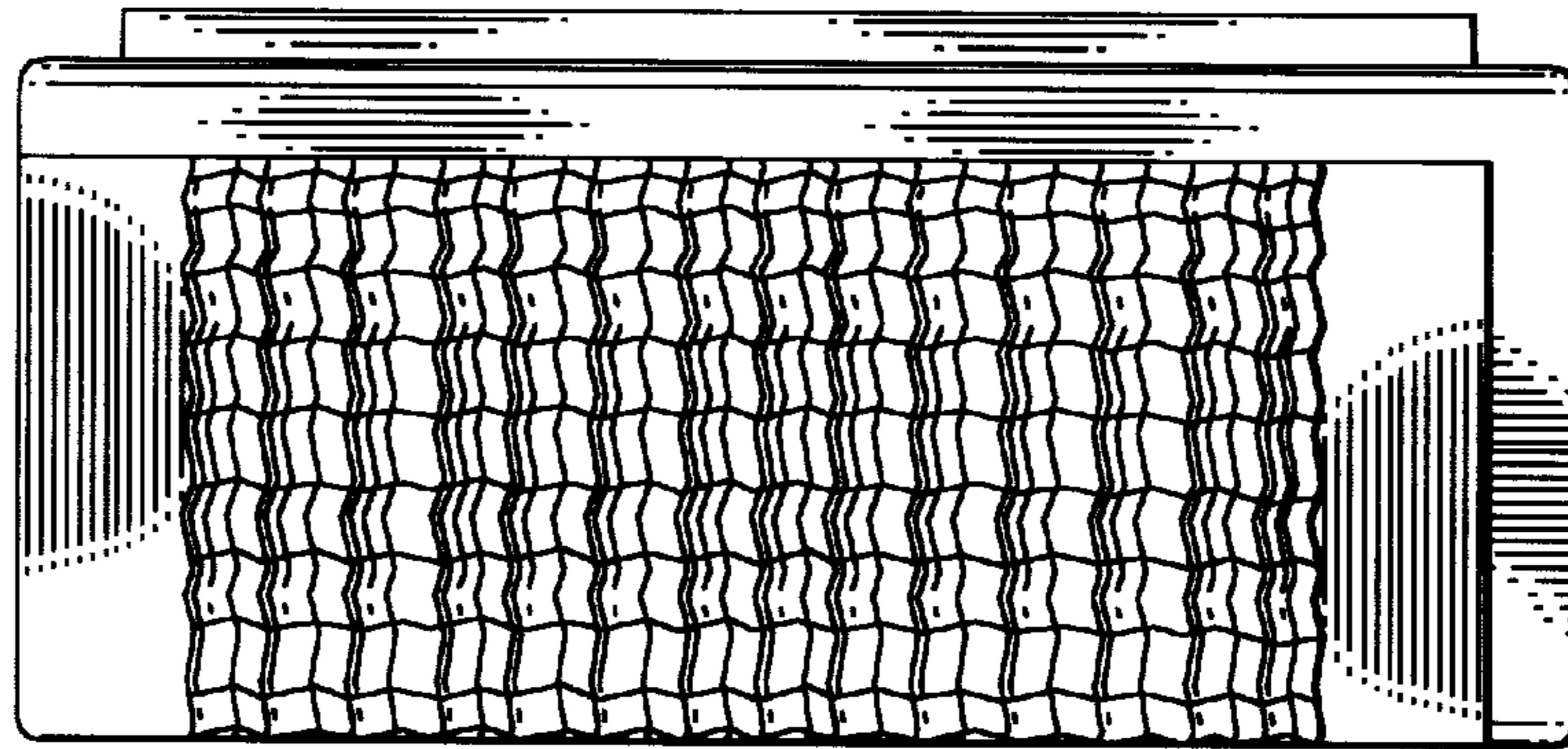


FIG. 6

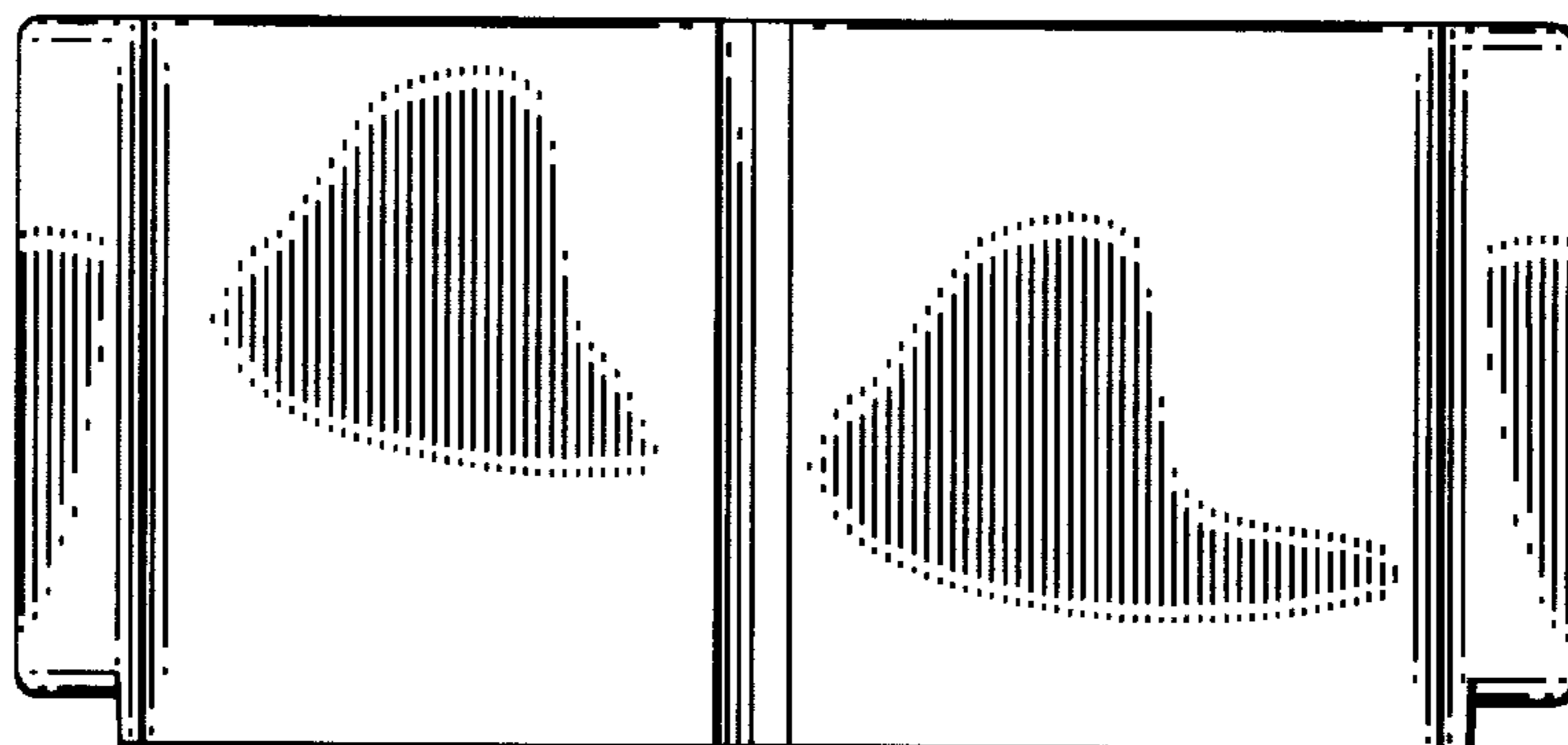


FIG. 7

