



US00D415837S

United States Patent [19]
Williams

[11] **Patent Number: Des. 415,837**

[45] **Date of Patent: ** Oct. 26, 1999**

[54] **PACIFIER SECUREMENT STRAP**

[76] Inventor: **Charles E. Williams**, 1516 Marsalis Dr., #39, Arcadia, La. 71001

[**] Term: **14 Years**

[21] Appl. No.: **29/093,625**

[22] Filed: **Sep. 15, 1998**

Related U.S. Application Data

[63] Continuation-in-part of application No. 29/058,196, Sep. 9, 1996.

[51] **LOC (6) Cl.** **24-04**

[52] **U.S. Cl.** **D24/193**

[58] **Field of Search** D24/193, 194;
606/234, 235, 236; 24/3.13

[56] **References Cited**

U.S. PATENT DOCUMENTS

- D. 310,716 9/1990 Trask D24/195
- D. 331,287 11/1992 Smith D24/194
- D. 402,760 12/1998 Kline D24/194

- 3,392,729 7/1968 Lenoir 606/234
- 4,697,589 10/1987 King et al. 606/234
- 4,765,037 8/1988 Perry 24/3.13 X
- 4,903,698 2/1990 Huber et al. 606/235
- 5,263,975 11/1993 La Rocca 606/234

Primary Examiner—Stella Reid
Attorney, Agent, or Firm—Royston, Rayzor, Vickery, Novak & Druce, L.L.P.

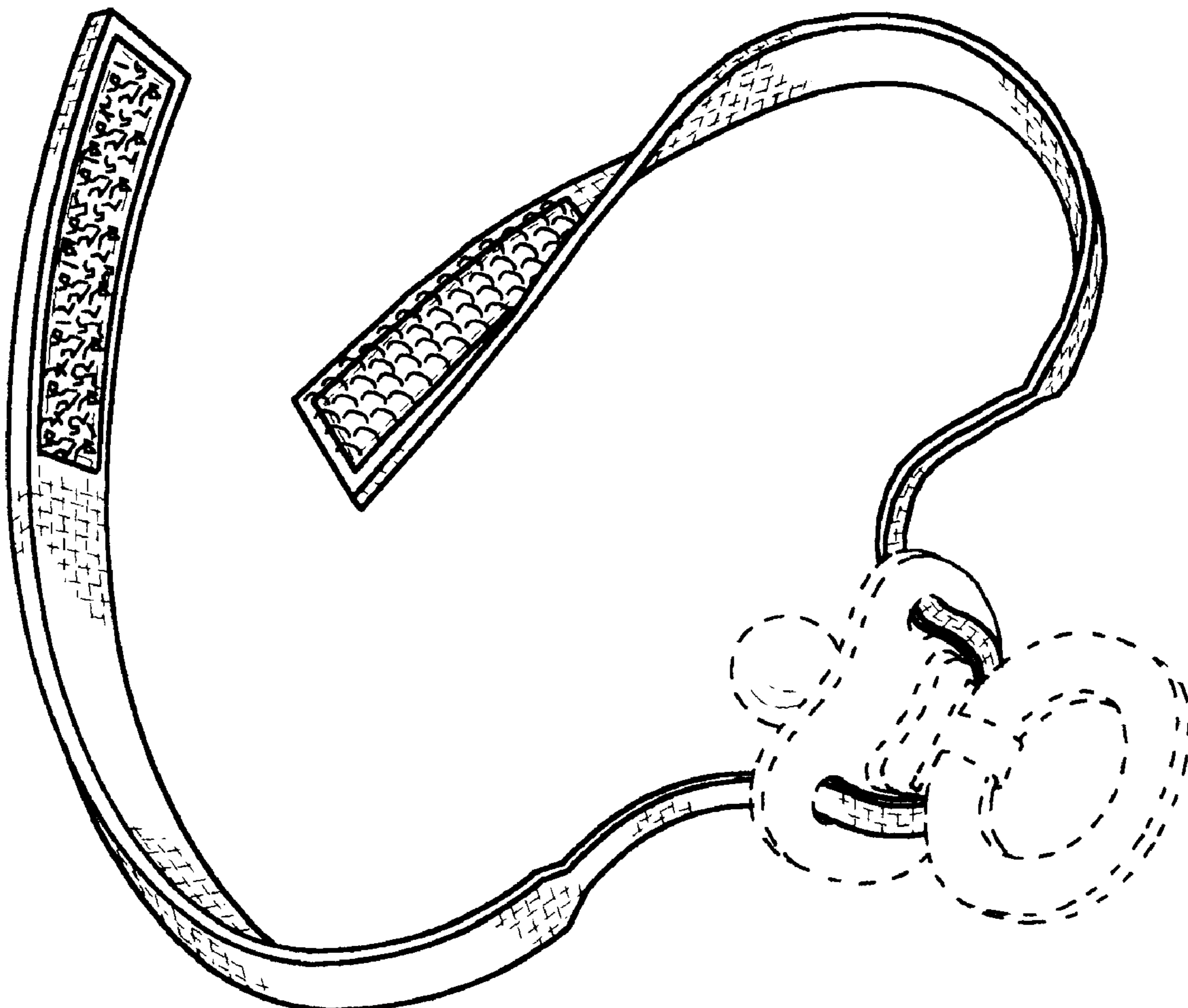
[57] **CLAIM**

I claim the ornamental design for the pacifier securement strap, as shown and described.

DESCRIPTION

FIG. 1 is a perspective view of the pacifier securement strap showing my new design;
FIG. 2 is a top plan view thereof;
FIG. 3 is a right side elevational view thereof;
FIG. 4 is a bottom plan view thereof;
FIG. 5 is a left side elevational view thereof;
FIG. 6 is a top end elevational view thereof; and,
FIG. 7 is a bottom end elevational view thereof.

1 Claim, 2 Drawing Sheets



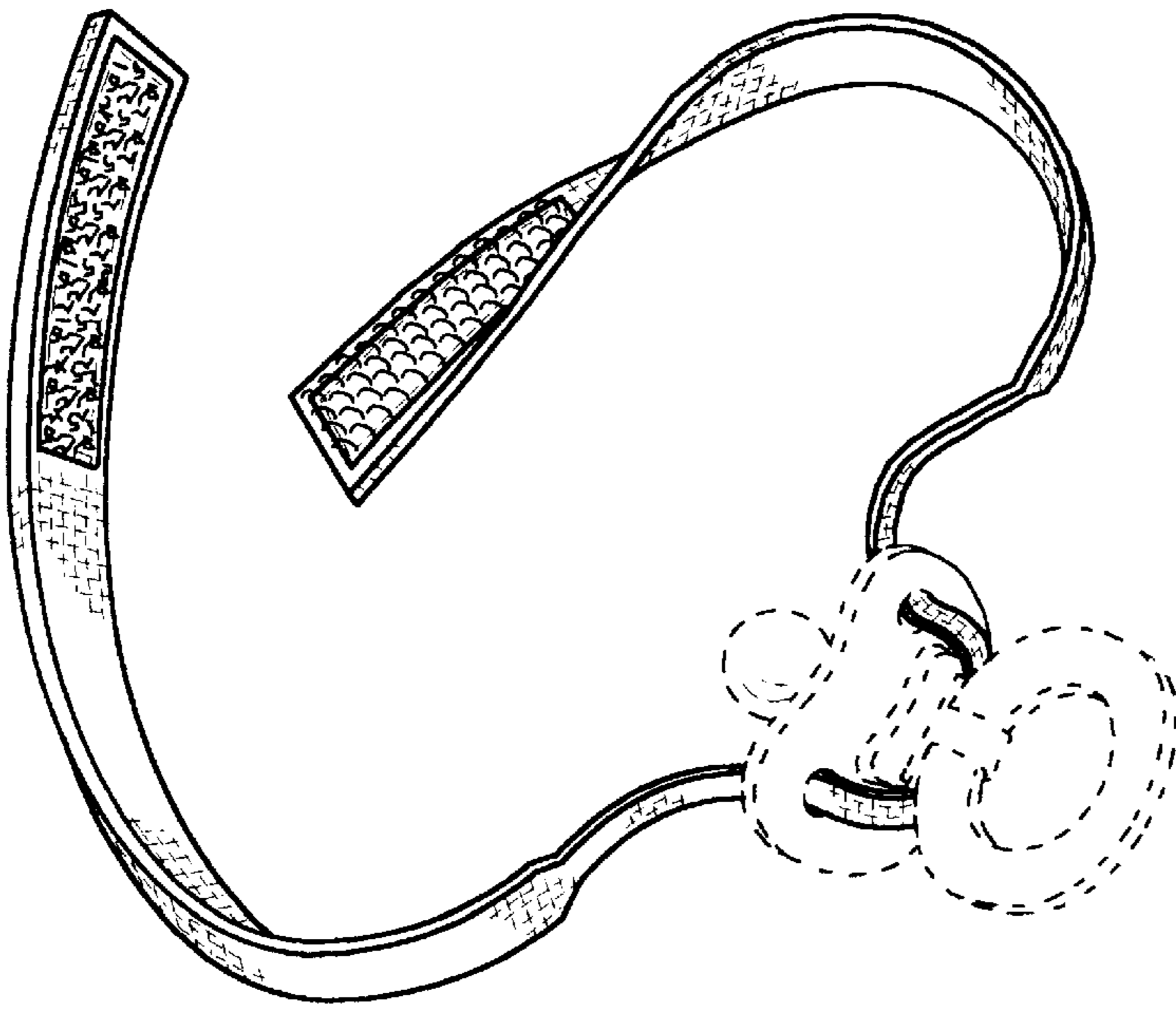


Fig. 1

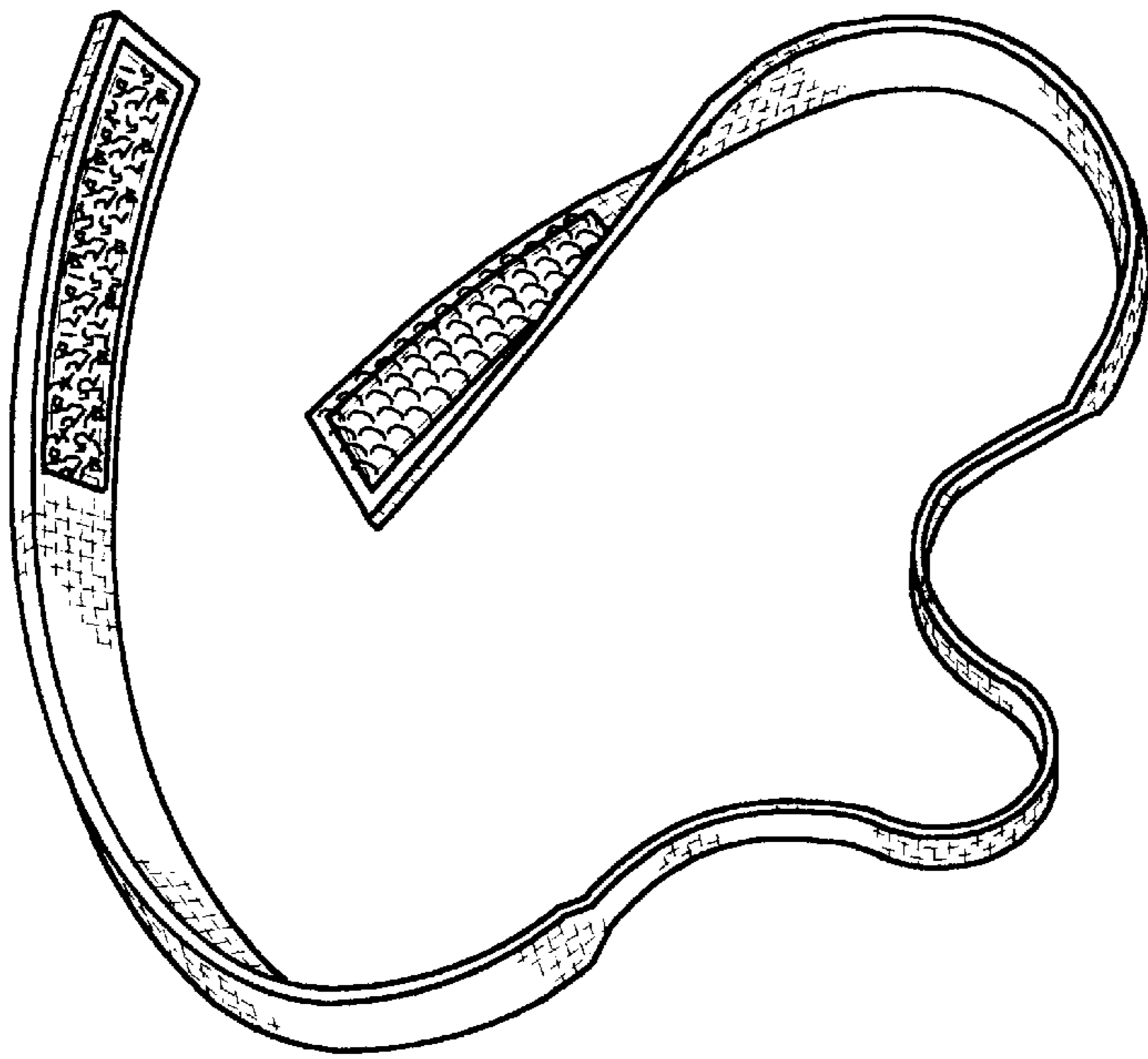


Fig. 8

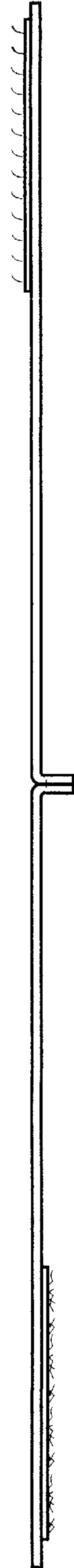
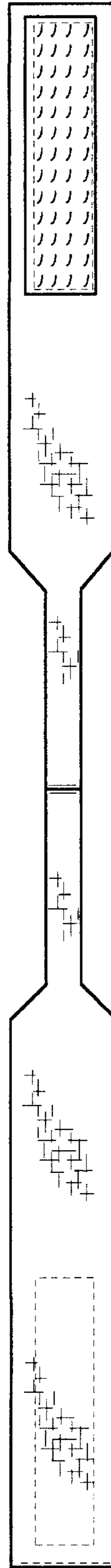


Fig. 2 Fig. 3

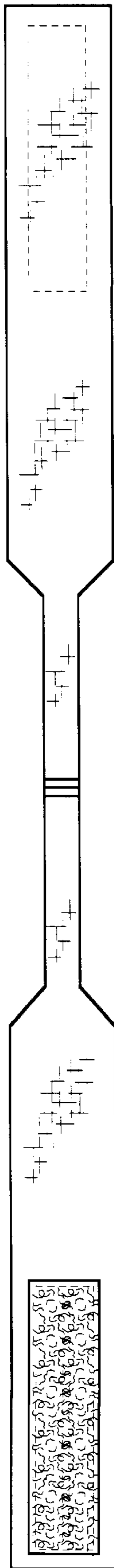


Fig. 4

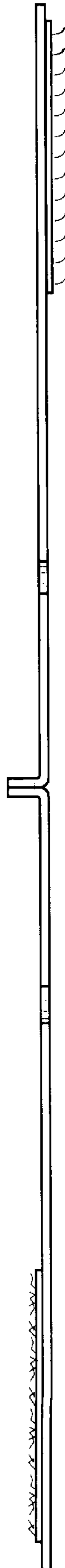


Fig. 5



Fig. 6

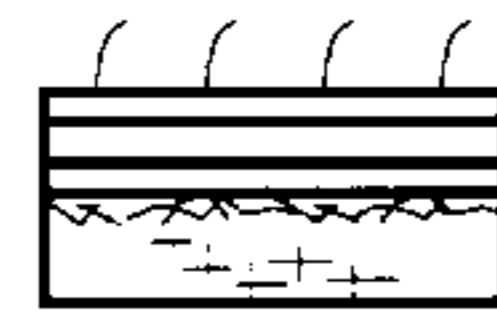


Fig. 7