



US00D415833S

United States Patent [19]

[11] Patent Number: Des. 415,833

Falco et al.

[45] Date of Patent: ** Oct. 26, 1999

[54] HEARING PROTECTION DEVICE

5,809,574 9/1998 Falco et al. 128/864 X

[75] Inventors: Robert N. Falco, Indianapolis; Marc Doty, Brownsburg, both of Ind.

Primary Examiner—Louis S. Zarfes
Assistant Examiner—I Simmons
Attorney, Agent, or Firm—Cantor Colburn LLP

[73] Assignee: Cabot Safety Intermediate Corporation, Southbridge, Mass.

[57] CLAIM

[**] Term: 14 Years

The ornamental design for a hearing protection device, as shown and described.

[21] Appl. No.: 29/084,784

DESCRIPTION

[22] Filed: Mar. 10, 1998

Related U.S. Application Data

[63] Continuation-in-part of application No. 29/058,459, Aug. 15, 1996.

[51] LOC (6) Cl. 24-04

[52] U.S. Cl. D24/106

[58] Field of Search D24/106; D29/112, D29/108; 128/866, 864; 181/135; D14/205, 223, 123

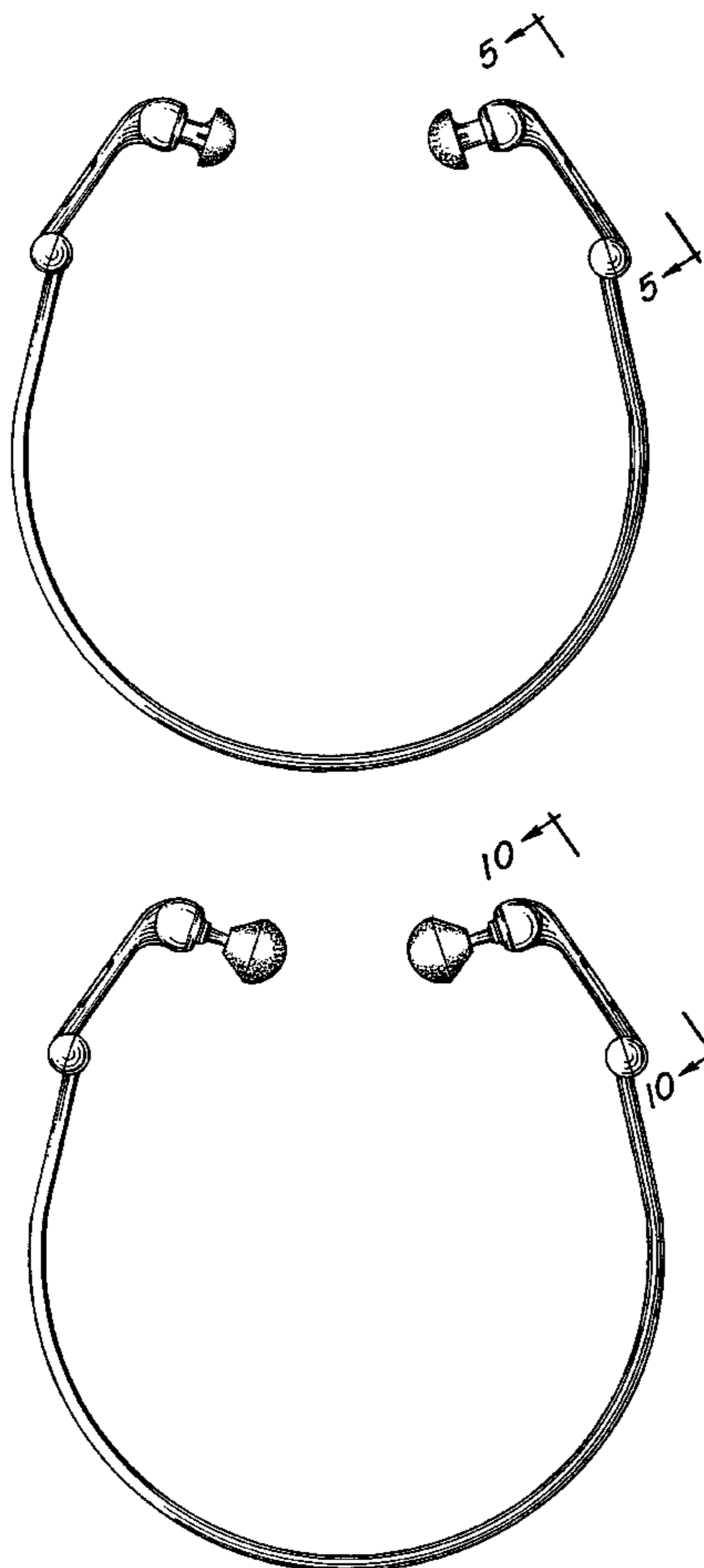
FIG. 1 is a front elevational view of a hearing protection device of the invention;
FIG. 2 is a bottom plan view thereof;
FIG. 3 is a top plan view thereof;
FIG. 4 is a right side elevational view thereof, the left side elevational view being a mirror image;
FIG. 5 is an side view thereof, taken along the line 5—5 of FIG. 1;
FIG. 6 is a front elevational view of a hearing protection device in a second embodiment of the invention;
FIG. 7 is a bottom plan view thereof;
FIG. 8 is a top plan view thereof;
FIG. 9 is a right side elevational view thereof, the left side elevational view being a mirror image; and,
FIG. 10 is an side view thereof, taken along the line 10—10 of FIG. 6.

[56] References Cited

U.S. PATENT DOCUMENTS

D. 292,530	10/1987	Andersson	D24/106
4,671,265	6/1987	Andersson	D24/106 X
5,749,373	5/1998	Dix	128/864

1 Claim, 2 Drawing Sheets



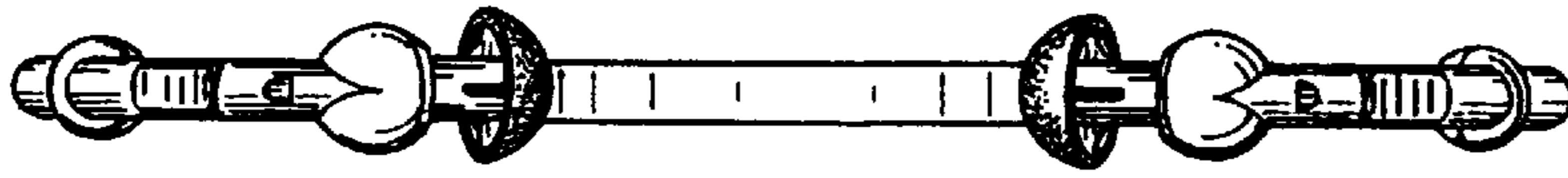


FIG. 2

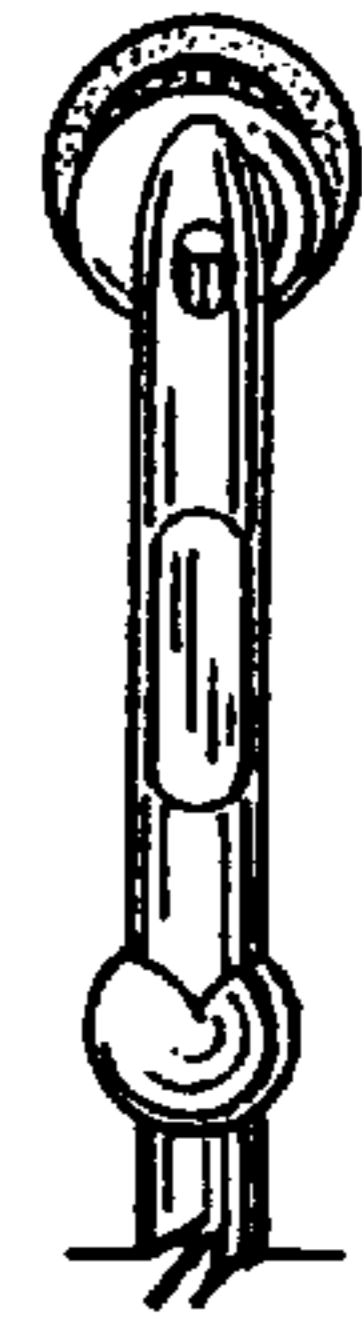


FIG. 5

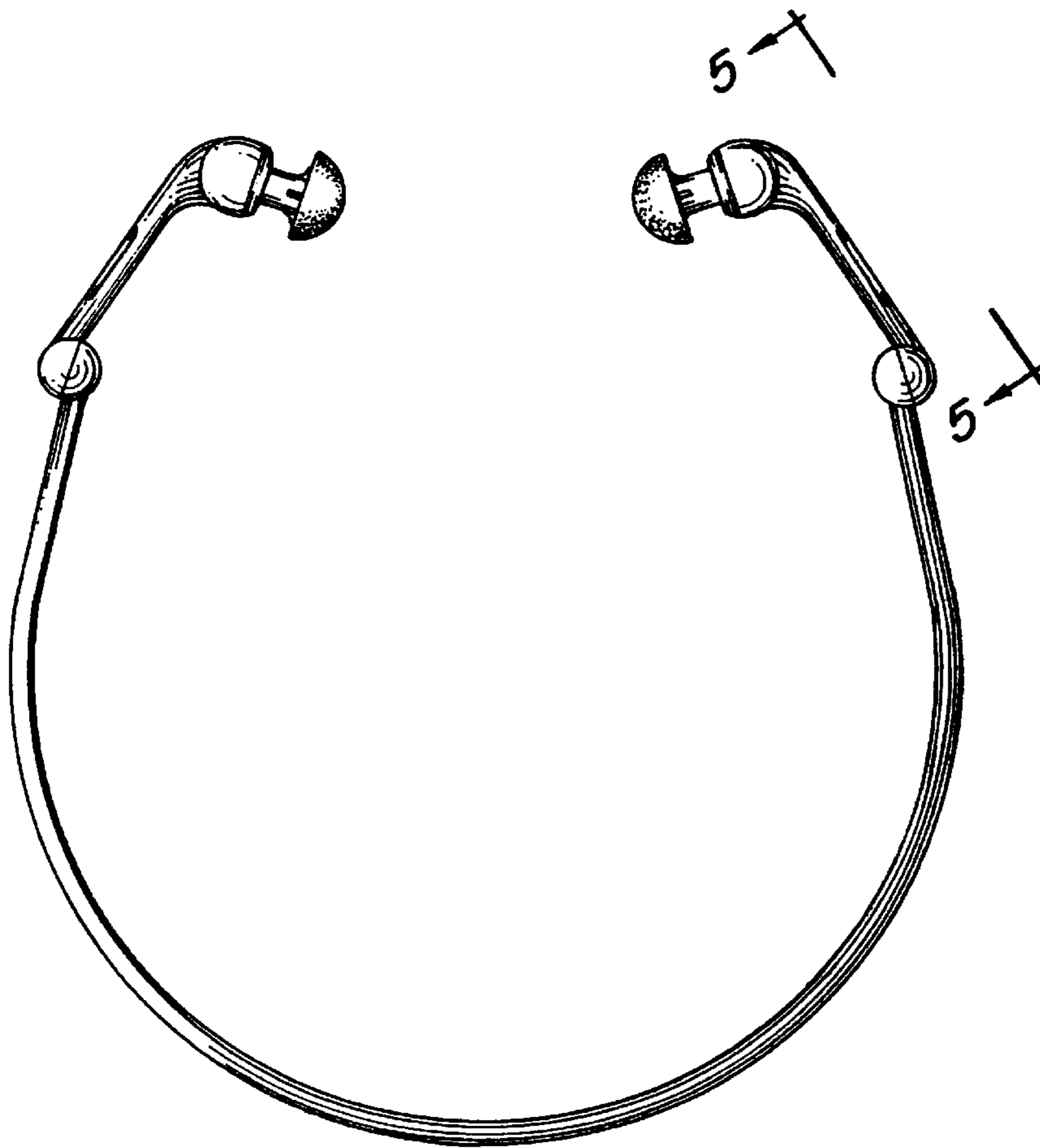


FIG. 1




FIG. 4

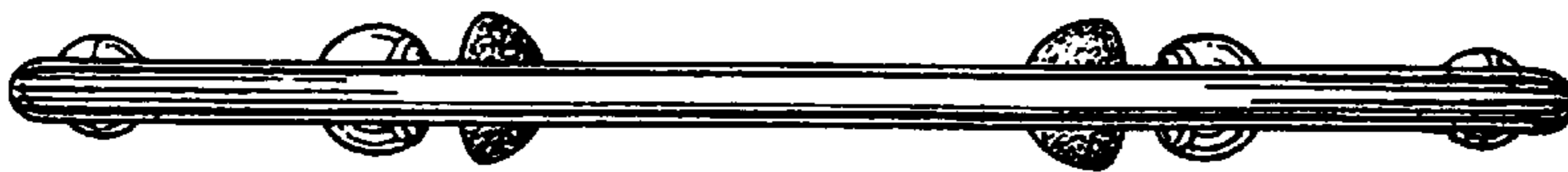


FIG. 3



FIG. 7

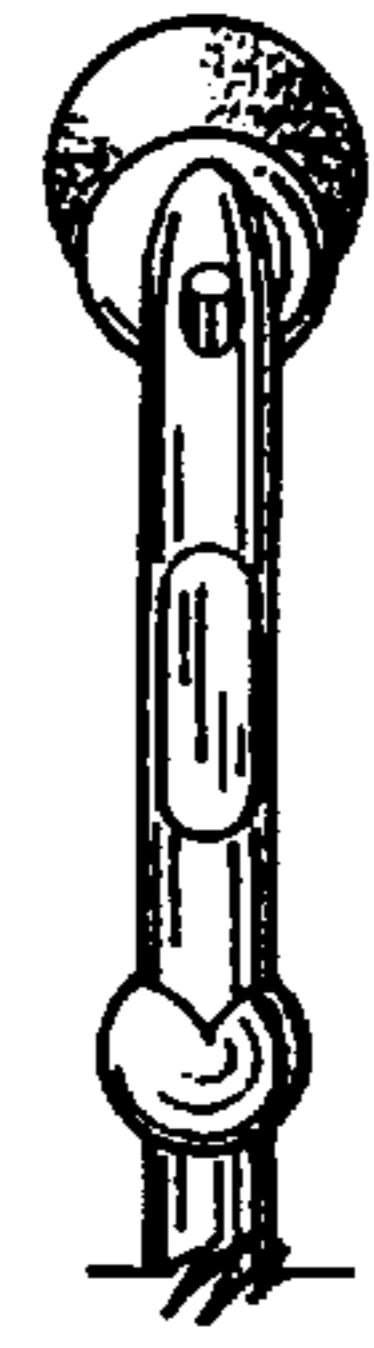


FIG. 10

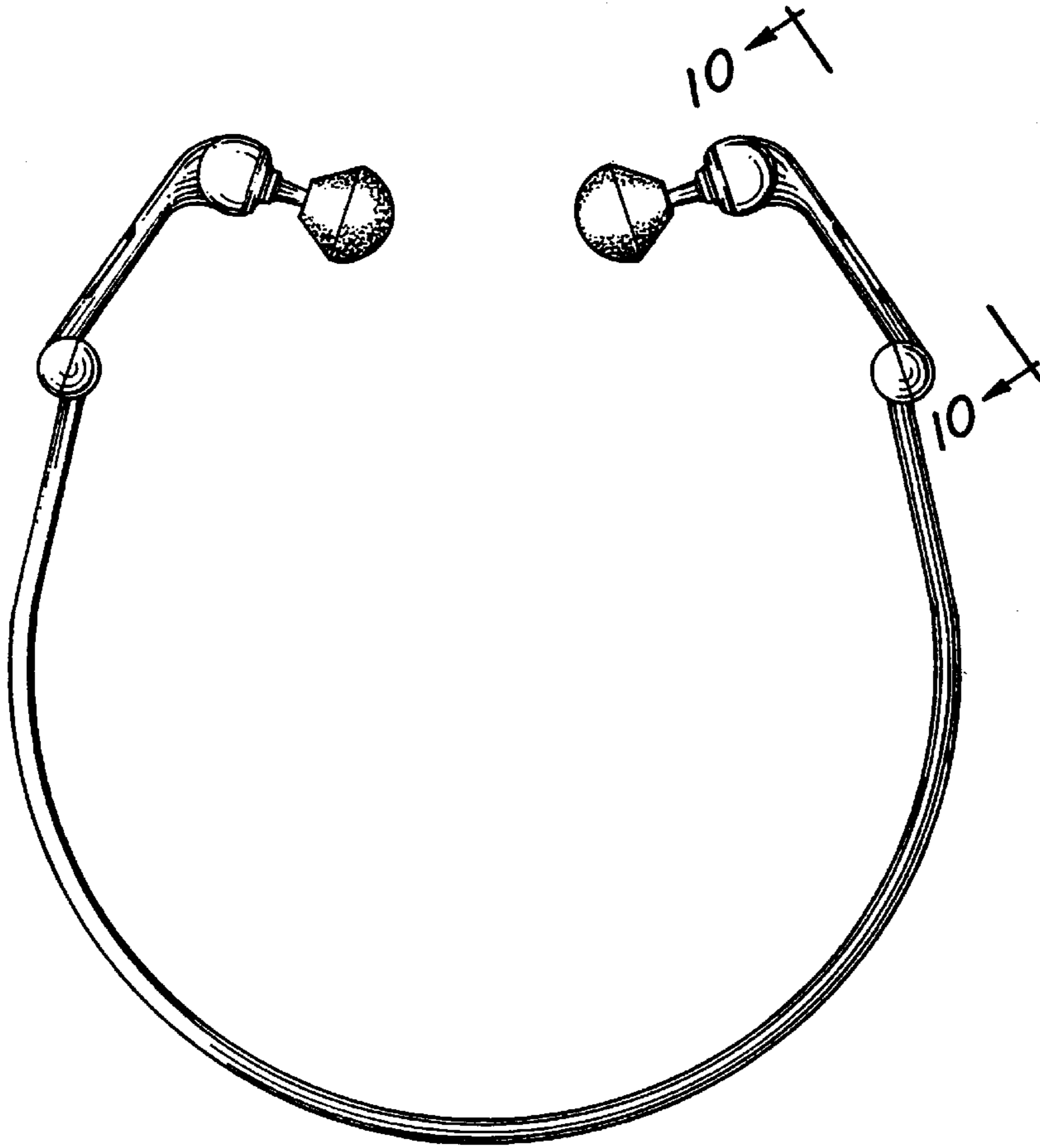


FIG. 6

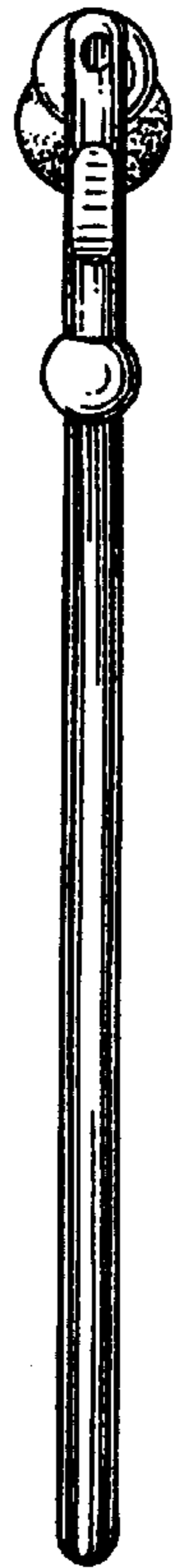


FIG. 9




FIG. 8