



US00D415817S

United States Patent [19]
Erlandson

[11] **Patent Number: Des. 415,817**

[45] **Date of Patent: ** Oct. 26, 1999**

[54] **LOBSTER GAUGE**

[76] Inventor: **Donald G. Erlandson**, 5 Meadow Rd.,
Topsham, Me. 04086

[**] Term: **14 Years**

[21] Appl. No.: **29/080,699**

[22] Filed: **Dec. 13, 1997**

[51] **LOC (6) Cl.** **22-05**

[52] **U.S. Cl.** **D22/149**

[58] **Field of Search** D22/134, 149,
D22/199; 43/53.5

[56] **References Cited**

U.S. PATENT DOCUMENTS

- D. 112,876 1/1939 Douglass D22/149
- D. 200,582 3/1965 Klompus et al. D22/149
- D. 204,671 5/1966 McEvoy D22/149

- D. 218,823 9/1970 Richins D22/149
- D. 219,974 2/1971 Salzmann D22/149
- D. 241,641 9/1976 Brown et al. D22/149
- D. 282,679 2/1986 Wagner D22/149

Primary Examiner—Louis S. Zarfes
Assistant Examiner—Inga-Maria Hyttinen
Attorney, Agent, or Firm—Martin S. Chizek

[57] **CLAIM**

The ornamental design for a lobster gauge, as shown.

DESCRIPTION

FIG. 1 is a front elevation view of the lobster gauge;
FIG. 2 is a left elevation view of the lobster gauge;
FIG. 3 is a bottom view of the lobster gauge;
FIG. 4 is a rear elevation of the lobster gauge;
FIG. 5 is a right elevation view of the lobster gauge; and,
FIG. 6 is a top view of the lobster gauge.

1 Claim, 2 Drawing Sheets






FIG. 2




FIG. 1



FIG. 3



FIG. 6



FIG. 5

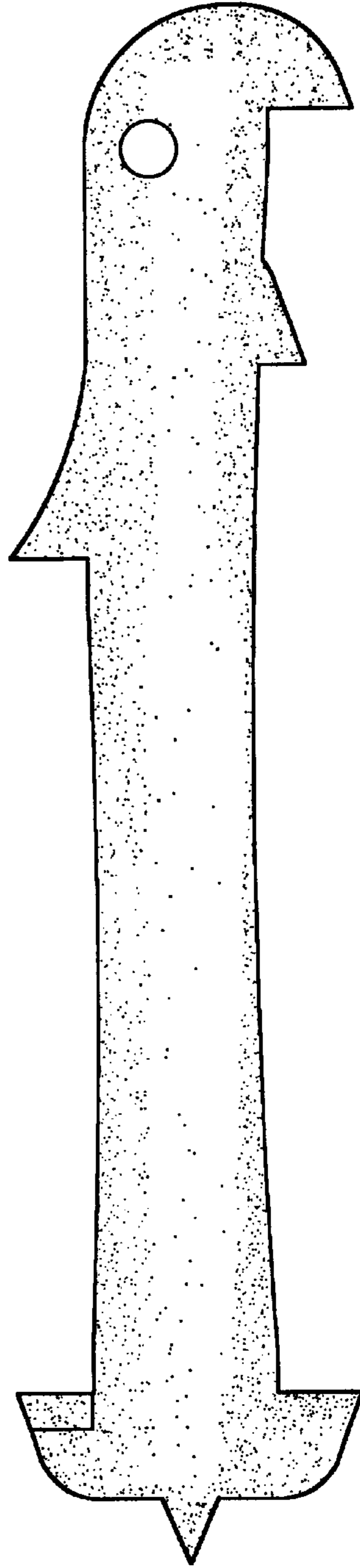


FIG. 4