



US00D415803S

# United States Patent [19] Cousins

[11] **Patent Number: Des. 415,803**

[45] **Date of Patent: \*\* Oct. 26, 1999**

[54] **DUMBBELL WITH BUMPER GUARDS**

[75] Inventor: **Michael Cousins**, New York, N.Y.

[73] Assignee: **E & B Giftware Inc.**, Yonkers, N.Y.

[\*\*] Term: **14 Years**

[21] Appl. No.: **29/100,033**

[22] Filed: **Feb. 2, 1999**

[51] **LOC (6) Cl.** ..... **21-02**

[52] **U.S. Cl.** ..... **D21/681; D21/680; D21/678**

[58] **Field of Search** ..... D21/662, 680,  
D21/681, 682, 683, 684, 678; 482/105,  
106, 107, 108, 109, 111, 148, 50

[56] **References Cited**

### U.S. PATENT DOCUMENTS

D. 339,839 9/1993 Day ..... D21/681  
1,630,467 5/1927 Bradstreet ..... 482/108

3,134,590 5/1964 Young ..... 482/108

3,311,374 3/1967 Wittenberg et al. .... 482/108

3,334,899 8/1967 Bosko et al. .... 482/108

4,361,324 11/1982 Baroi ..... 482/108

5,250,014 10/1993 Chang ..... 482/108

5,445,587 8/1995 Brown ..... 482/108

*Primary Examiner*—Philip S. Hyder

*Attorney, Agent, or Firm*—Stanley J. Yavner


[57] **CLAIM**

The ornamental design for a dumbbell with bumper guards, as shown and described.

### DESCRIPTION

FIG. 1 is a front, left side and top isometric view, of a dumbbell with bumper guards, showing my new design; FIG. 2 is a left side elevational view thereof; FIG. 3 is a right side elevational view thereof; and, FIG. 4 is a rear elevational view thereof.

**1 Claim, 2 Drawing Sheets**



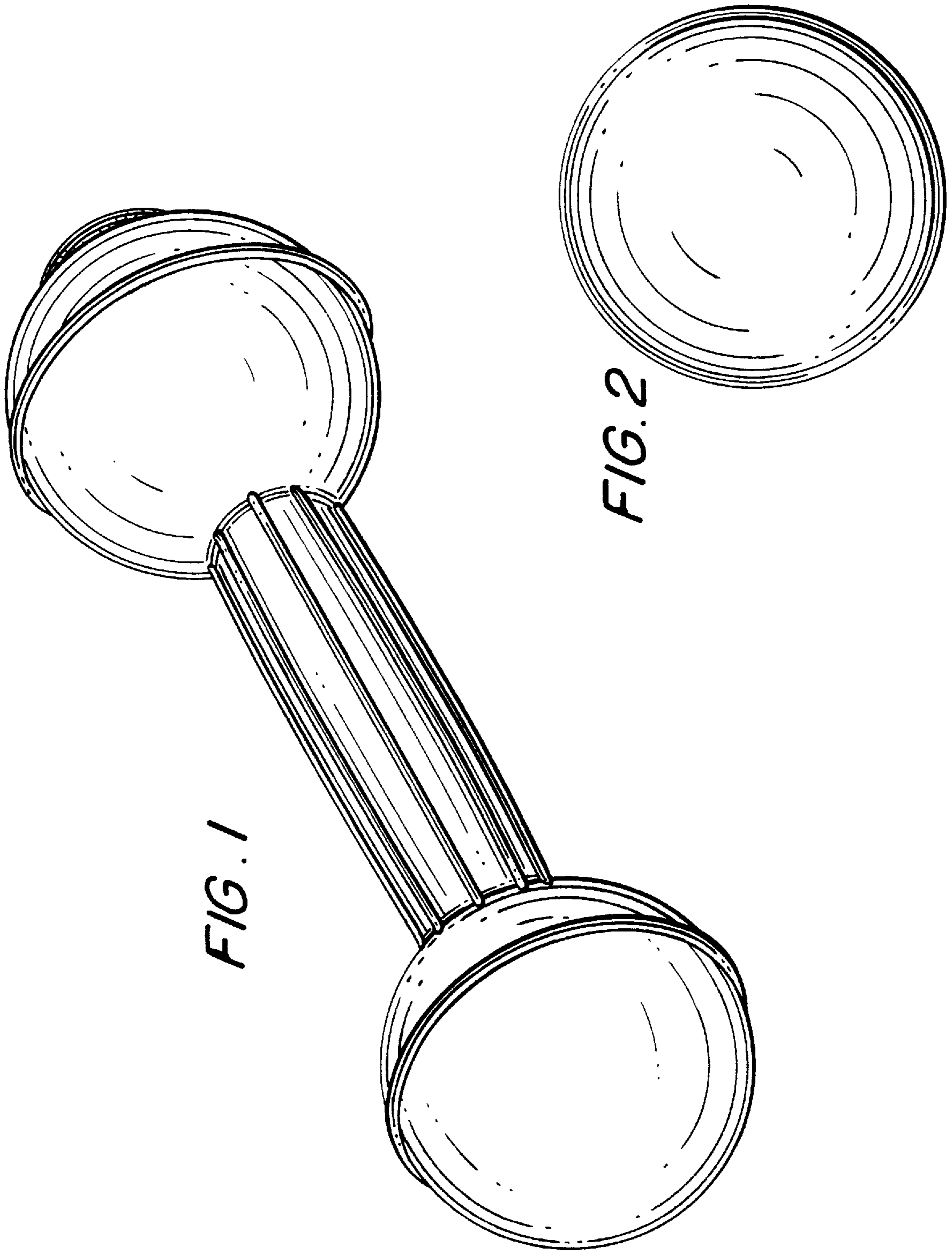


FIG. 1

FIG. 2

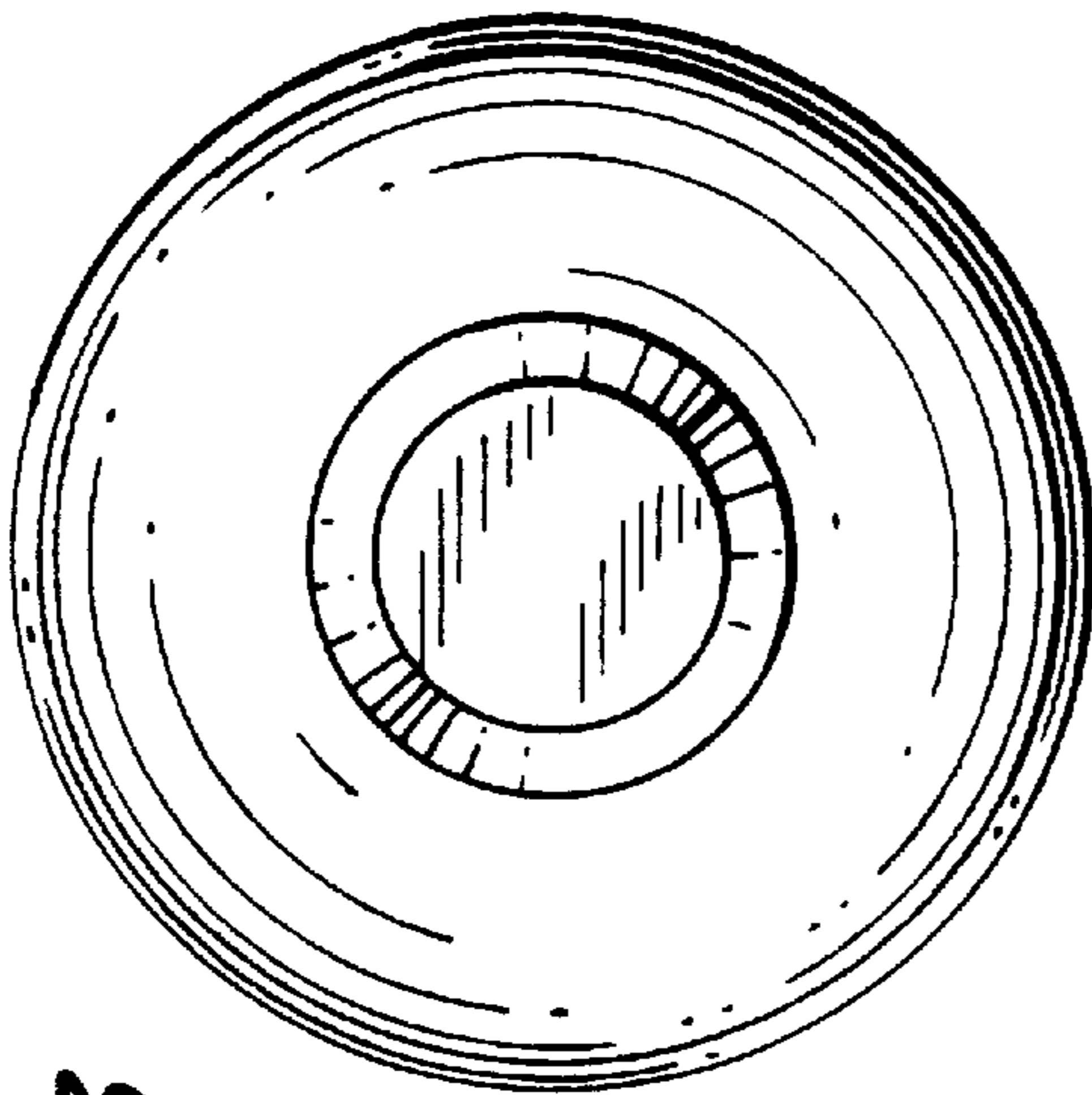


FIG. 3

FIG. 4

