



US00D415801S

United States Patent [19]
Sisler

[11] **Patent Number: Des. 415,801**

[45] **Date of Patent: ** Oct. 26, 1999**

[54] **TOY**

[76] **Inventor: Constance R. Sisler, 50 Sutton Pl. South, New York, N.Y. 10022**

[**] **Term: 14 Years**

[21] **Appl. No.: 29/092,812**

[22] **Filed: Aug. 27, 1998**

[51] **LOC (6) Cl. 21-01**

[52] **U.S. Cl. D21/621; D21/630**

[58] **Field of Search D11/160; D21/578, D21/593, 594, 621, 622, 624, 625, 630-635; D99/25; 446/268, 369, 372**

[56] **References Cited**

U.S. PATENT DOCUMENTS

D. 57,396	3/1921	Tatum et al.	D21/622
D. 63,839	1/1924	Atterholt	D21/627
D. 145,894	11/1946	Grosvenor	D21/630
D. 250,052	10/1978	Salt et al.	D21/630
D. 295,202	4/1988	Updike	D21/625
D. 298,960	12/1988	Vela	D21/622
D. 317,339	6/1991	Pugh	D21/621

D. 326,773	6/1992	Austin et al.	D21/631
D. 348,703	7/1994	Romero	D21/621
D. 362,878	10/1995	Missailidis	D21/621
D. 377,508	1/1997	Sisler	D21/643
D. 382,030	8/1997	Lervik et al.	D21/633

Primary Examiner—Ted Shooman
Assistant Examiner—Carol Rademaker

[57] **CLAIM**

The ornamental design for toy, as shown and described.

DESCRIPTION

FIG. 1 is a left front perspective view of the toy of my invention;

FIG. 2 is a top view;

FIG. 3 is a front view


FIG. 4 is a right side view;

FIG. 5 is a rear view; and,

FIG. 6 is bottom view.

The broken line showing of environment in FIG. 1 is for illustrative purposes only and forms no part of the claimed design.

1 Claim, 3 Drawing Sheets






FIG. 1




FIG. 2




FIG. 4

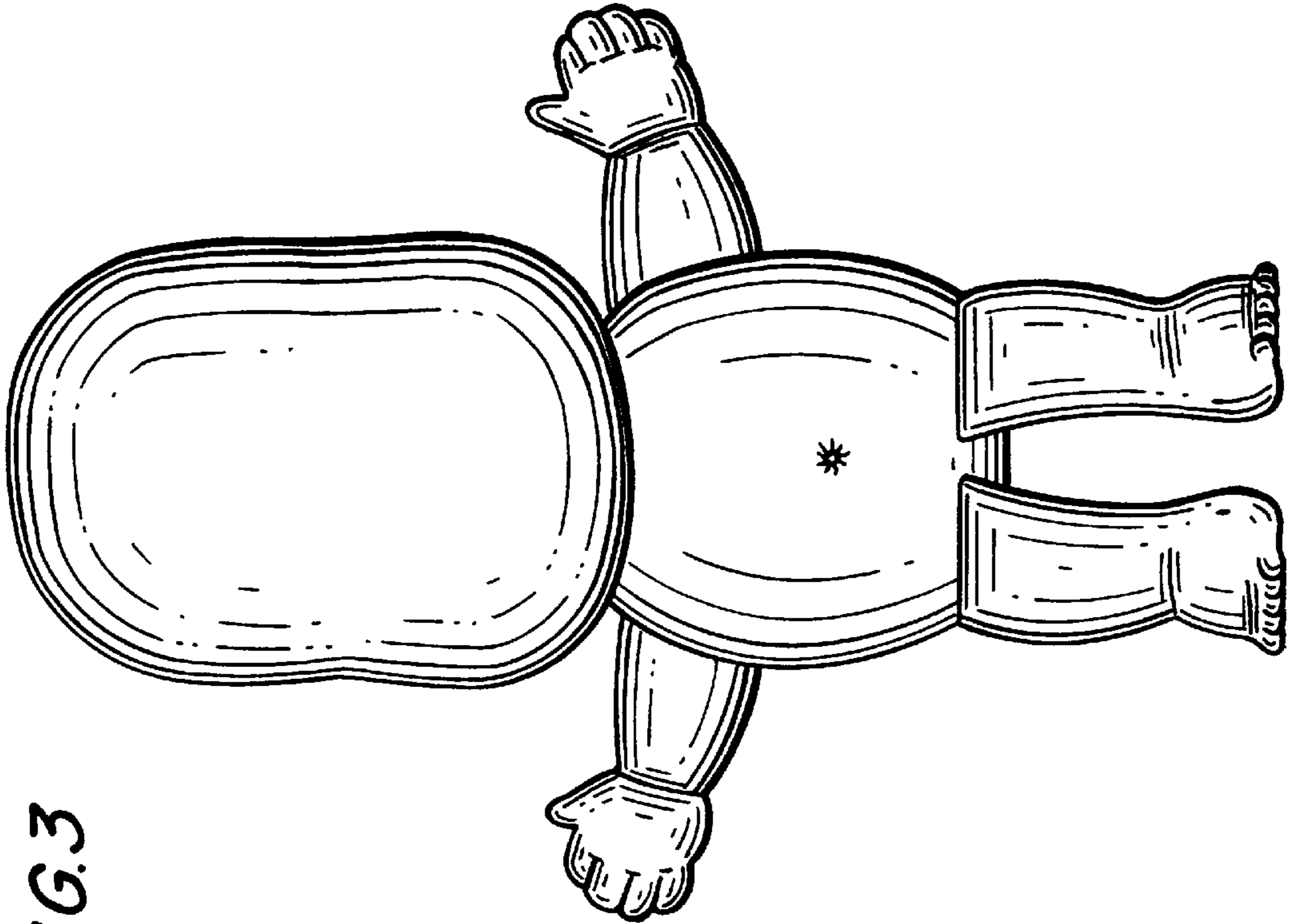


FIG. 3

FIG.5


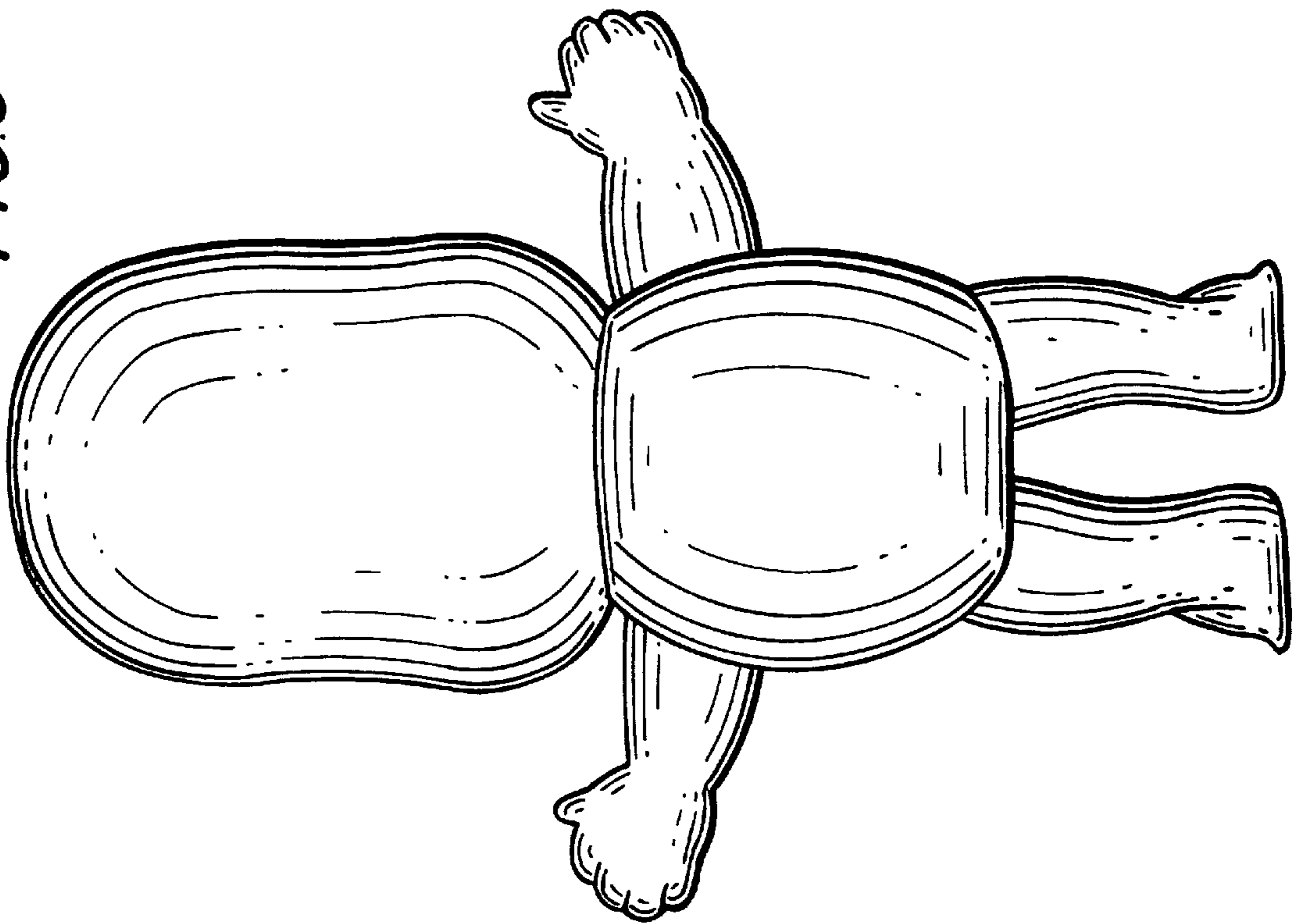


FIG.6