



US00D415798S

# United States Patent [19] Davies

[11] **Patent Number: Des. 415,798**

[45] **Date of Patent: \*\* Oct. 26, 1999**

[54] **VIDEO SPINE LABEL**

[76] Inventor: **Colin Kenneth Davies**, 32 Ilanda Gardens, Ilanda, Bulawayo, Zimbabwe

[\*\*] Term: **14 Years**

[21] Appl. No.: **29/089,381**

[22] Filed: **Jun. 15, 1998**

[51] **LOC (6) Cl. .... 19-08**

[52] **U.S. Cl. .... D20/27; D20/26; D19/32**

[58] **Field of Search .... D20/10, 11, 22, D20/23, 26, 27, 40, 42; 281/34; D19/1, 2, 6, 4, 26, 27, 32; 428/40.1, 42.1, 42.3, 195, 343; 40/360, 340, 625, 638; 283/100, 101, 81**

[56] **References Cited**

**U.S. PATENT DOCUMENTS**

D. 42,777	7/1912	Steffens et al. ....	D20/22
D. 311,030	10/1990	Lanigan ....	D20/22
D. 374,892	10/1996	Nalepka et al. ....	D19/32
D. 383,168	9/1997	Adams ....	D20/27

D. 405,118	2/1999	Murphy, Sr. et al. ....	D20/27
3,133,750	5/1964	Gerald ....	281/34
4,757,901	7/1988	Woods ....	40/638 X
5,597,634	1/1997	Bloomer et al. ....	428/40.1

*Primary Examiner*—Martie K. Holtje

[57] **CLAIM**

The ornamental design for a video spine label, as shown and described.

**DESCRIPTION**

FIG. 1 is a front elevational view of the video spine label showing my new design;  
 FIG. 2 is a rear elevational view thereof;  
 FIG. 3 is a right side view thereof;  
 FIG. 4 is a left side view thereof;  
 FIG. 5 is a top plan view thereof;  
 FIG. 6 is a bottom plan view thereof; and,  
 FIG. 7 is a perspective view thereof in a folded condition, the video tape depicted by means of broken lines being shown for illustrative purposes only and forming no part of the claimed design.

**1 Claim, 3 Drawing Sheets**

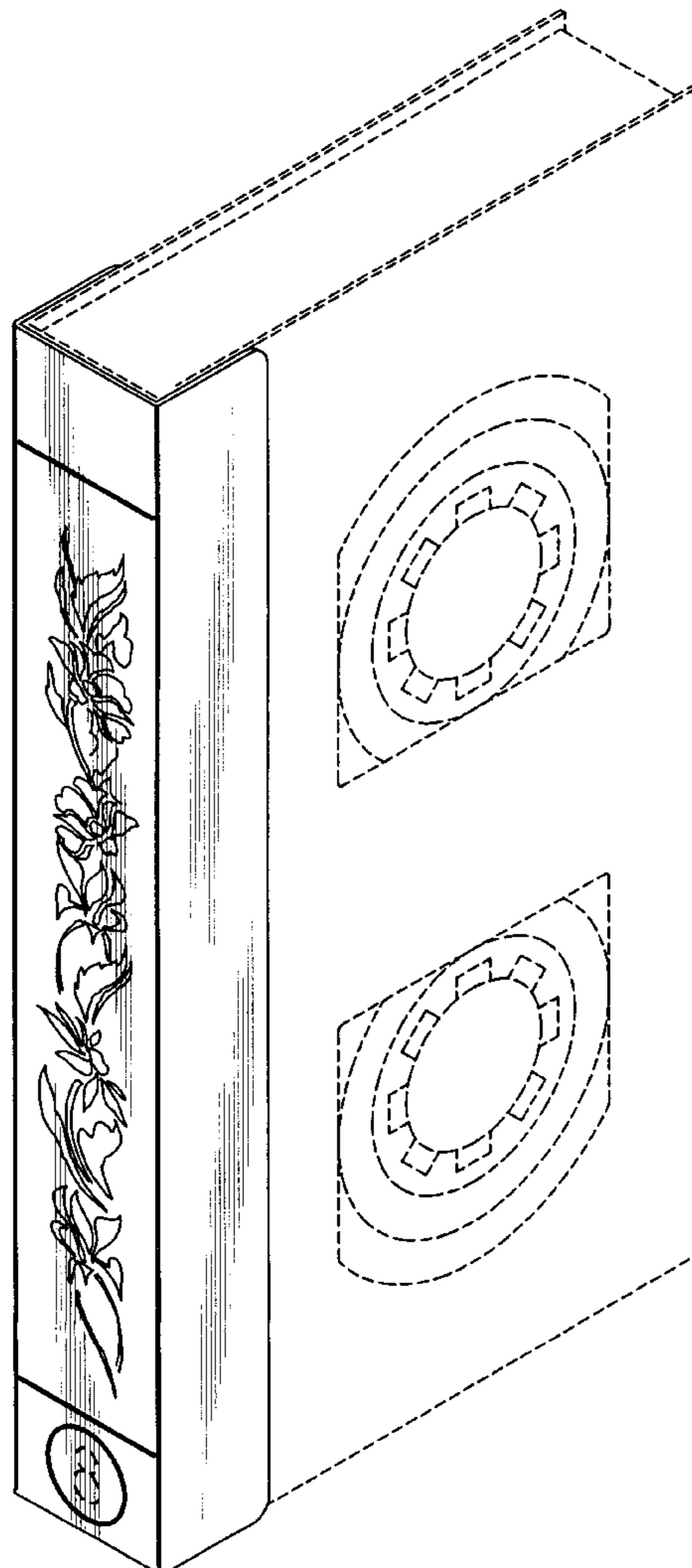


FIG. 1





FIG. 2



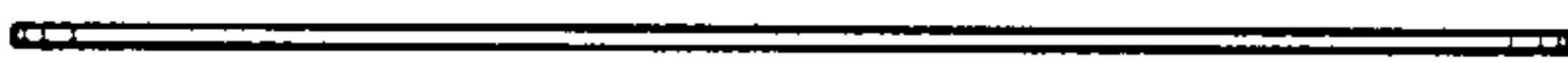
*FIG. 3*



*FIG. 4*



*FIG. 5*



*FIG. 6*



FIG. 7

