



US00D415796S

United States Patent [19] Habermehl

[11] Patent Number: **Des. 415,796**

[45] Date of Patent: **** Oct. 26, 1999**

[54] **PORTABLE NOTE BOARD**

[76] Inventor: **William M. Habermehl**, 7 Bellezza,
Irvine, Calif. 92620

[**] Term: **14 Years**

[21] Appl. No.: **29/077,118**

[22] Filed: **Sep. 25, 1997**

[51] **LOC (6) Cl.** **19-06**

[52] **U.S. Cl.** **D19/52; D19/91; D19/90;**
D20/42

[58] **Field of Search** D19/20, 52, 65,
D19/88, 86, 90, 91, 99, 100; D20/40, 42,
43; 40/1, 124.2, 124.4, 585, 606, 611, 620,
490, 491

[56] **References Cited**

U.S. PATENT DOCUMENTS

- D. 169,674 5/1953 Hyams D6/301
- D. 247,598 3/1978 Kearney D19/20 X
- D. 284,589 7/1986 James D20/40

- D. 285,578 9/1986 Habermehl D20/42
- 1,830,030 11/1931 Klein 40/585
- 1,850,935 3/1932 Kilpatrick 40/124.2
- 2,104,366 1/1938 Gossett 40/611
- 2,234,395 3/1941 Bauder 40/124.4
- 2,697,293 12/1954 Greenhut 40/606
- 2,713,738 7/1955 Harman 40/611
- 4,171,584 10/1979 Kaiser 40/490
- 4,425,727 1/1984 Waldekraute 40/585 X
- 4,521,984 6/1985 Murray 40/490 X

Primary Examiner—Martie K. Holtje
Attorney, Agent, or Firm—Harry G. Weissenberger

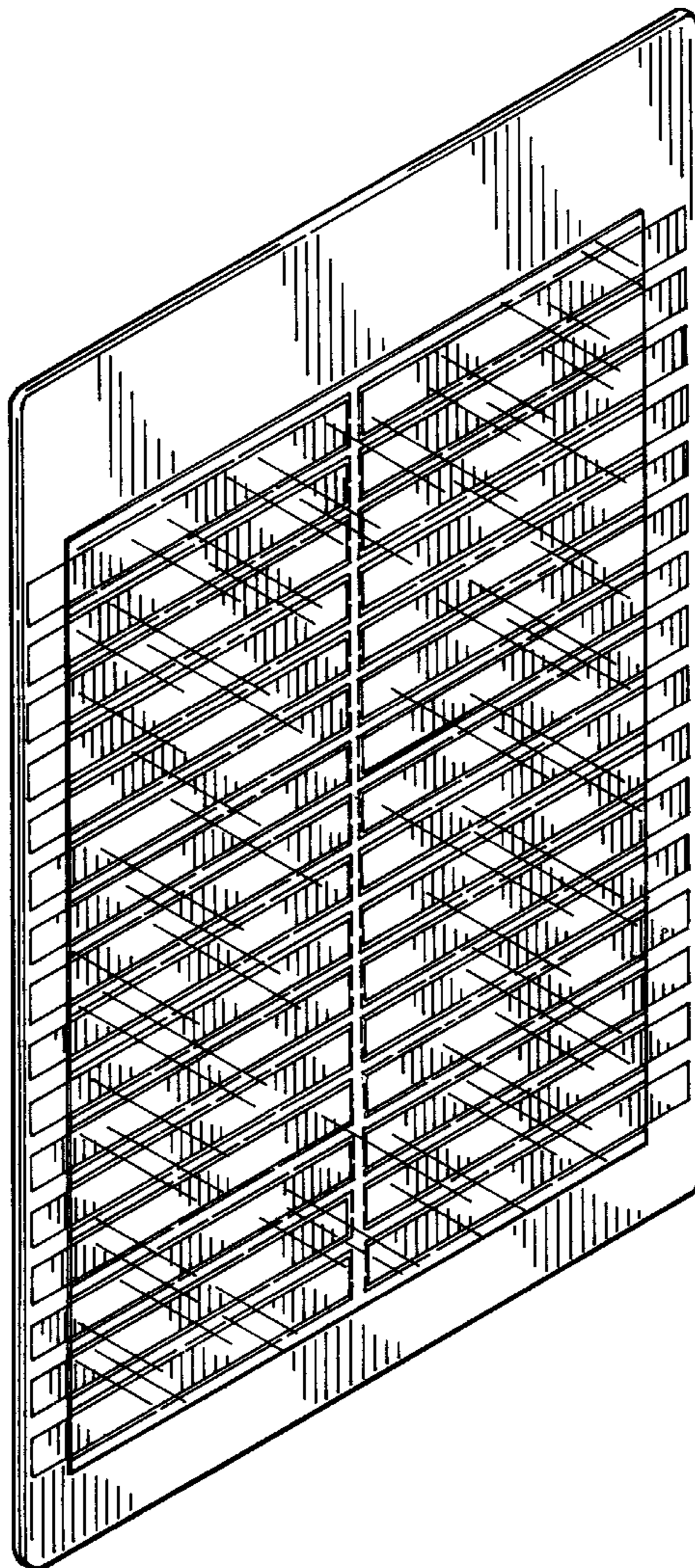
[57] **CLAIM**

The ornamental design for a portable note board, as shown.

DESCRIPTION

FIG. 1 is a perspective view showing the front, top and left sides of a portable note board incorporating my new design; and, FIG. 2 is a perspective view showing the rear, bottom and right sides of the portable note board of FIG. 1.

1 Claim, 2 Drawing Sheets



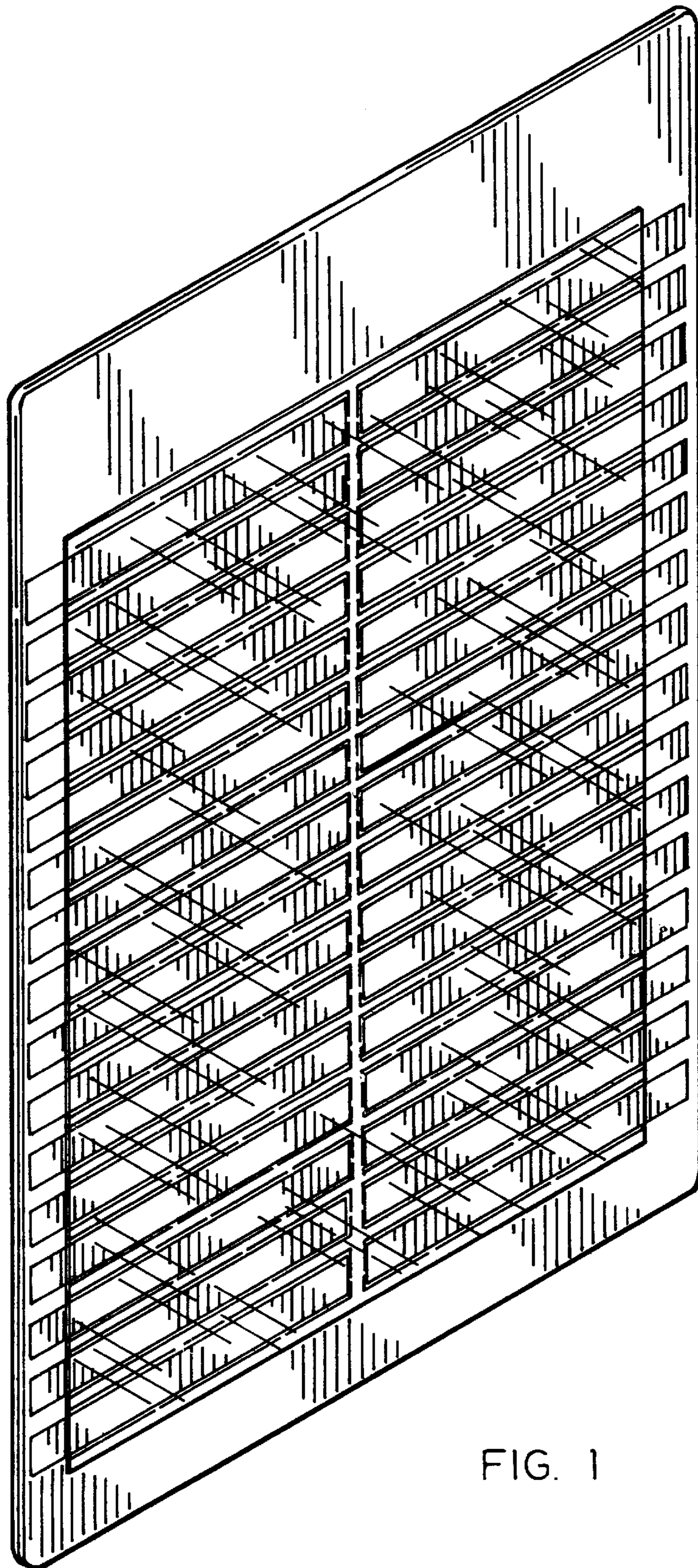


FIG. 1




FIG. 2