



US00D415784S

United States Patent [19]
Nagayama

[11] **Patent Number: Des. 415,784**
[45] **Date of Patent: ** Oct. 26, 1999**

- [54] **ELECTRONIC KEYBOARD MUSICAL INSTRUMENT**
- [75] Inventor: **Yosuke Nagayama**, Tokyo, Japan
- [73] Assignee: **Casio Keisanki Kabushiki Kaisha**, Tokyo, Japan
- [**] Term: **14 Years**
- [21] Appl. No.: **29/093,820**
- [22] Filed: **Sep. 18, 1998**
- [51] **LOC (6) Cl.** **17-01**
- [52] **U.S. Cl.** **D17/1; D17/5**
- [58] **Field of Search** D17/1, 2, 5, 6, D17/7, 9; D21/405; 84/174-177, 423, 428, 644, 670, 719, 744, DIG. 7

5,157,213 10/1992 Kashio et al. 84/644

FOREIGN PATENT DOCUMENTS

3-203788 9/1991 Japan 84/644

OTHER PUBLICATIONS

Yamaha Catalog, (PSS-790), Sep. 1992.

Primary Examiner—Adir Aronovich
Attorney, Agent, or Firm—Frishauf, Holtz, Goodman, Langer & Chick

[57] **CLAIM**

The ornamental design for an electronic keyboard musical instrument, as shown and described.

DESCRIPTION

FIG. 1 is a top plan view of an electronic keyboard musical instrument, showing my new design; FIG. 2 is a front elevational view thereof; FIG. 3 is a bottom plan view thereof; FIG. 4 is a rear elevational view thereof; and, FIG. 5 is a right side elevational view thereof; the opposite side being a mirror image thereof.

- [56] **References Cited**
- U.S. PATENT DOCUMENTS**
- D. 325,213 4/1992 Mizushima D17/1
- D. 345,574 3/1994 Mizushima D17/1
- D. 372,930 8/1996 Miura D17/1
- D. 400,910 11/1998 Mikage D17/1

1 Claim, 3 Drawing Sheets

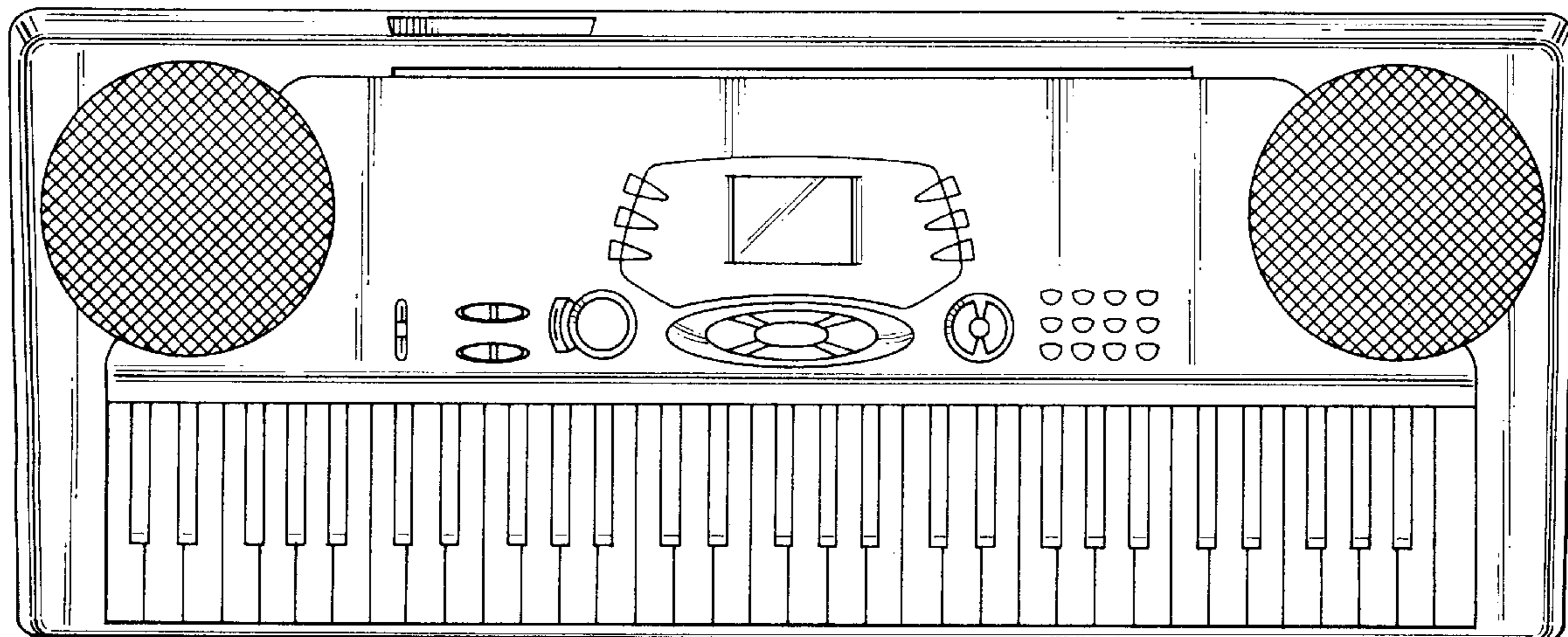


FIG.1

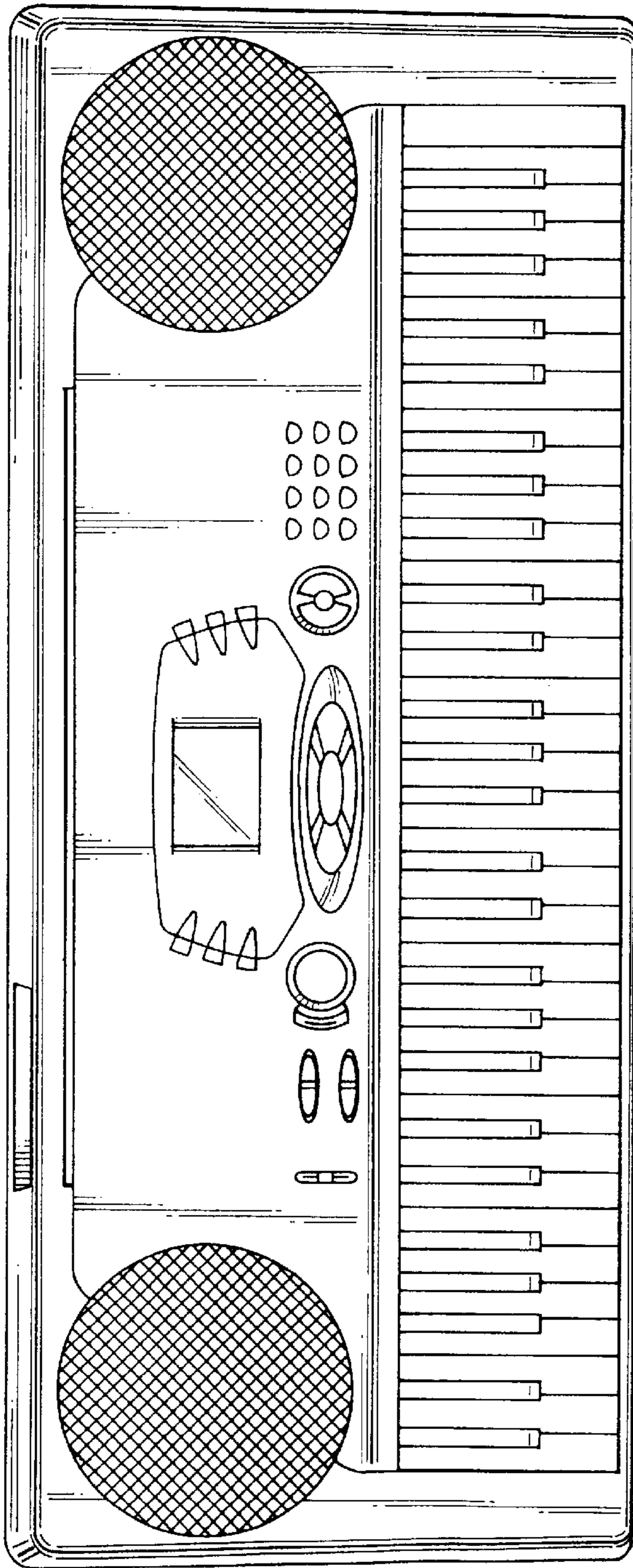


FIG.2

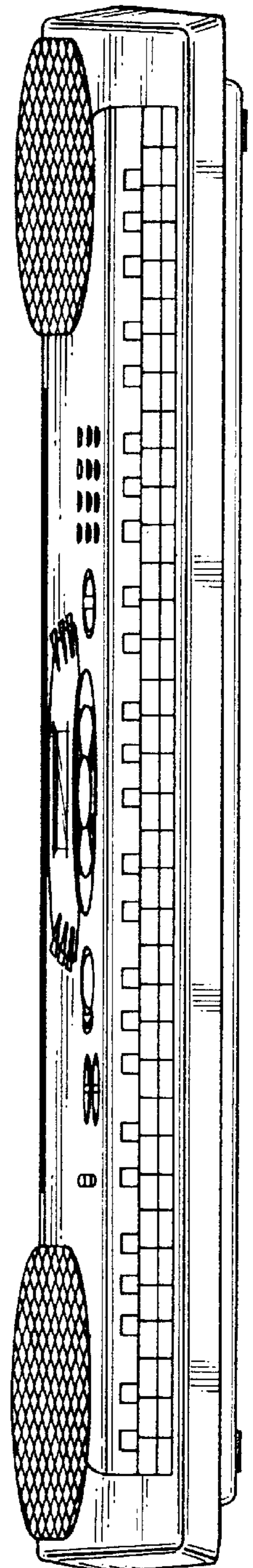


FIG.3

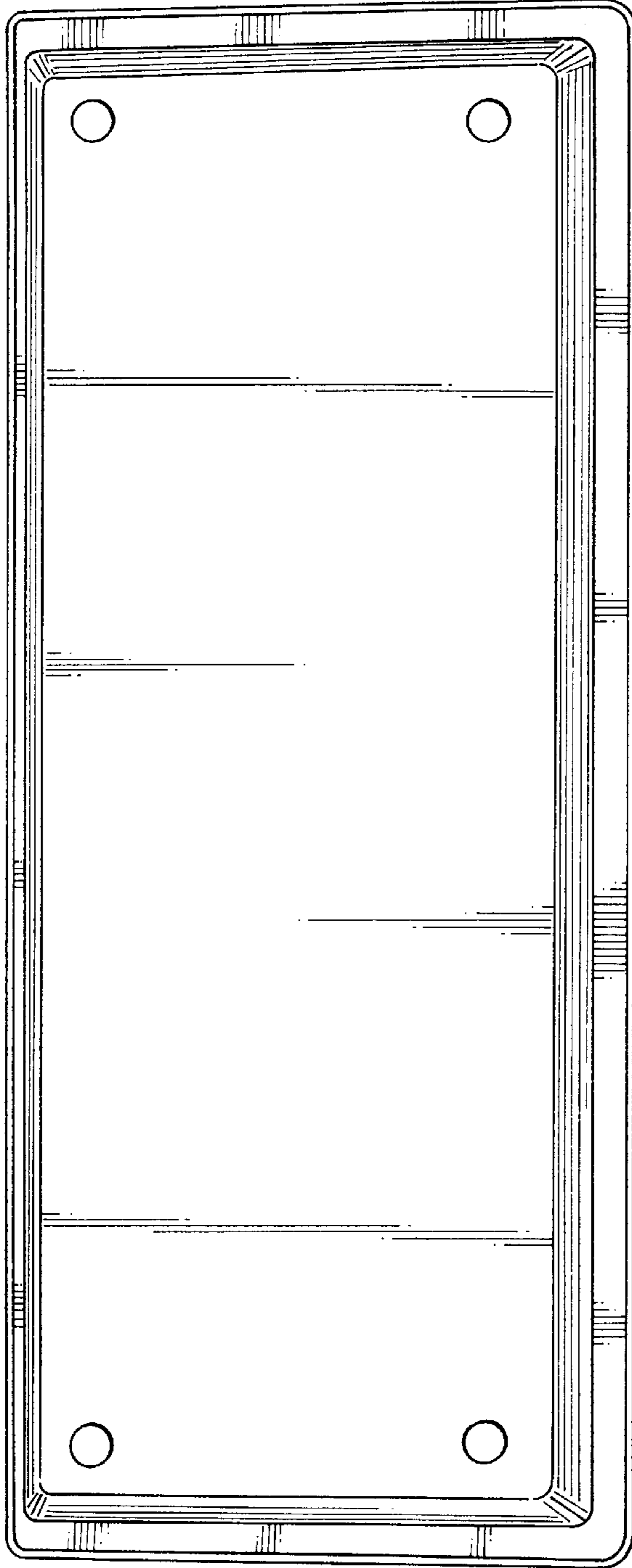


FIG.4

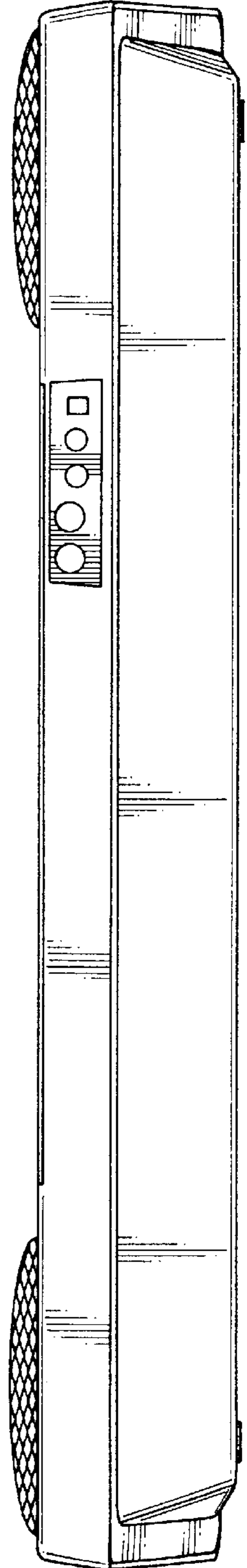


FIG. 5

