



US00D415783S

# United States Patent [19] Brune

[11] **Patent Number: Des. 415,783**

[45] **Date of Patent: \*\* Oct. 26, 1999**

[54] **EYEWEAR AND EYEWEAR FRONT**

[75] Inventor: **Henri Brune**, Fleurieux sur L'Abresle, France

[73] Assignee: **Bausch & Lomb Incorporated**, Rochester, N.Y.

[\*\*] Term: **14 Years**

[21] Appl. No.: **29/081,937**

[22] Filed: **Nov. 24, 1997**

**Related U.S. Application Data**

[62] Division of application No. 29/067,923, Apr. 7, 1997, Pat. No. Des. 398,624.

[51] **LOC (6) Cl.** ..... **16-06**

[52] **U.S. Cl.** ..... **D16/327**

[58] **Field of Search** ..... D16/161, 300-330; 351/41, 44, 51, 52, 158; 2/447, 448

[56] **References Cited**

**U.S. PATENT DOCUMENTS**

D. 365,591	12/1995	Jannard et al.	.....	D16/326
D. 366,890	2/1996	Arnette	.....	D16/326
D. 366,891	2/1996	Arnette	.....	D16/326
D. 369,377	4/1996	Brune	.....	D16/335
D. 376,381	12/1996	Jannard et al.	.....	D16/326
D. 398,626	9/1998	Khalifa	.....	D16/328

**OTHER PUBLICATIONS**

International Designs Bulletin, Mar. 1997, p. 1691.  
International Designs Bulletin, Jan. 1995, pp. 293-294.  
International Designs Bulletin, Jan. 1995, p. 424.  
International Designs Bulletin, Oct. 1996, p. 5820.  
International Designs Bulletin, Feb. 1996, p. 718-719.  
International Designs Bulletin, Apr. 1996, p. 2344.  
U.S. patent application Ser. No. 29/079602 filed Nov. 24, 1997.

*Primary Examiner*—Raphael Barkai  
*Attorney, Agent, or Firm*—Katherine McGuire

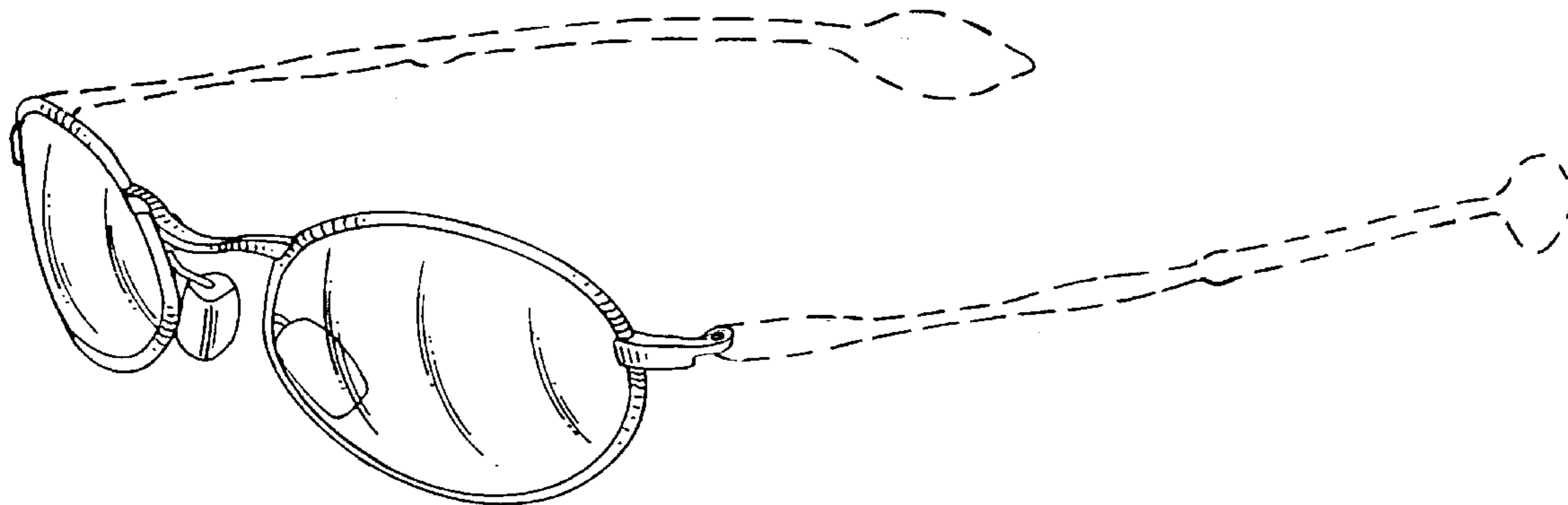
[57] **CLAIM**

The ornamental eyewear and eyewear front, as shown and described.

**DESCRIPTION**

FIG. 1 is a front elevational view of an eyewear front embodying my new design;  
FIG. 2 is a rear elevational view thereof;  
FIG. 3 is a top plan view thereof;  
FIG. 4 is a bottom plan view thereof;  
FIG. 5 is a side elevational view thereof; and  
FIG. 6 is a front perspective view thereof;  
The portion of the figures in broken lines shown for environmental purposes only and forms no part of the claimed design.  
The broken line shown in FIGS. 1-6 is for illustrative purposes only and forms no part of the claimed design.

**1 Claim, 4 Drawing Sheets**



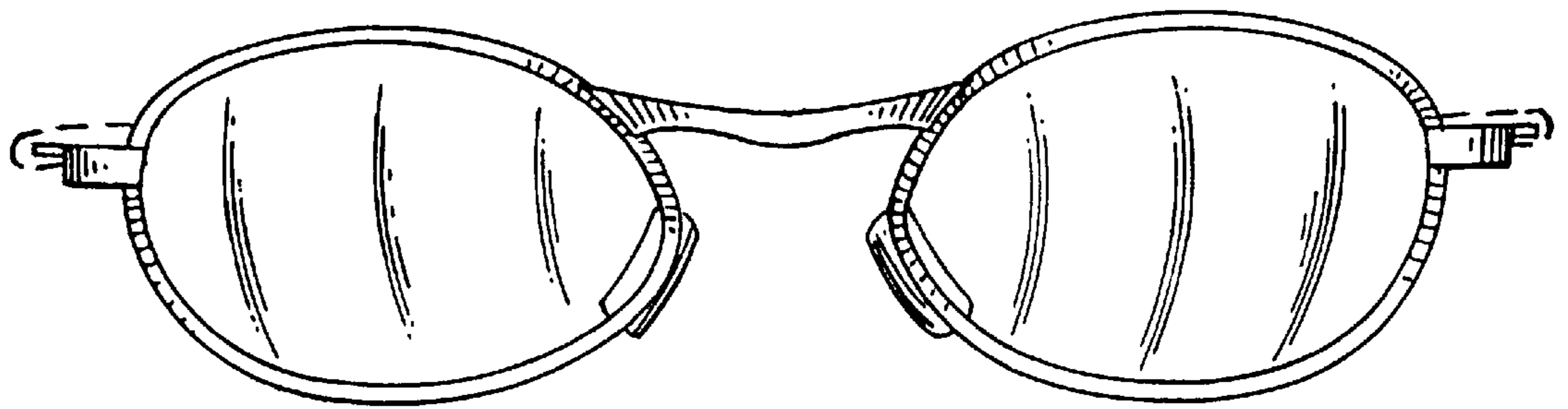


FIG. 1

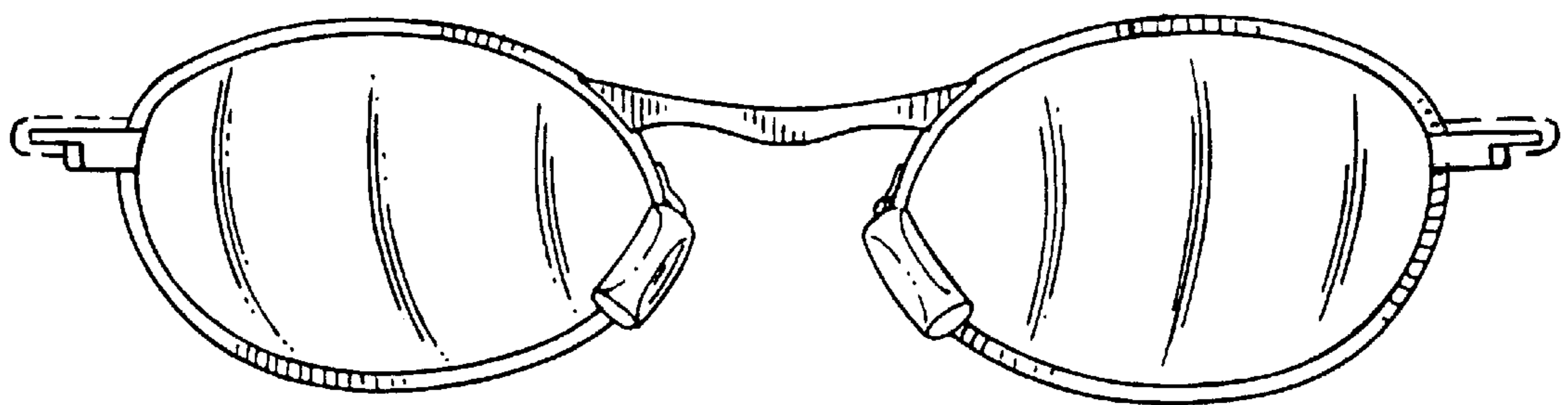
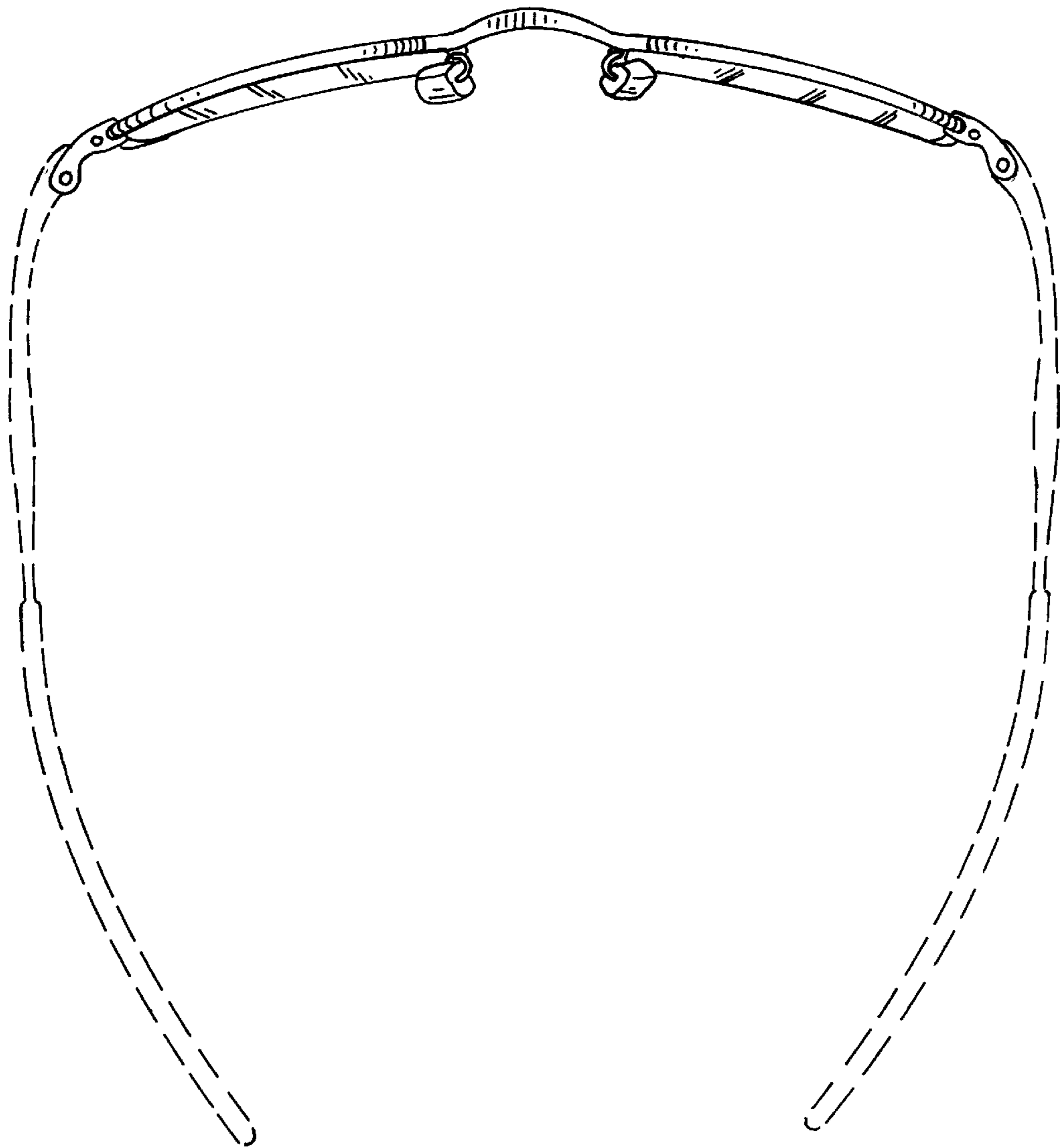


FIG. 2

FIG. 3



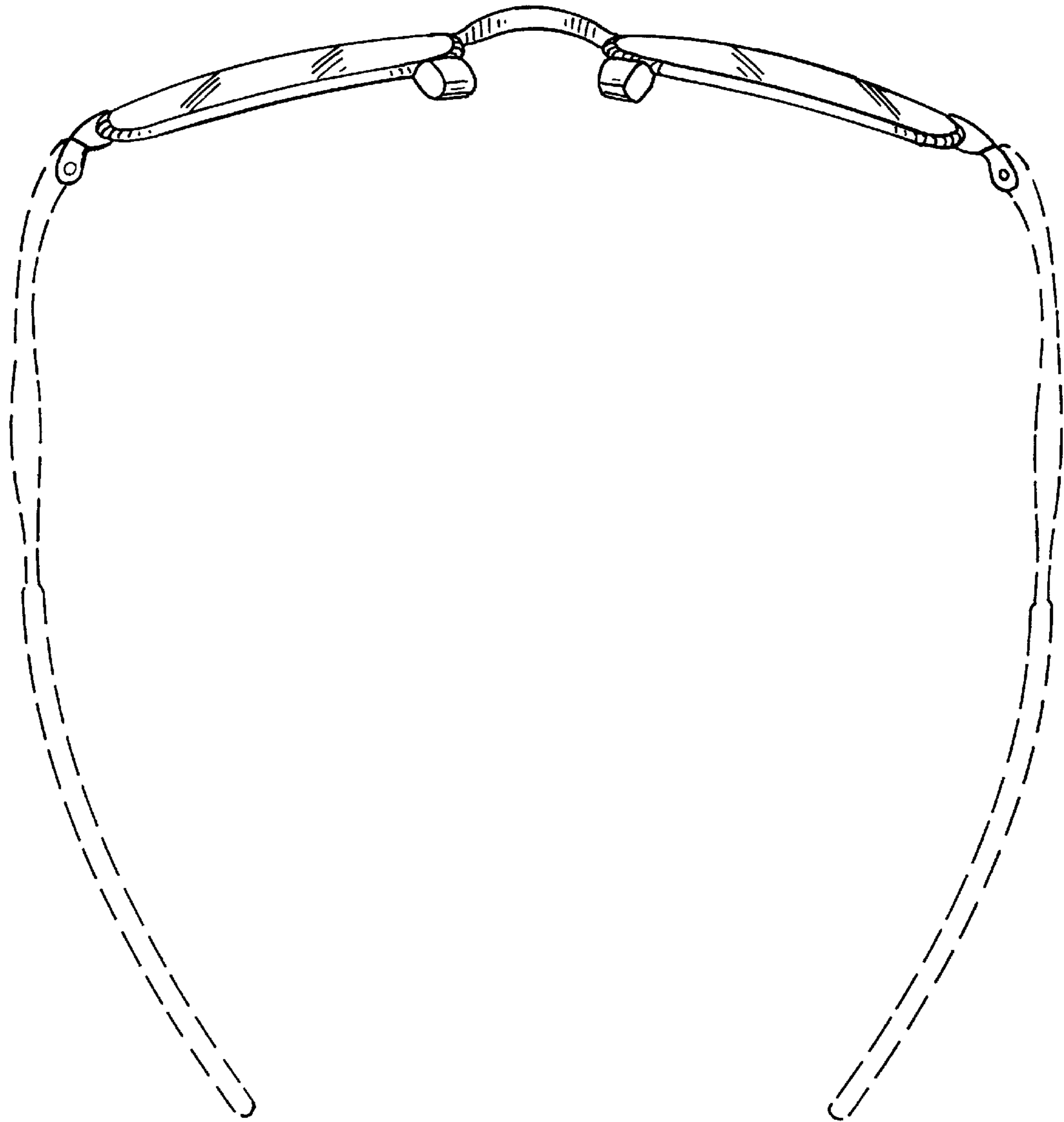


FIG. 4

