



US00D415770S

# United States Patent [19]

[11] **Patent Number: Des. 415,770**

**Nuovo**

[45] **Date of Patent: \*\* Oct. 26, 1999**

[54] **DISPLAY AND KEY ARRAY FOR A TELEPHONE HANDSET**

[75] Inventor: **Frank Nuovo**, Los Angeles, Calif.

[73] Assignee: **Nokia Mobile Phones Limited**, Espoo, Finland

[\*\*] Term: **14 Years**

[21] Appl. No.: **29/084,257**

[22] Filed: **Feb. 27, 1998**

[51] **LOC (6) Cl.** ..... **14-03**

[52] **U.S. Cl.** ..... **D14/248**

[58] **Field of Search** ..... D14/137, 138, D14/147-148, 247-248, 250, 240, 140-142; 379/433, 434, 419, 420, 428, 440; 455/550-575, 90

D. 374,007	9/1996	Tattari	.....	D14/138
D. 374,872	10/1996	Scianna, Sr. et al.	.....	D14/138
D. 384,950	10/1997	Park	.....	D14/138
D. 385,554	10/1997	Nuovo et al.	.....	D14/138
D. 385,876	11/1997	Park	.....	D14/138
D. 385,887	11/1997	Park	.....	D14/250
D. 386,175	11/1997	Nagele et al.	.....	D14/138
D. 386,188	11/1997	Park	.....	D14/250
D. 386,494	11/1997	Harris et al.	.....	D14/138
D. 388,784	1/1998	Phillips et al.	.....	D14/138
D. 390,555	2/1998	Finke-Anlauff	.....	D14/138
D. 392,635	3/1998	Chikuma	.....	D14/138
D. 393,470	4/1998	Nagele et al.	.....	D14/249
D. 394,438	5/1998	Nagele et al.	.....	D14/248
D. 398,305	9/1998	Kasbekar	.....	D14/138
5,745,566	4/1998	Petrella et al.	.....	379/433

### FOREIGN PATENT DOCUMENTS

982913 6/1997 Japan .

### OTHER PUBLICATIONS

Page showing Mitsubishi MT-11 and MT-20D, Jun. 1997.  
Page showing Nokia 8110i, Jun. 1997.  
Mobile Office, p. 68, Nokia 232 at bottom left, Mar. 1996.

*Primary Examiner*—Jeffrey Asch  
*Attorney, Agent, or Firm*—Perman & Green, LLP

### [57] CLAIM

The ornamental design for a “display and key array for a telephone handset,” as shown and described.

### DESCRIPTION

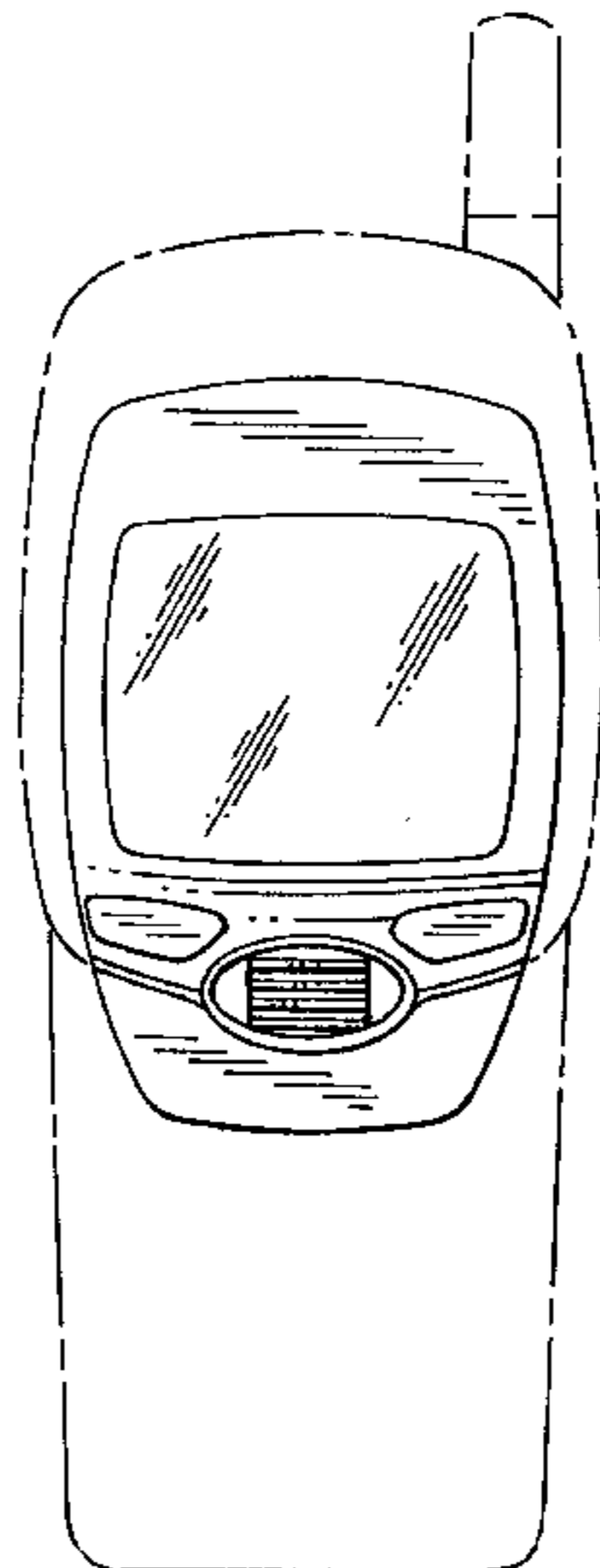
FIG. 1 is a front elevational view of a display and key array for a telephone handset showing my new design;  
FIG. 2 is a top, front and right side perspective view thereof; and,  
FIG. 3 is a bottom, front and left side perspective view thereof.  
The dotted lines showing the outline of a telephone handset are for illustration purposes only and form no part of the claimed invention.

**1 Claim, 3 Drawing Sheets**

### [56] References Cited

#### U.S. PATENT DOCUMENTS

D. 289,896	5/1987	Martensson et al.	.....	D14/53
D. 299,719	2/1989	Martensson et al.	.....	D14/138
D. 302,423	7/1989	Martensson et al.	.....	D14/138
D. 320,984	10/1991	Tattari	.....	D14/138
D. 325,576	4/1992	Pitkonen	.....	D14/138
D. 325,577	4/1992	Karlin	.....	D14/138
D. 334,926	4/1993	Hunt et al.	.....	D14/138
D. 339,338	9/1993	Tattari et al.	.....	D14/138
D. 341,138	11/1993	Cummings	.....	D14/138
D. 345,734	4/1994	Seymour et al.	.....	D14/138
D. 349,112	7/1994	Tattari	.....	D14/138
D. 352,708	11/1994	Rossi	.....	D14/138
D. 353,807	12/1994	White	.....	D14/138
D. 353,809	12/1994	Nuovo et al.	.....	D14/138
D. 354,284	1/1995	White	.....	D14/138
D. 356,561	3/1995	Berry	.....	D14/138
D. 356,562	3/1995	Nuovo	.....	D14/138
D. 356,563	3/1995	Berry	.....	D14/138
D. 359,283	6/1995	Rudkiewicz	.....	D14/149
D. 361,328	8/1995	White	.....	D14/138
D. 361,762	8/1995	Berry	.....	D14/138
D. 364,620	11/1995	Prior et al.	.....	D14/147
D. 374,006	9/1996	Tattari	.....	D14/138



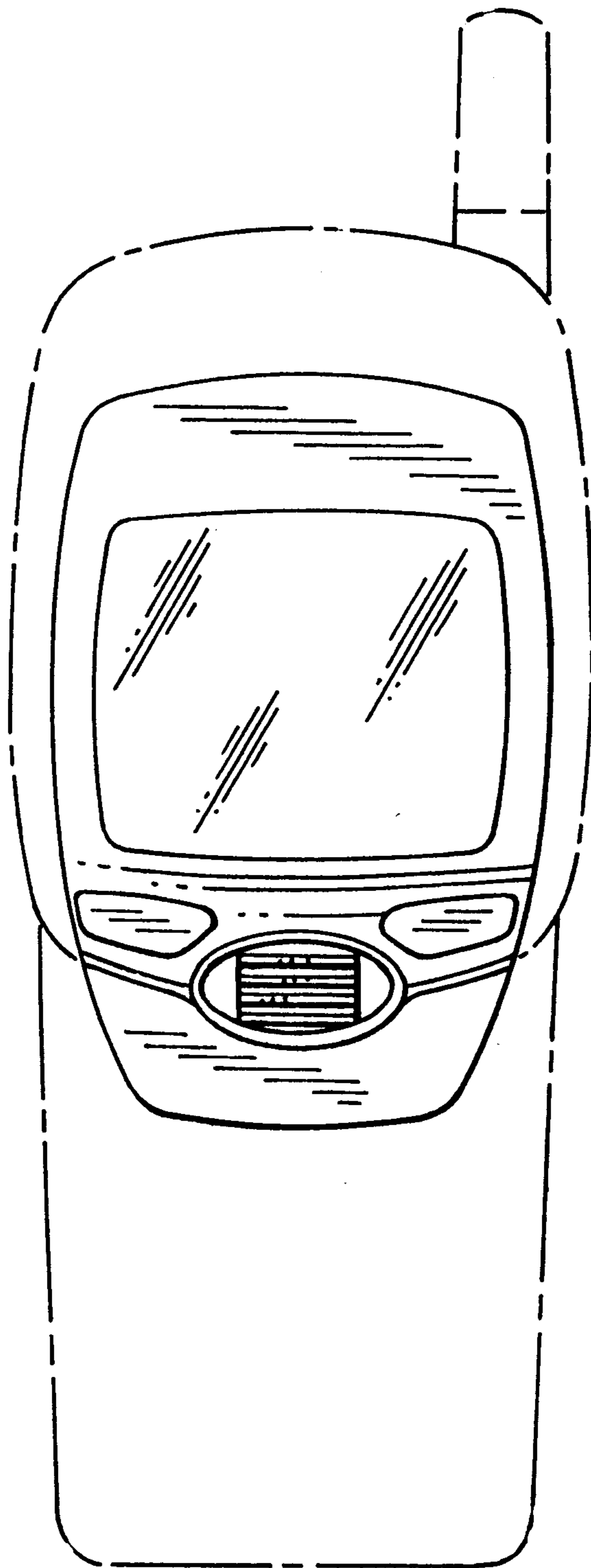


FIG. 1

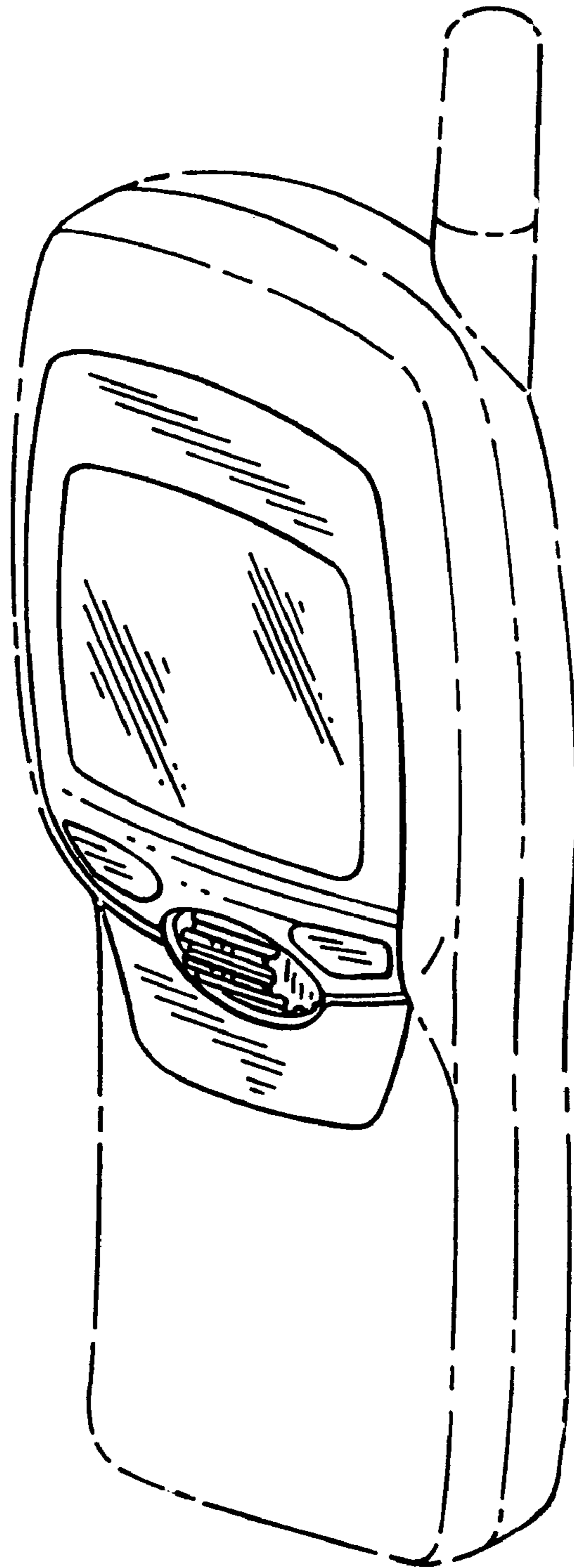


FIG. 2



FIG. 3