



US00D415763S

# United States Patent [19] Petchonka

[11] Patent Number: **Des. 415,763**

[45] Date of Patent: **\*\* Oct. 26, 1999**

[54] **HEADPHONE**

[75] Inventor: **David J. Petchonka**, 98 Rte. 201,  
Fairfield, Me. 04937

[73] Assignee: **David J. Petchonka**, Fairfield, Me.

[\*\*] Term: **14 Years**

[21] Appl. No.: **29/031,058**

[22] Filed: **Nov. 16, 1994**

### Related U.S. Application Data

[62] Division of application No. 29/024,511, Jun. 15, 1994,  
abandoned.

[51] **LOC (6) Cl.** ..... **14-01**

[52] **U.S. Cl.** ..... **D14/205**

[58] **Field of Search** ..... D14/192, 205,  
D14/206, 223, 224, 249; 181/128, 129,  
130; 379/430, 431, 433; 381/183, 187

[56] **References Cited**

### U.S. PATENT DOCUMENTS

D. 196,654 10/1963 Van Den Berh ..... D14/205

D. 287,849	1/1987	O'Malley et al. ....	D14/206
D. 297,324	8/1988	Kohno .....	D14/205
2,353,070	7/1944	Pitkin, Jr. ....	379/430
4,542,803	9/1985	Houng .....	181/129
4,654,898	4/1987	Ishikawa .	
4,850,055	7/1989	Hwang .	
4,856,118	8/1989	Sapiejewski .	
4,922,542	5/1990	Sapiejewski .	
4,944,361	7/1990	Lindgren et al. .	

*Primary Examiner*—Ted Shooman  
*Assistant Examiner*—Nanda Bondade

### [57] CLAIM

The ornamental design for the headphone, as shown and described.

### DESCRIPTION

FIG. 1 is a front elevational view of the headphone showing my new design;  
FIG. 2 is a rear elevational view thereof;  
FIG. 3 is a left side elevational view thereof;  
FIG. 4 is a right side elevational view thereof;  
FIG. 5 is a top plan view thereof; and;  
FIG. 6 is a bottom plan view thereof.

**1 Claim, 3 Drawing Sheets**

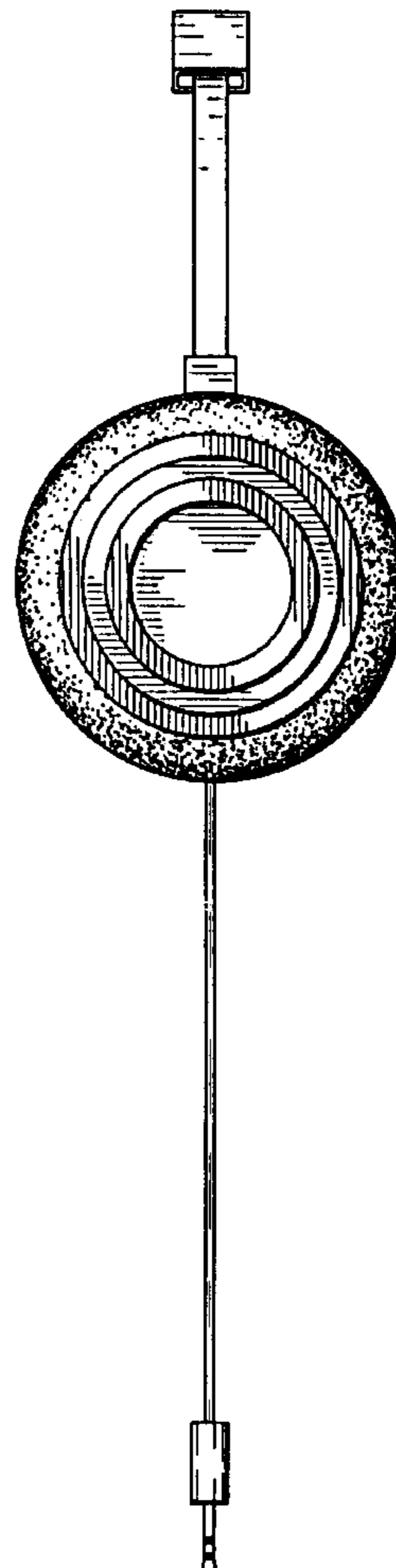
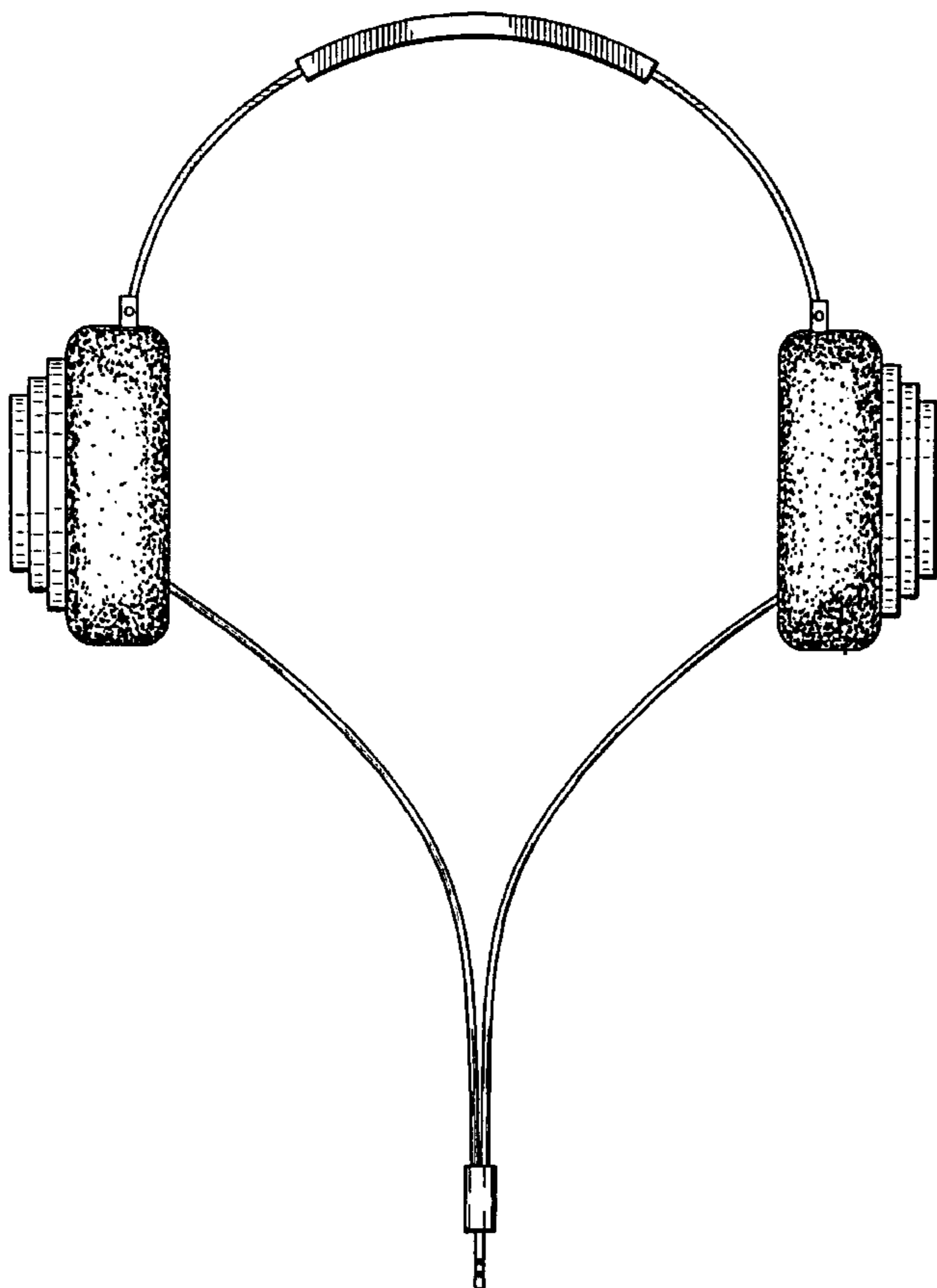


FIG. 1

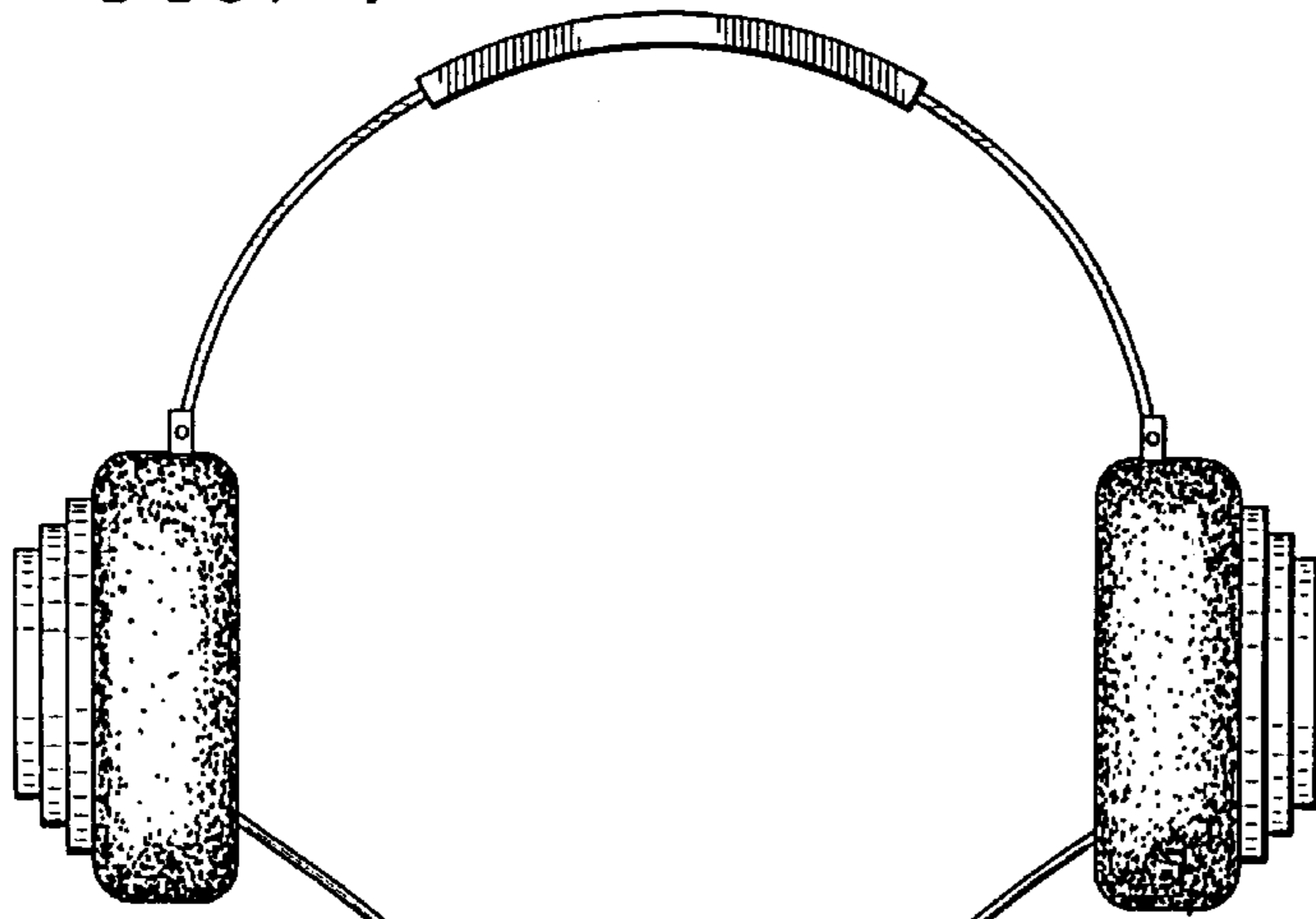


FIG. 2

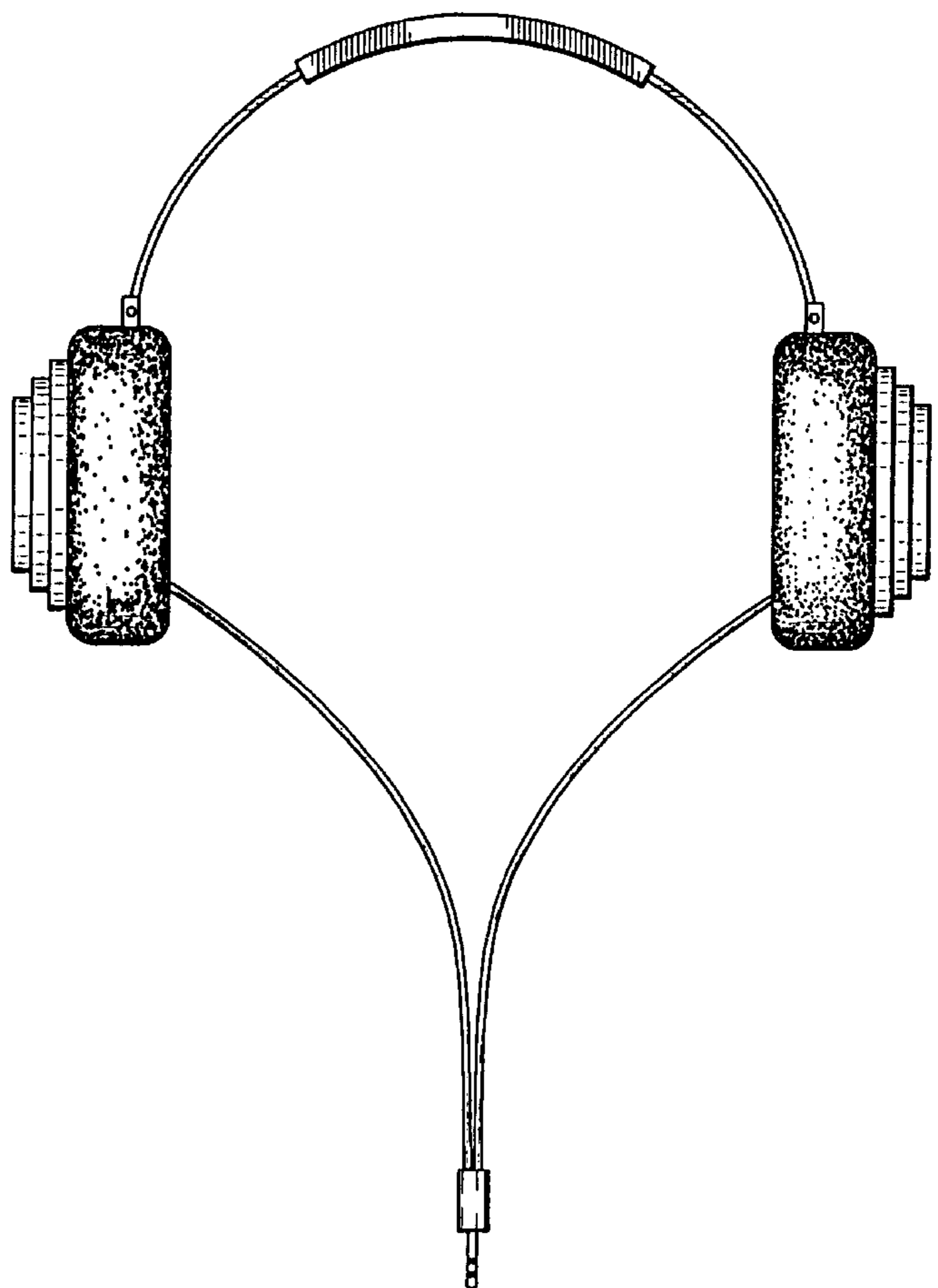


FIG. 3




FIG. 4

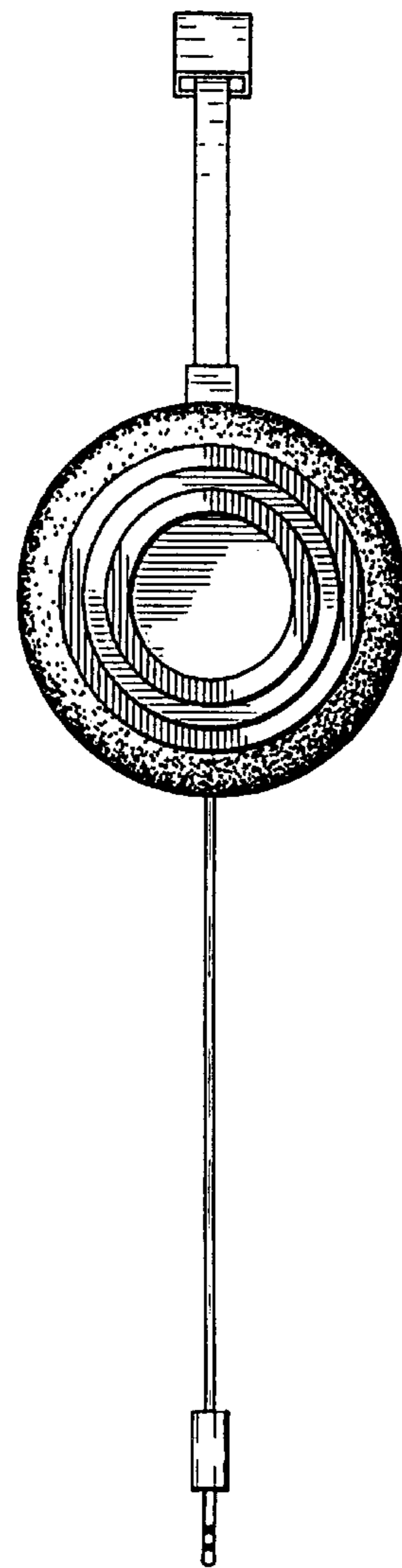


FIG. 5

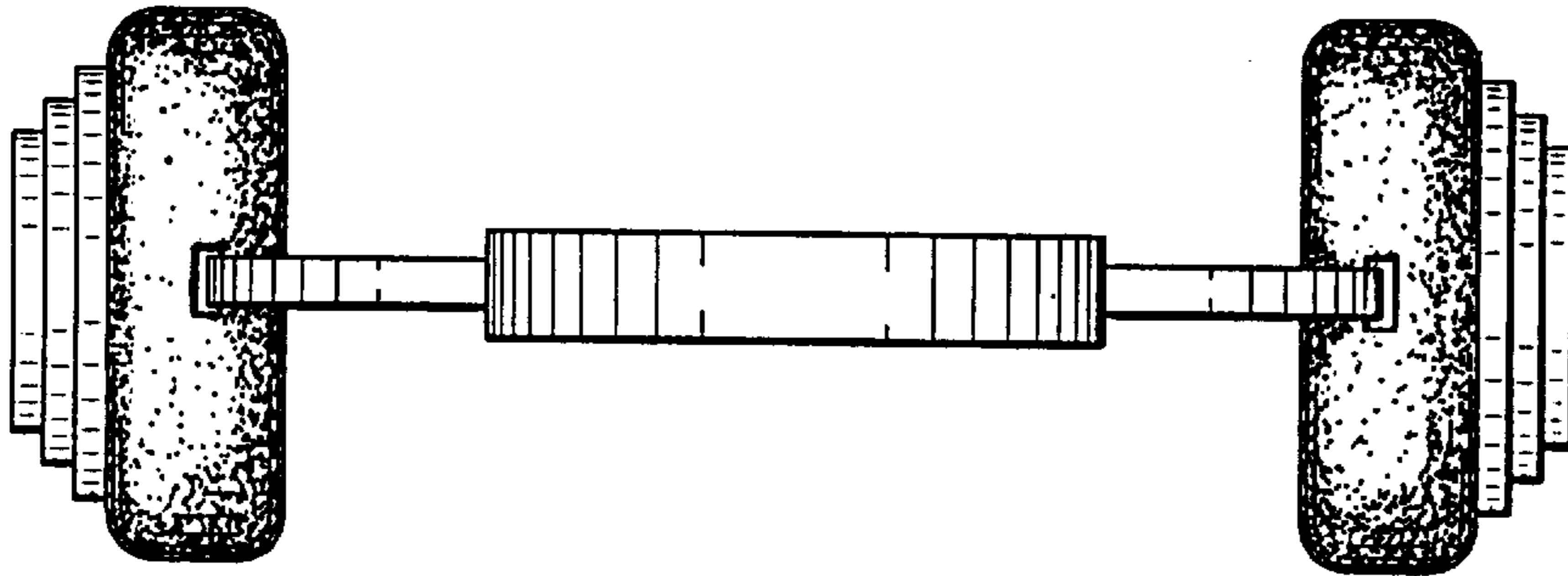


FIG. 6

