



US00D415761S

United States Patent [19] Pinchuk

[11] **Patent Number: Des. 415,761**

[45] **Date of Patent: ** Oct. 26, 1999**

[54] **ENTERTAINMENT DEVICE**

[75] Inventor: **Rene C. Pinchuk**, Kensington, Calif.

[73] Assignee: **Sharper Image Corp.**, San Francisco, Calif.

[**] Term: **14 Years**

[21] Appl. No.: **29/095,070**

[22] Filed: **Oct. 15, 1998**

[51] **LOC (6) Cl.** **14-01**

[52] **U.S. Cl.** **D14/171; D14/168**

[58] **Field of Search** D10/2, 15, 104,
D10/106, 121; D14/124, 160-165, 167-172,
188, 193-198, 299, 168; 455/344, 347,
350, 351

[56] **References Cited**

U.S. PATENT DOCUMENTS

D. 336,260	6/1993	Jensen	D14/171
D. 346,166	4/1994	Wong	D14/171
D. 358,814	5/1995	Ling	D14/171 X
D. 360,585	7/1995	Sell	D14/15 X
D. 390,797	2/1998	Yao et al.	D10/106

OTHER PUBLICATIONS

Hong Kong Enterprise, p. 261, FM Band Travel Alarm clock Radio, model No. KR8901, Oct. 1990.

Primary Examiner—Nanda Bondade

Attorney, Agent, or Firm—Flehr Hohbach Test Albritton & Herbert LLP

[57] **CLAIM**

The ornamental design for an entertainment device, as shown.

DESCRIPTION

FIG. 1 is a front perspective view of an entertainment device showing my new design;

FIG. 2 is a rear perspective view thereof;

FIG. 3 is a closed side elevation view of one side thereof;

FIG. 4 is a closed side elevation view of the other side thereof;

FIG. 5 is a front open elevation view thereof;

FIG. 6 is a back open elevation view of the other side thereof;

FIG. 7 is a top open plan view thereof; and

FIG. 8 is a bottom plan view thereof;

FIG. 9 is a closed front perspective view thereof;

FIG. 10 is a closed rear perspective view thereof;



FIG. 11 is a closed rear view thereof;

FIG. 12 is a closed front view thereof;

FIG. 13 is a closed top plan view thereof; and,

FIG. 14 is a bottom plan view thereof.

1 Claim, 7 Drawing Sheets






FIGURE 1




FIGURE 2




FIGURE 3




FIGURE 4




FIGURE 5




FIGURE 6




FIGURE 7




FIGURE 8




FIGURE 9



FIGURE 10



FIGURE 11




FIGURE 12




FIGURE 13




FIGURE 14