



US00D415738S

United States Patent [19]

Ito et al.

[11] Patent Number: Des. 415,738

[45] Date of Patent: ** Oct. 26, 1999

[54] DATA RECORDER

D. 345,563 3/1994 Ito et al. D14/164
D. 348,446 7/1994 Ito et al. D14/107

[75] Inventors: Masafumi Ito; Shigeru Hasegawa;
Katsuhiko Takashima, all of
Musashino, Japan

Primary Examiner—Freda Nunn
Attorney, Agent, or Firm—Ladas & Parry

[73] Assignee: TEAC Corporation, Tokyo, Japan

[57] CLAIM

[**] Term: 14 Years

The ornamental design for a data recorder, as shown and described.

[21] Appl. No.: 29/086,168

[22] Filed: Apr. 7, 1998

[30] Foreign Application Priority Data

Oct. 20, 1997 [JP] Japan 9-72040

[51] LOC (6) Cl. 14-02

[52] U.S. Cl. D14/107; D14/164; D14/168

[58] Field of Search D14/100, 102,
D14/107-109, 164, 168; D10/46; D13/162,
184, 199; 312/194, 223.3; 360/99.12; 361/690-696;
369/34, 36

DESCRIPTION

FIG. 1 is a perspective view of a data recorder showing our new design;

FIG. 2 is a perspective view thereof in a state where a lid is opened.

FIG. 3 is a front view thereof;

FIG. 4 is a rear view thereof;

FIG. 5 is a top view thereof;

FIG. 6 is a bottom view thereof;

FIG. 7 is a left side view thereof; and,

FIG. 8 is a right side view thereof.

[56] References Cited

U.S. PATENT DOCUMENTS

D. 339,585 9/1993 Ito et al. D14/164

1 Claim, 4 Drawing Sheets

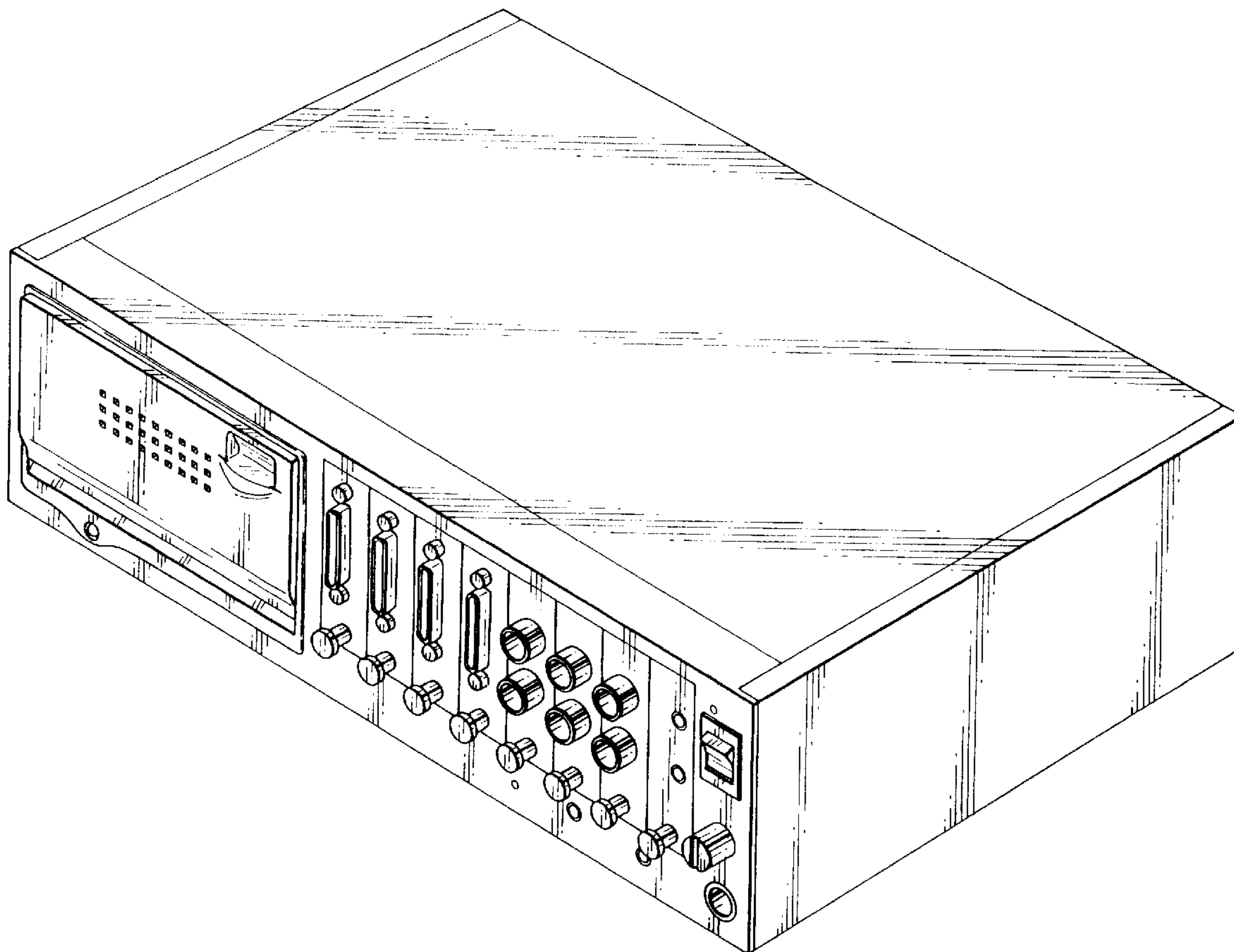


FIG. 2

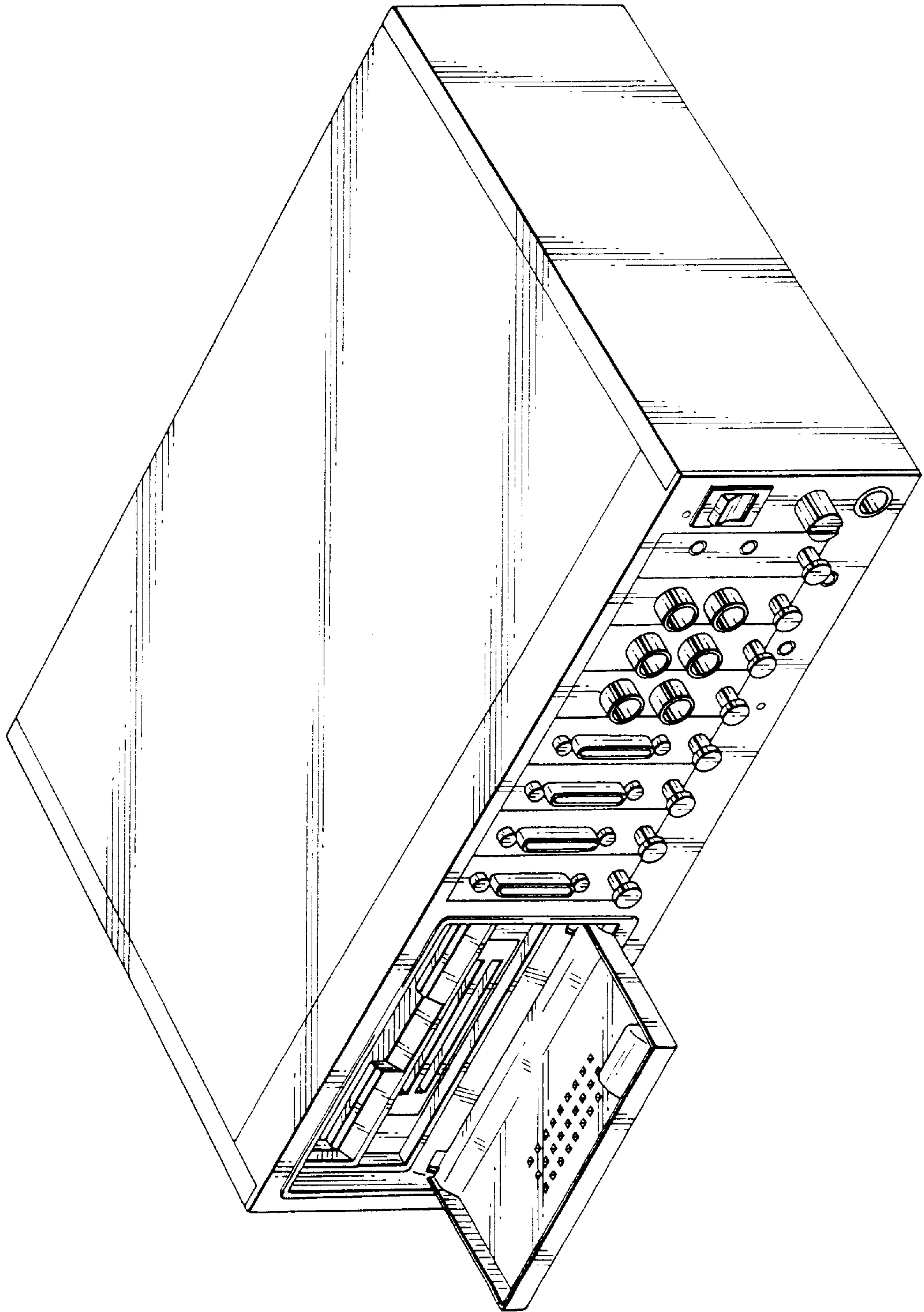


FIG. 4

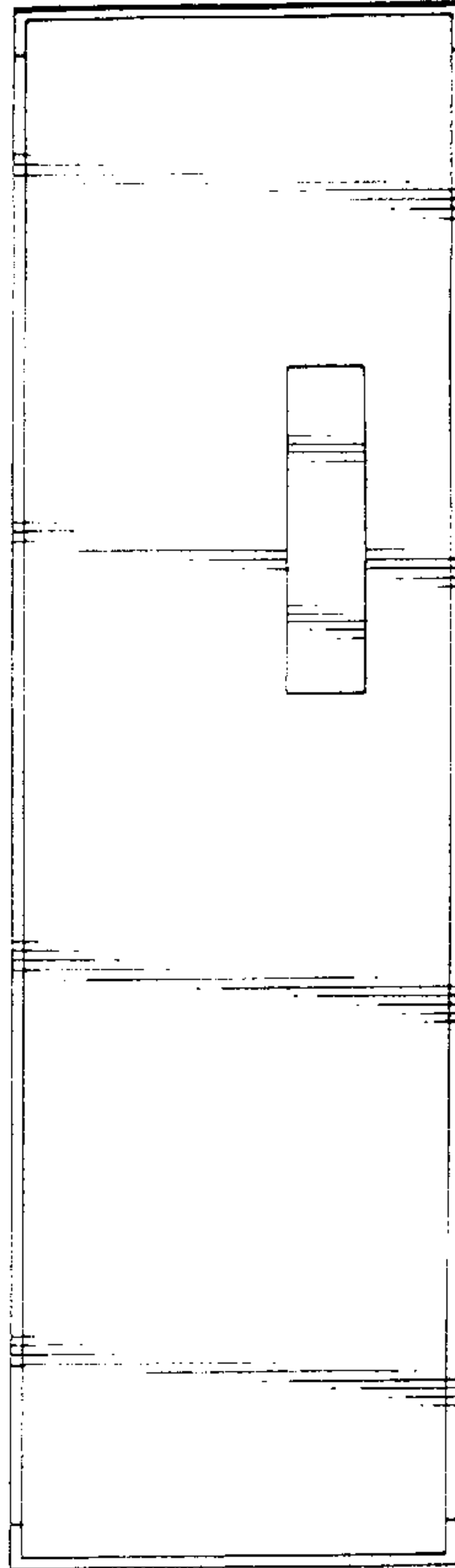


FIG. 3

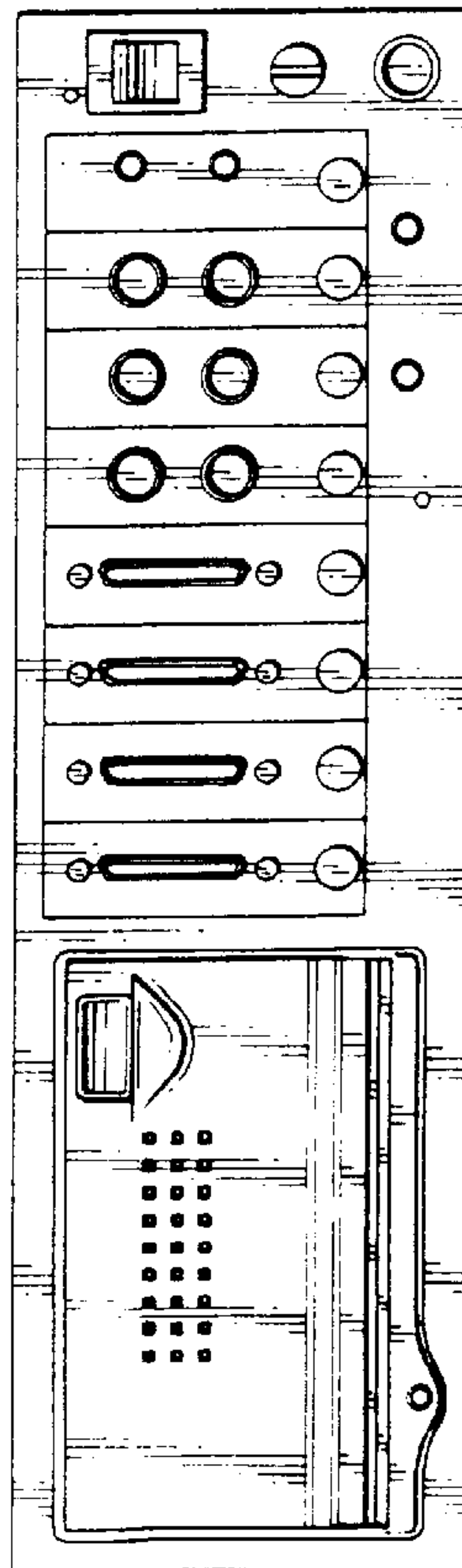


FIG. 6




FIG. 8




FIG. 5




FIG. 7

