



US00D415735S

United States Patent [19] Zuege

[11] Patent Number: **Des. 415,735**

[45] Date of Patent: **** Oct. 26, 1999**

[54] **REMOTE CONTROL FOR A CEILING FAN AND LIGHT FIXTURE**

[75] Inventor: **Bradford C. Zuege**, Memphis, Tenn.

[73] Assignee: **Hunter Fan Company**, Memphis, Tenn.

[**] Term: **14 Years**

[21] Appl. No.: **29/096,134**

[22] Filed: **Nov. 5, 1998**

[51] **LOC (6) Cl.** **13-03**

[52] **U.S. Cl.** **D13/168**

[58] **Field of Search** D10/106; D13/168, D13/171; D14/191, 218; D21/513, 566; 340/825.69, 825.72; 455/128, 151.2

[56] **References Cited**

U.S. PATENT DOCUMENTS

| | | | | |
|------------|---------|----------|-------|---------|
| D. 71,080 | 9/1926 | Raymond | | D10/106 |
| D. 282,462 | 2/1986 | Hart | | D13/32 |
| D. 329,226 | 9/1992 | Holbrook | | D13/162 |
| D. 349,688 | 8/1994 | Holbrook | | D13/162 |
| D. 352,930 | 11/1994 | Tsuji | | D13/168 |
| D. 352,931 | 11/1994 | Tsuji | | D13/168 |

| | | | | |
|------------|---------|----------------|-------|------------|
| D. 366,262 | 1/1996 | Inaba | | D14/218 |
| D. 390,194 | 2/1998 | Thomas | | D13/158 |
| D. 390,196 | 2/1998 | Thomas | | D13/173 |
| D. 391,229 | 2/1998 | Thomas | | D13/168 |
| D. 391,230 | 2/1998 | Thomas | | D13/168 |
| D. 398,588 | 9/1998 | Pinardi et al. | | D13/168 |
| 5,458,311 | 10/1995 | Holbrook | | 248/309.1 |
| 5,738,496 | 4/1998 | Mehta | | 340/825.72 |

Primary Examiner—Adir Aronovich
Attorney, Agent, or Firm—Garrison, Morris & Haight, PLLC

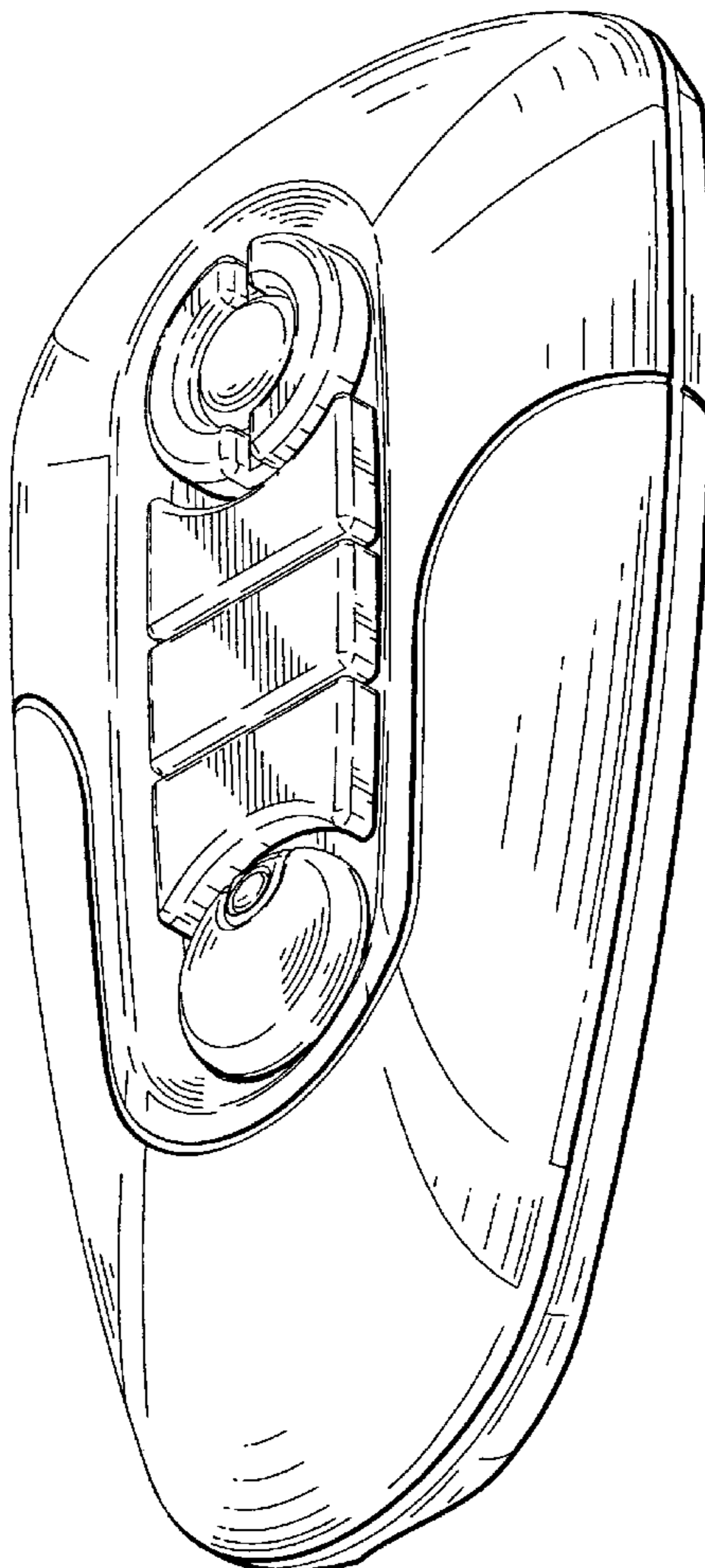
[57] **CLAIM**

The ornamental design of a remote control for a ceiling fan and light fixture, as shown and described.

DESCRIPTION

FIG. 1 is a perspective view of a remote control for a ceiling fan and light fixture showing my new design; FIG. 2 is a front view of FIG. 1; FIG. 3 is a right-side view of FIG. 1, with the left-side view of FIG. 1 being a mirror image of FIG. 3; FIG. 4 is a rear view of FIG. 1; FIG. 5 is a top view of FIG. 1; and, FIG. 6 is a bottom view of FIG. 1.

1 Claim, 5 Drawing Sheets



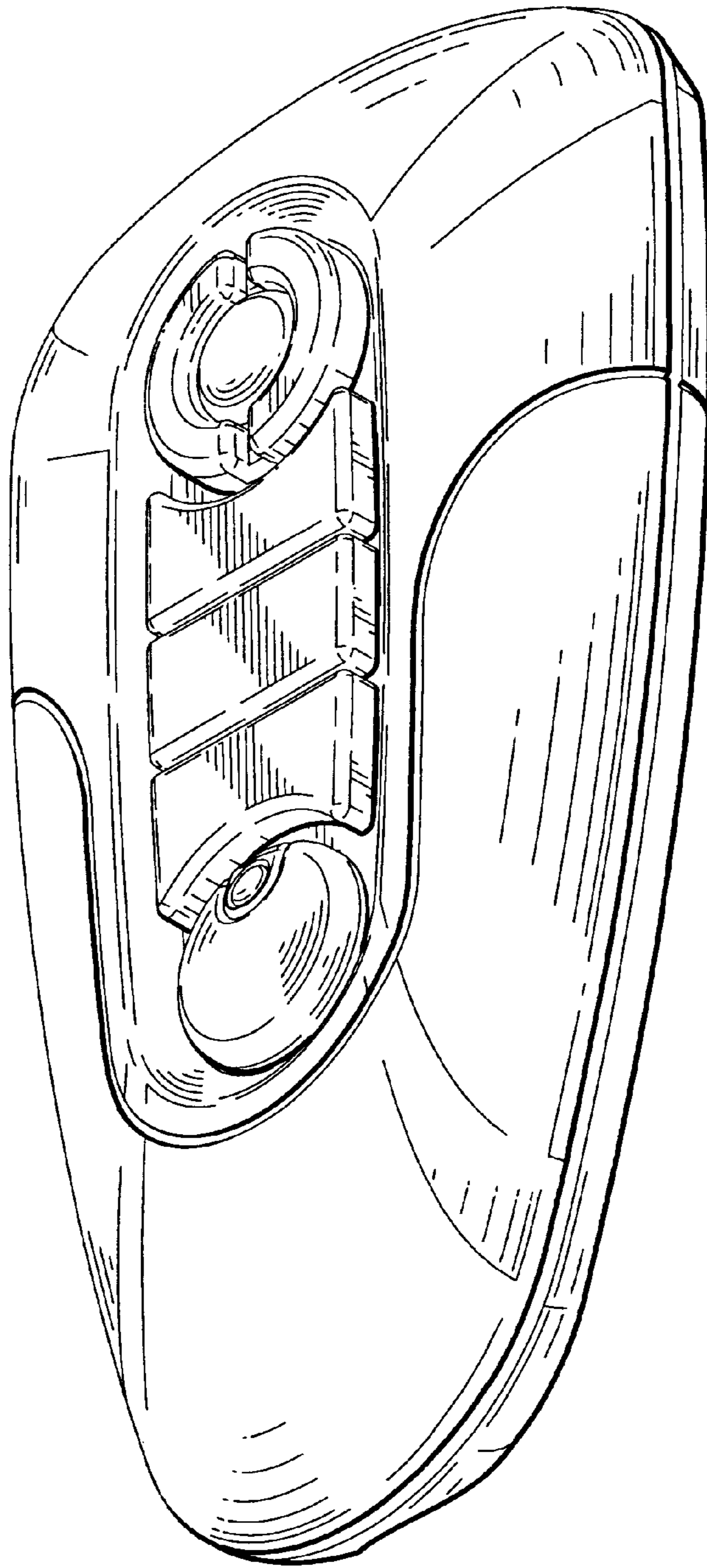


FIG 1

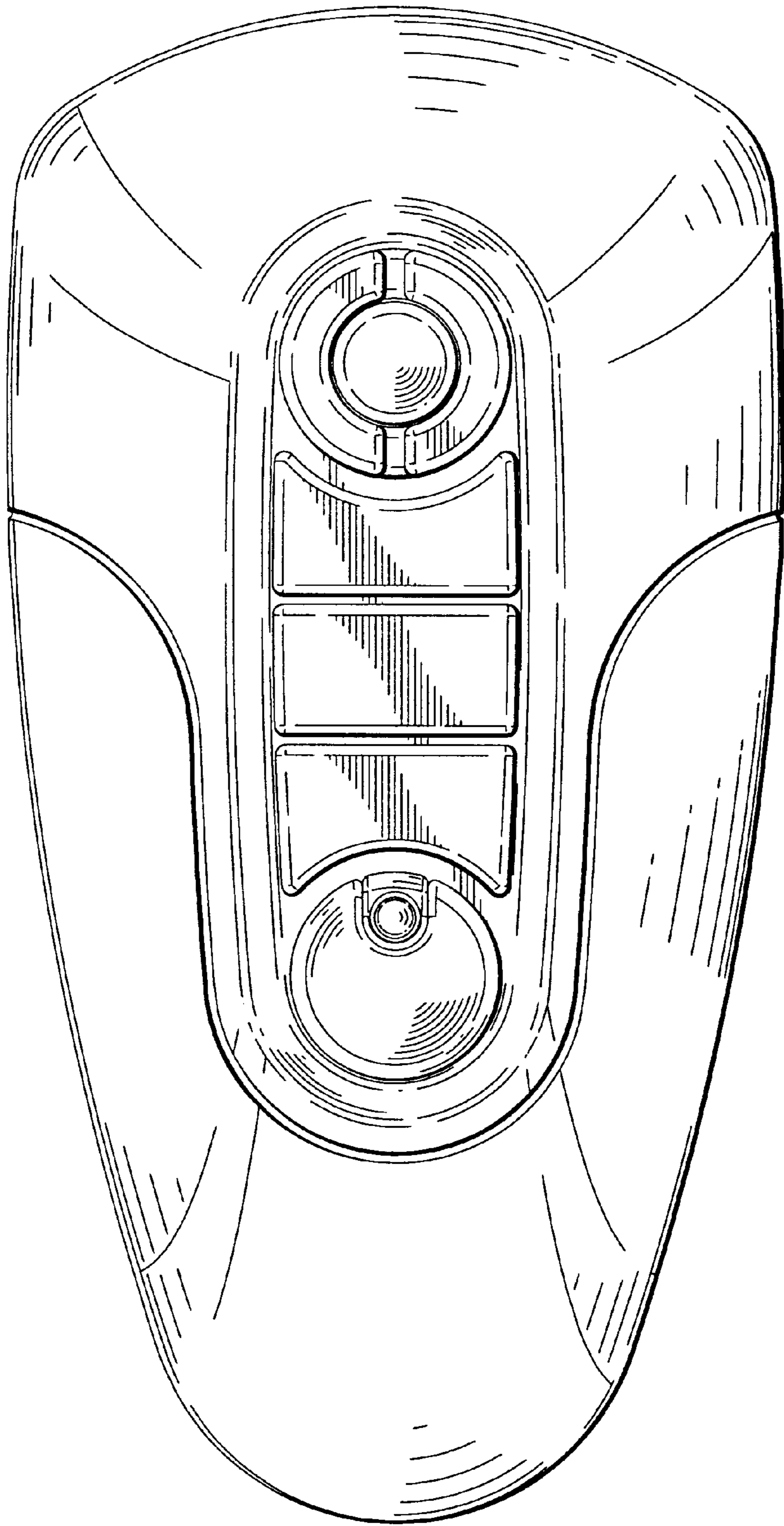


FIG 2

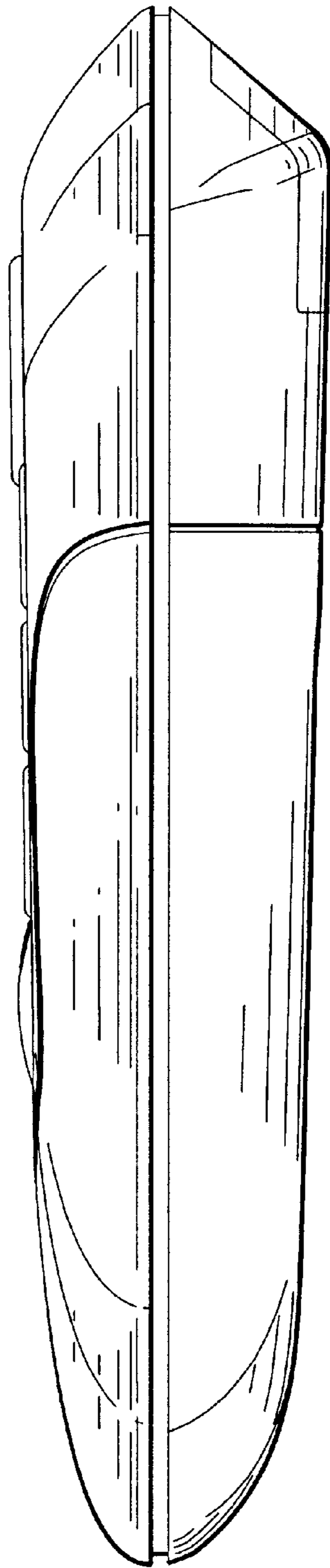


FIG 3

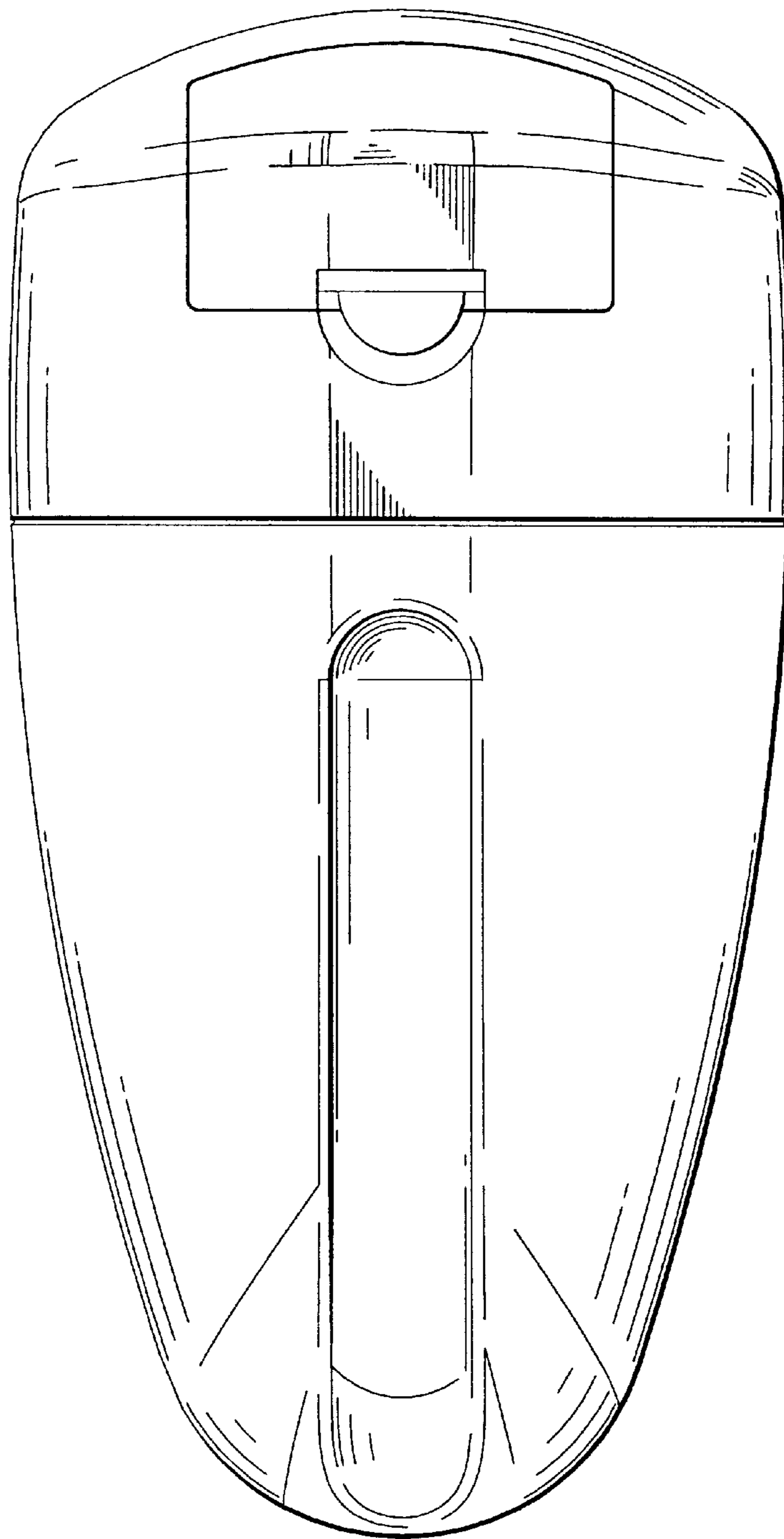


FIG 4

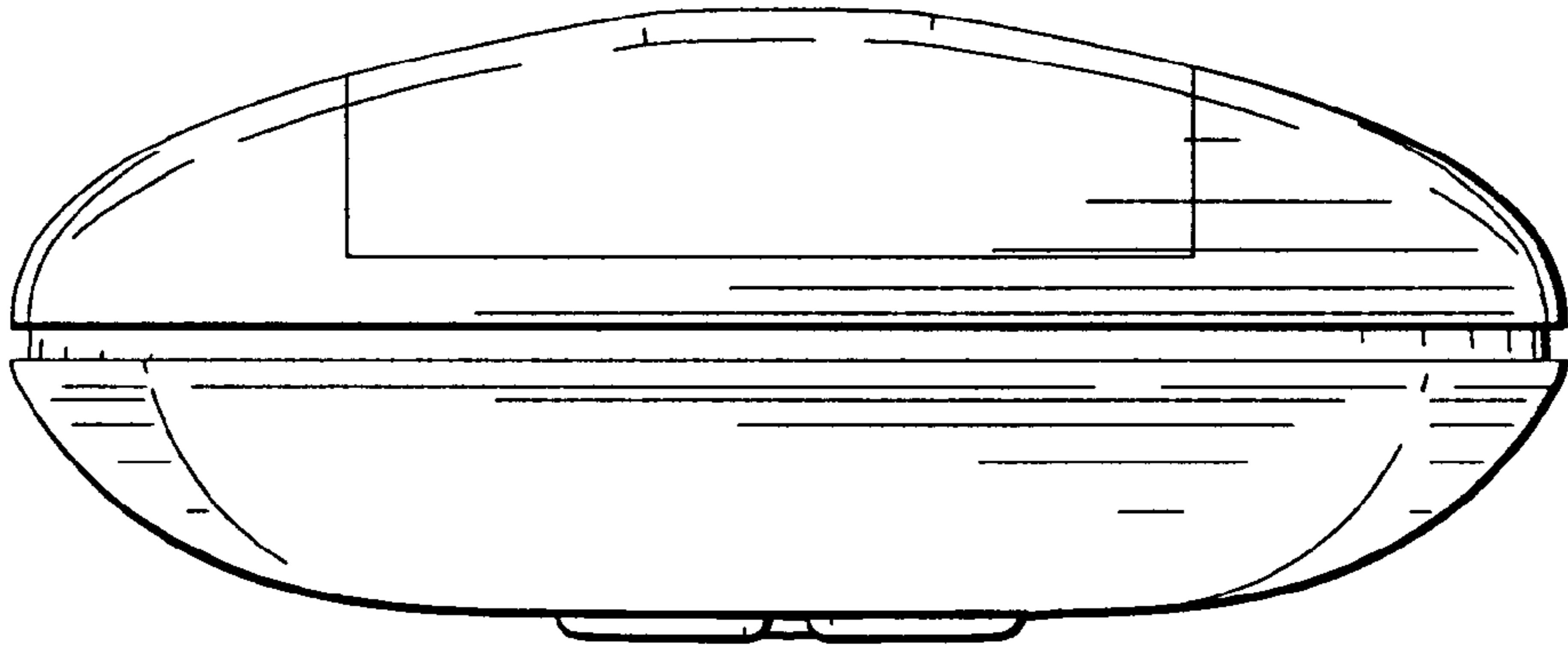


FIG 5




FIG 6