



US00D415726S

# United States Patent [19]

Möbius et al.

[11] Patent Number: Des. 415,726

[45] Date of Patent: \*\* Oct. 26, 1999

[54] **EXTERIOR SURFACE CONFIGURATION OF A SIDE PANEL OF A MOTOR VEHICLE**

[75] Inventors: **Wolfgang Möbius**, Schwieberdingen; **Matthias Kulla**, Leonberg, both of Germany

[73] Assignee: **Dr. Ing. h.c.F. Porsche AG**, Weissach, Germany

[\*\*] Term: **14 Years**

[21] Appl. No.: **29/081,282**

[22] Filed: **Dec. 29, 1997**

[51] **LOC (6) Cl.** ..... **12-16**

[52] **U.S. Cl.** ..... **D12/190**

[58] **Field of Search** ..... D12/167, 190, D12/196; 280/770; 293/128; 296/193, 209

[56] **References Cited**

**U.S. PATENT DOCUMENTS**

D. 160,461	10/1950	Bannister	.....	D12/190
D. 161,991	2/1951	Allen	.....	D12/190
D. 289,891	5/1987	Bielby	.....	D12/190
D. 323,480	1/1992	Taylor	.....	D12/167
D. 351,820	10/1994	Knapp, Jr.	.....	D12/190

**OTHER PUBLICATIONS**

Front Cover of Washington D.C. Auto '94 Magazine (National Capital Area International Auto Show Buyers Guide, Jan. 1994.

*Primary Examiner*—Robert M. Spear  
*Attorney, Agent, or Firm*—Evenson, McKeown, Edwards & Lenahan, P.L.L.C.

[57] **CLAIM**

The ornamental design for a exterior surface configuration of a side panel of a motor vehicle, as shown and described.

**DESCRIPTION**

FIG. 1 is a front view of an exterior surface configuration of a side panel of a motor vehicle according to our novel design;

FIG. 2 is a view from the left side of an exterior surface configuration of a side panel of a motor vehicle according to our novel design;

FIG. 3 is a perspective view from the front left of an exterior surface configuration of a side panel of a motor vehicle according to our novel design;

FIG. 4 is a view from the right side of an exterior surface configuration of a side panel of a motor vehicle according to our novel design;

FIG. 5 is a front view of a second embodiment of an exterior surface configuration of a side panel of a motor vehicle according to our novel design;

FIG. 6 is a view from the right side of a second embodiment of an exterior surface configuration of a side panel of a motor vehicle according to our novel design;

FIG. 7 is a perspective view from the front right of a second embodiment of an exterior surface configuration of a side panel of a motor vehicle according to our novel design; and,

FIG. 8 is a view from the left side of a second embodiment of an exterior surface configuration of a side panel of a motor vehicle according to our novel design.

The rear portion of each embodiment of the side panel is not visible during sale or use and therefore forms no part of the claimed design.

**1 Claim, 2 Drawing Sheets**






FIG. 1



FIG. 2

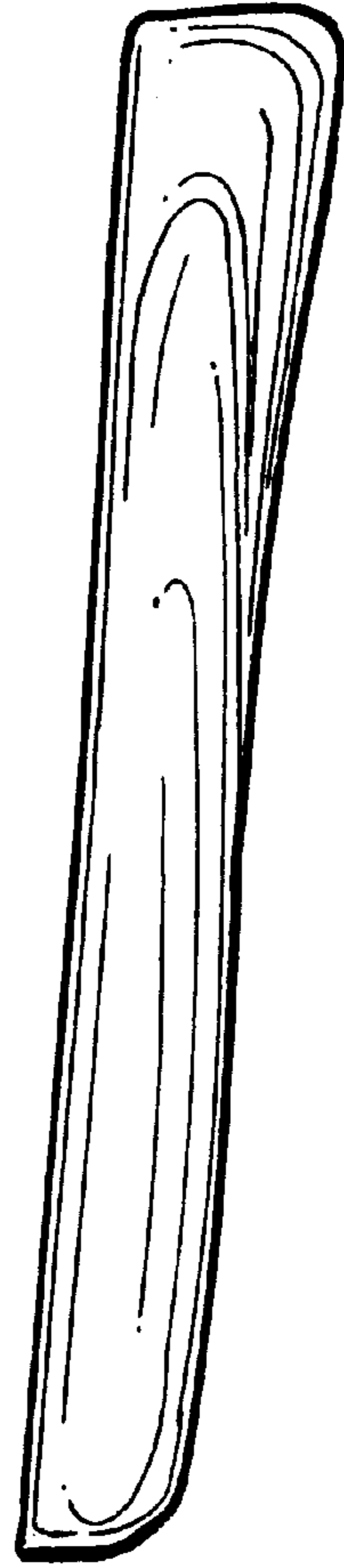


FIG. 3



FIG. 4

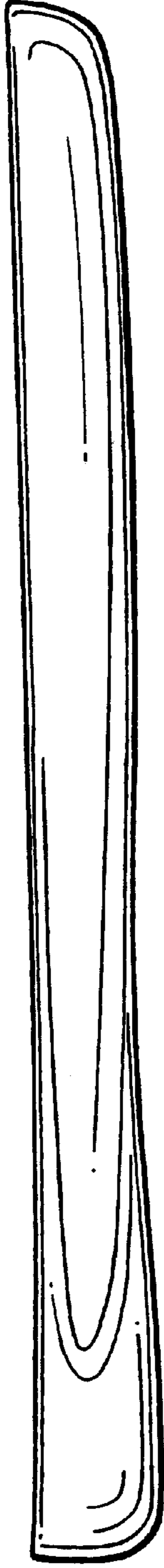


FIG. 5



FIG. 6




FIG. 7



FIG. 8