



US00D415723S

# United States Patent [19]

[11] Patent Number: **Des. 415,723**

Roelle et al.

[45] Date of Patent: **\*\* Oct. 26, 1999**

[54] **TIRE TREAD**

[75] Inventors: **Herbert J. Roelle; Junhai Cai**, both of Muscatine, Iowa

[73] Assignee: **Bandag Incorporated**, Muscatine, Iowa

[\*\*] Term: **14 Years**

[21] Appl. No.: **29/090,494**

[22] Filed: **Jul. 9, 1998**

[51] **LOC (6) Cl.** ..... **12-15**

[52] **U.S. Cl.** ..... **D12/151**

[58] **Field of Search** ..... D12/136, 138, D12/140-152; 152/209 RR, 209 NS, 209 AS, 209 AG, 209 BY, 209 LG, 209 RB, 209 DP

[56] **References Cited**

**U.S. PATENT DOCUMENTS**

D. 247,744	4/1978	Duchamp	.....	D12/151
D. 247,891	5/1978	Bennett	.....	D12/146
D. 250,946	1/1979	Germain	.....	D12/146
D. 261,381	10/1981	Amarger	.....	D12/146
D. 360,856	8/1995	Himuro et al.	.....	D12/146
D. 369,767	5/1996	Himuro et al.	.....	D12/147
D. 399,800	10/1998	Himuro et al.	.....	D12/147
4,412,575	11/1983	Maeda et al.	.....	152/209 RB
5,180,453	1/1993	Fukasawa et al.	.....	152/209 RB

**OTHER PUBLICATIONS**

Fulda Fuldaflex-Allround Tire, 1996 Tread Design Guide, p. 94, Feb. 1996.

Hercules H.D.T. Tire, 1996 Tread Design Guide, p. 99, Feb. 1996.

Cordovan Power King Deep Lug TX25 Tire, 1996 Tread Design Guide, p. 130, Feb. 1996.

Firestone T-546 Radial Tire, 1996 Tread Design Guide, p. 136, Feb. 1996.

General Ameri\*Lug MS Tire, 1996 Tread Design Guide, p. 139, Feb. 1996.

Marshal Power Fleet 937 Tire, 1996 Tread Design Guide, p. 149, Feb. 1996.

Michelin XDL Tire, 1996 Tread Design Guide, p. 151, Feb. 1996.

*Primary Examiner*—Robert M. Spear  
*Attorney, Agent, or Firm*—Foley & Lardner

[57] **CLAIM**

I claim the ornamental design for a tire tread, as shown and described.

**DESCRIPTION**

FIG. 1 is a fragmentary perspective view of a tire tread illustrating the novel design;

FIG. 2 is an enlarged fragmentary top plan view of the tire tread illustrated in FIG. 1;

FIG. 3 is a side elevational view of the tire tread illustrated in FIGS. 1 and 2, with the opposite side elevational view of the tire tread being identical to that shown in FIG. 3;

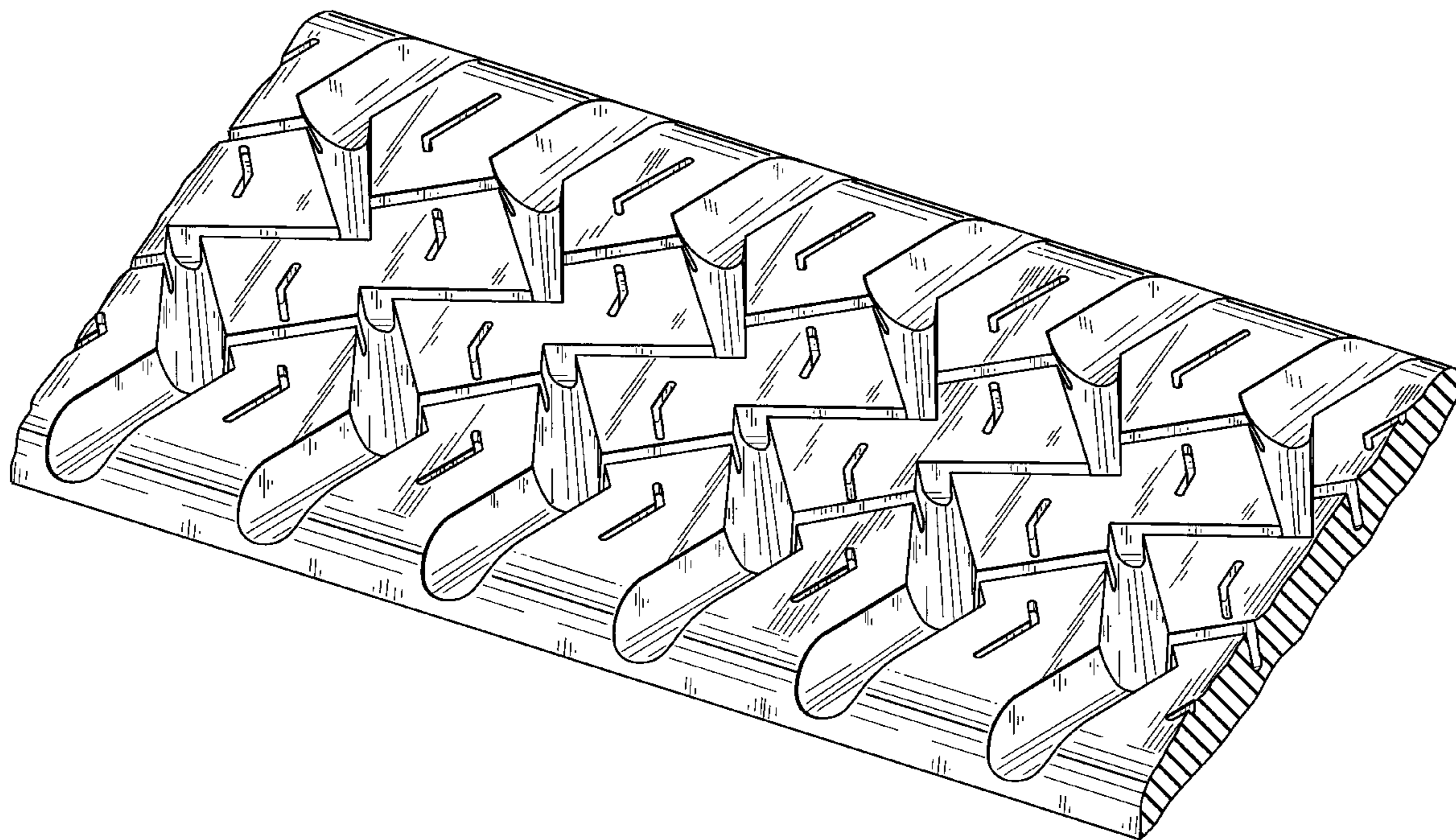
FIG. 4 is a fragmentary cross-sectional view taken generally along lines 4-4 of FIG. 2;

FIG. 5 is a fragmentary cross-sectional view taken generally along lines 5-5 of FIG. 2; and,

FIG. 6 is a fragmentary cross-sectional view taken generally along lines 6-6 of FIG. 2.

The irregular outer edges of the design shown in FIGS. 1-3 indicated that the tire tread is of indeterminate length.

**1 Claim, 2 Drawing Sheets**



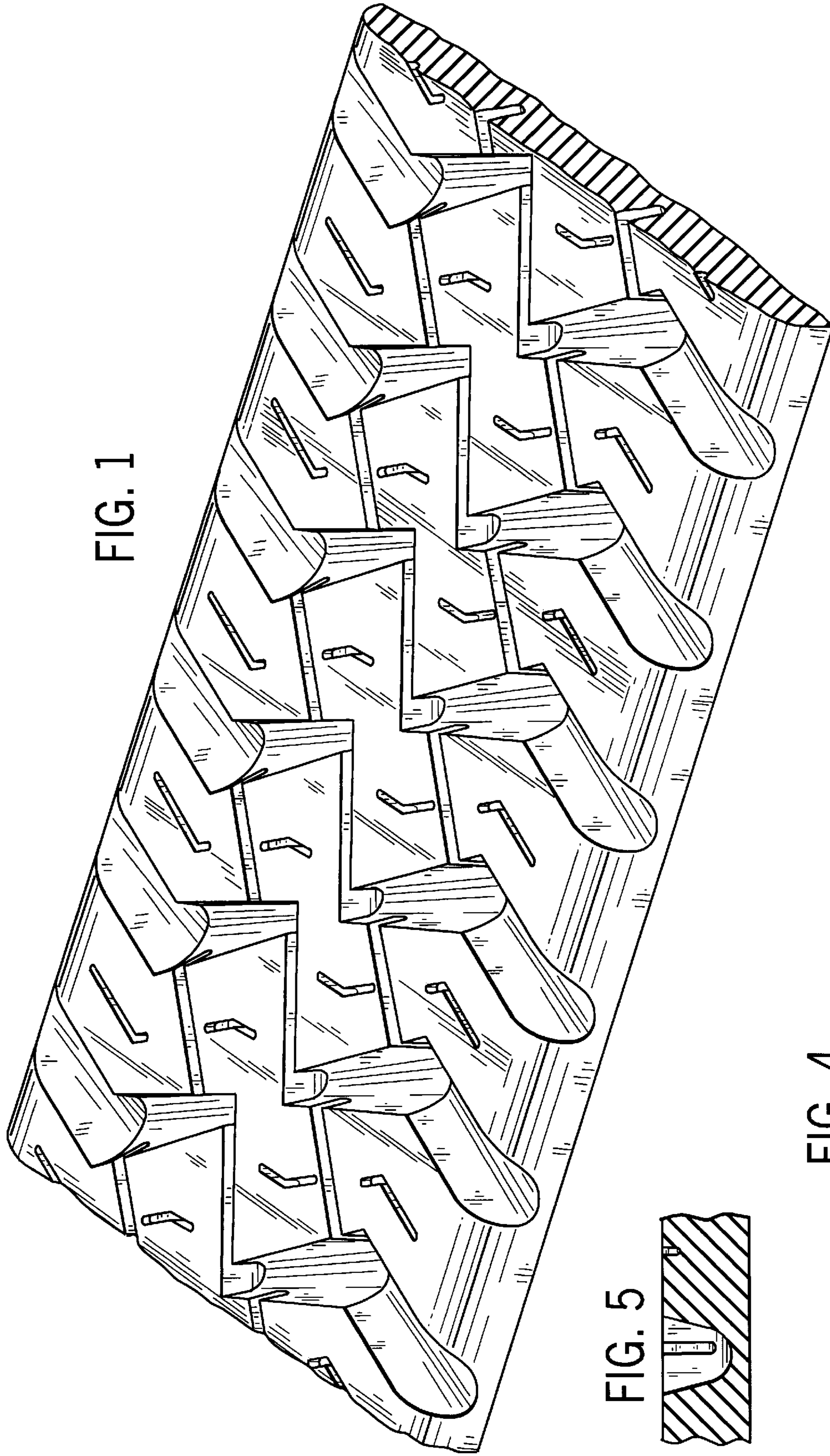


FIG. 1

FIG. 5

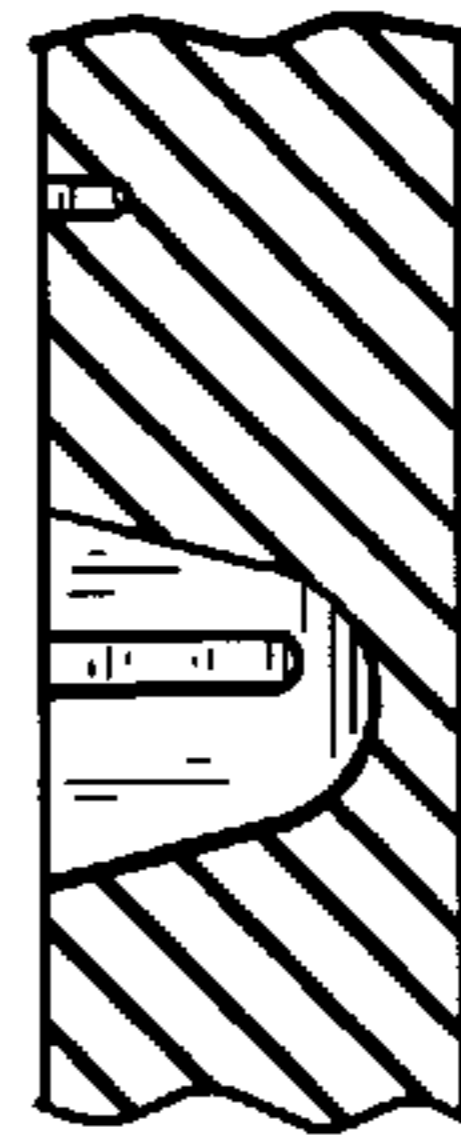


FIG. 4

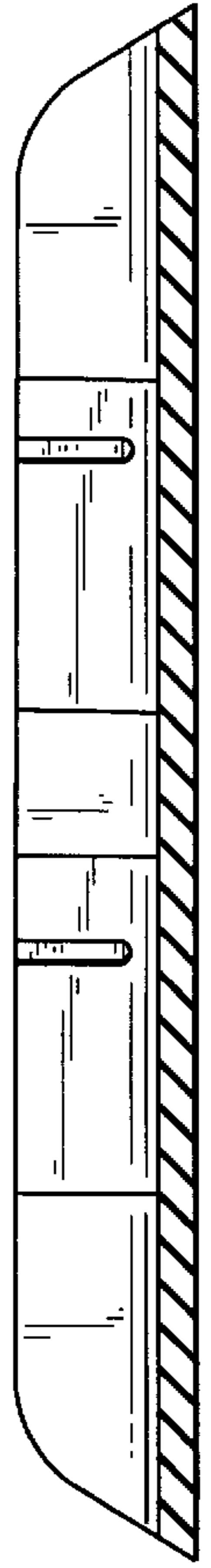
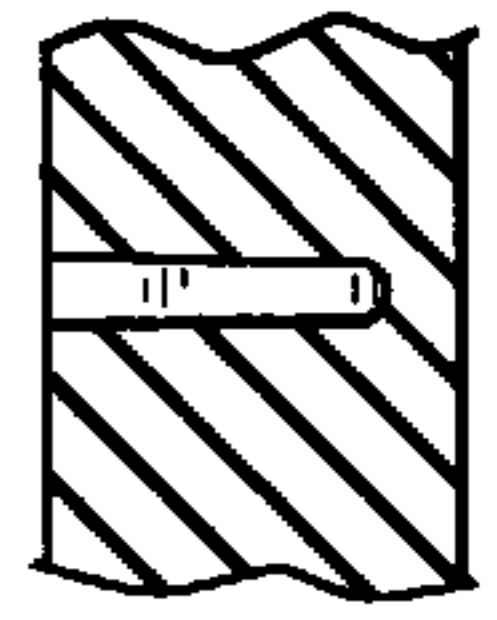


FIG. 6



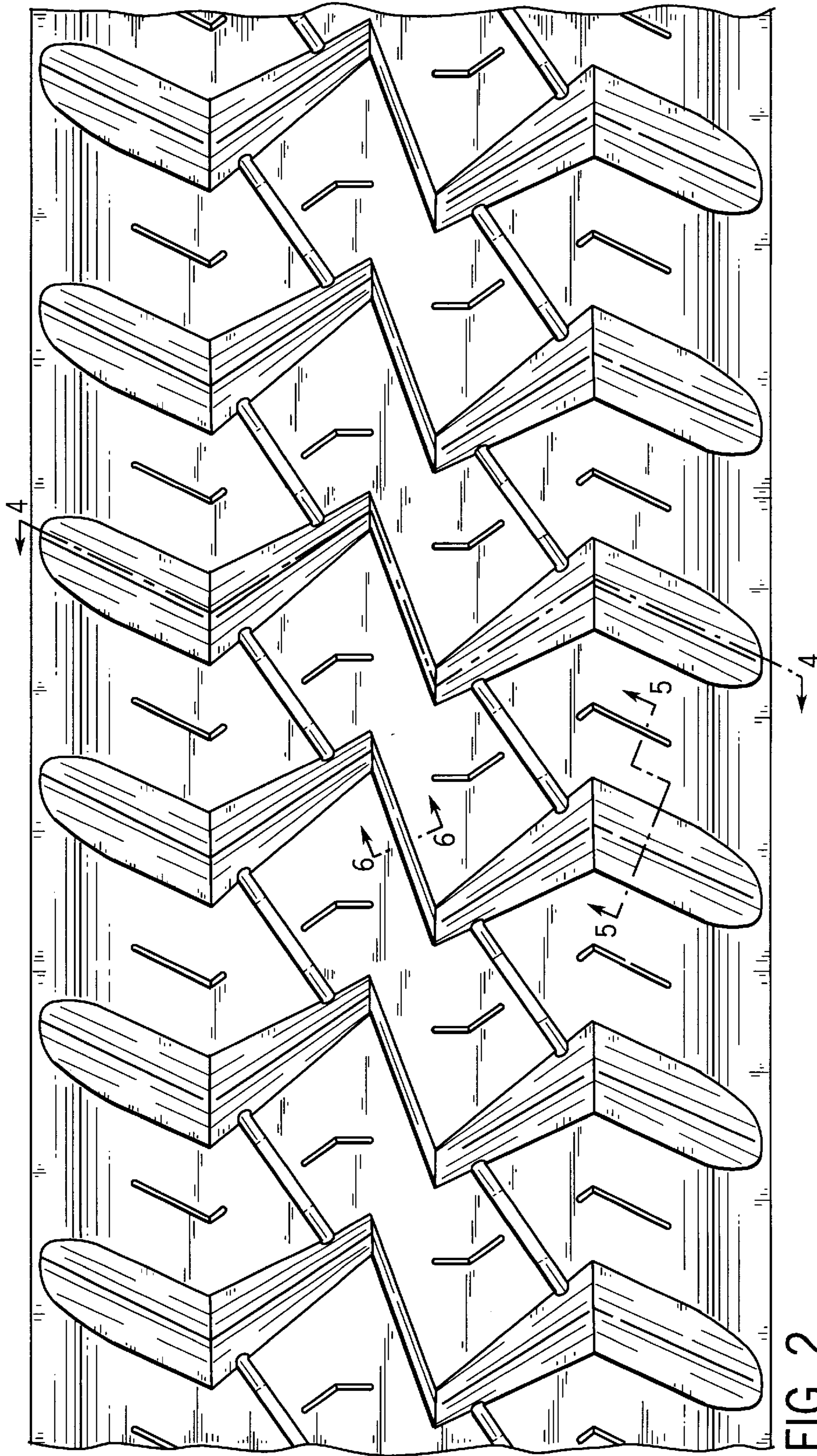


FIG. 2

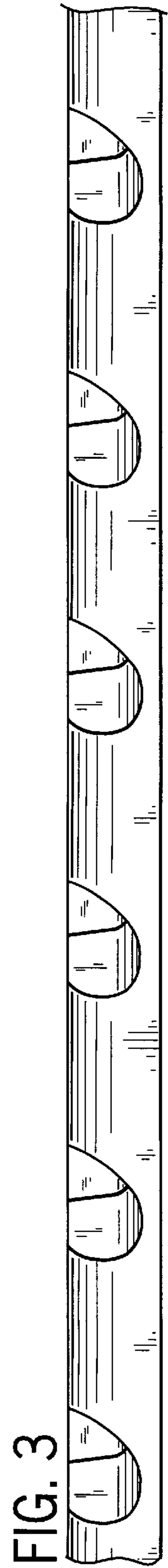


FIG. 3

UNITED STATES PATENT AND TRADEMARK OFFICE  
**CERTIFICATE OF CORRECTION**

PATENT NO. : Des. 415,723  
DATED : Oct. 26, 1999  
INVENTOR(S) : Herbert J. Roelle; Junhai Cai,

It is certified that error appears in the above-identified patent and that said Letters Patent is hereby corrected as shown below:

Change Inventor Name "Junhai" to ~~—Junhui—~~

Signed and Sealed this  
Eleventh Day of July, 2000

Attest:



Q. TODD DICKINSON

Attesting Officer

Director of Patents and Trademarks