



US00D415718S

United States Patent [19]

Aghaci

[11] **Patent Number: Des. 415,718**

[45] **Date of Patent: ** Oct. 26, 1999**

[54] **COMBINED AUTOMOBILE BODY PANELS AND ROOF RACK**

D. 393,609 4/1998 Kanthak et al. D12/91
D. 401,186 11/1998 Abbott et al. D12/91

[76] Inventor: **Abraham Aghaci**, 2016 20th St., Santa Monica, Calif. 90404

Primary Examiner—Melody N. Brown
Attorney, Agent, or Firm—Michael Hurey, Esq.; Kleinberg & Lerner, LLP

[**] Term: **14 Years**

[57] CLAIM

[21] Appl. No.: **29/090,720**

I claim the ornamental design for a combined automobile body panels and roof rack, as shown and described.

[22] Filed: **Jul. 15, 1998**

DESCRIPTION

[51] **LOC (6) Cl.** **12-08**

[52] **U.S. Cl.** **D12/91**

[58] **Field of Search** D12/82-100; 296/185

FIG. 1 is a perspective view of a combined automobile body panels and roof rack showing my new design;
FIG. 2 is a left side view;
FIG. 3 is a top view;
FIG. 4 is a front view; and,
FIG. 5 is a rear view.

[56] References Cited

U.S. PATENT DOCUMENTS

D. 253,763 12/1979 Leguew D12/164
D. 383,710 9/1997 Giuchord et al. D12/91
D. 389,095 1/1998 Stollery D12/91
D. 389,109 1/1998 Stollery D12/173

The broken lines shown in all drawing views are for illustrative purposes only and form no part of the claimed design.

1 Claim, 5 Drawing Sheets


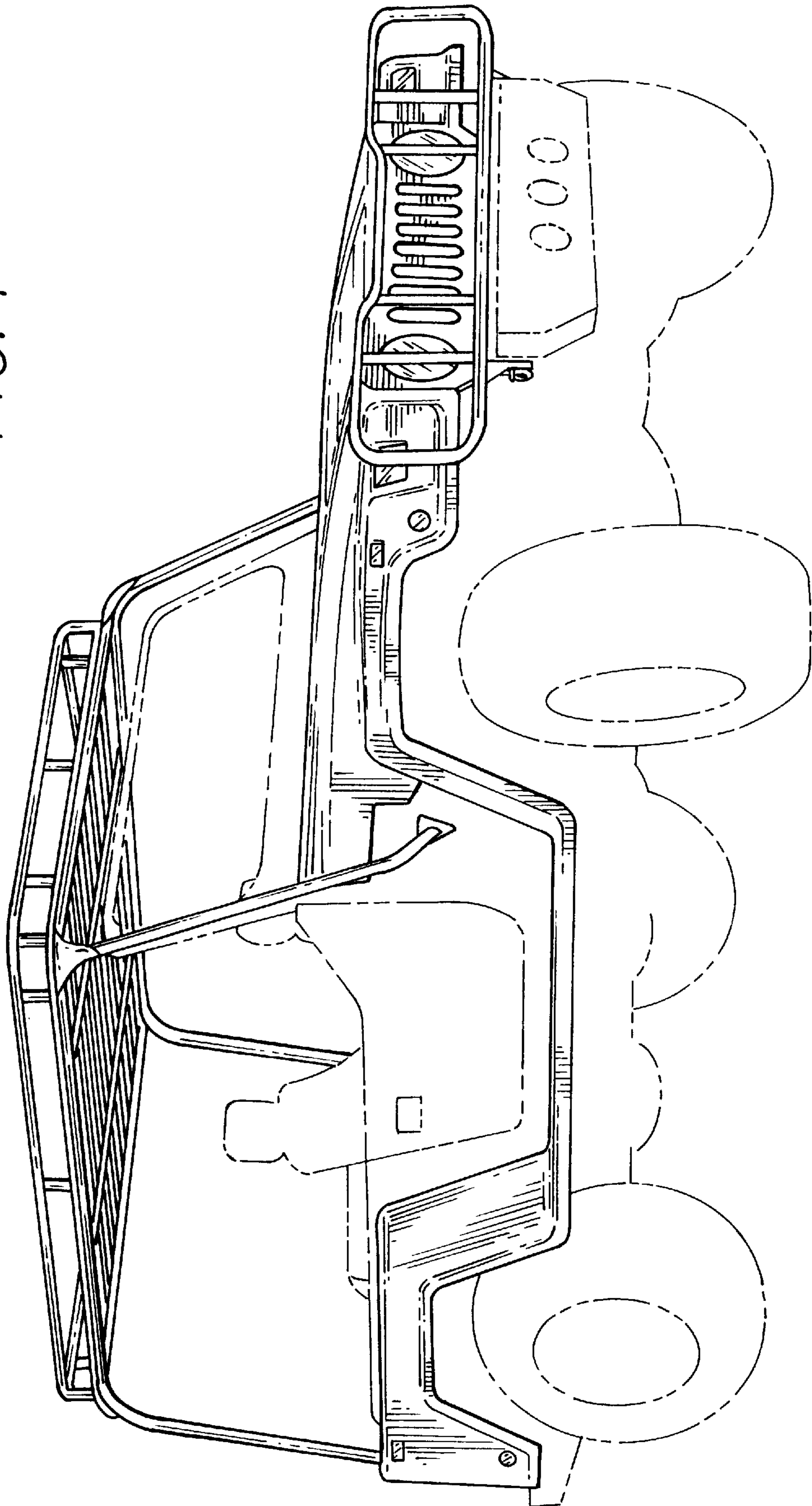


FIG. 1



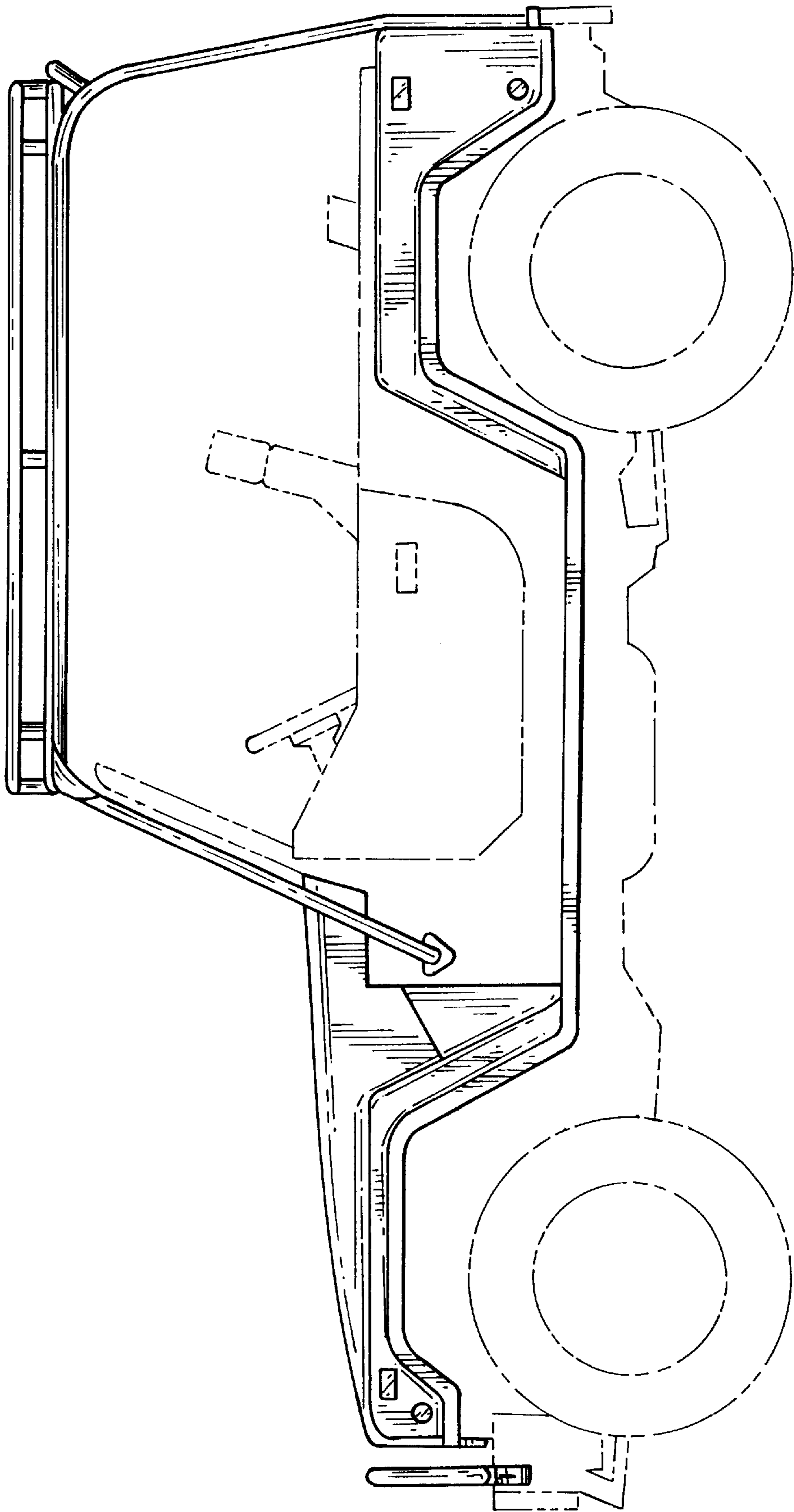


FIG. 2

FIG. 3




FIG. 4

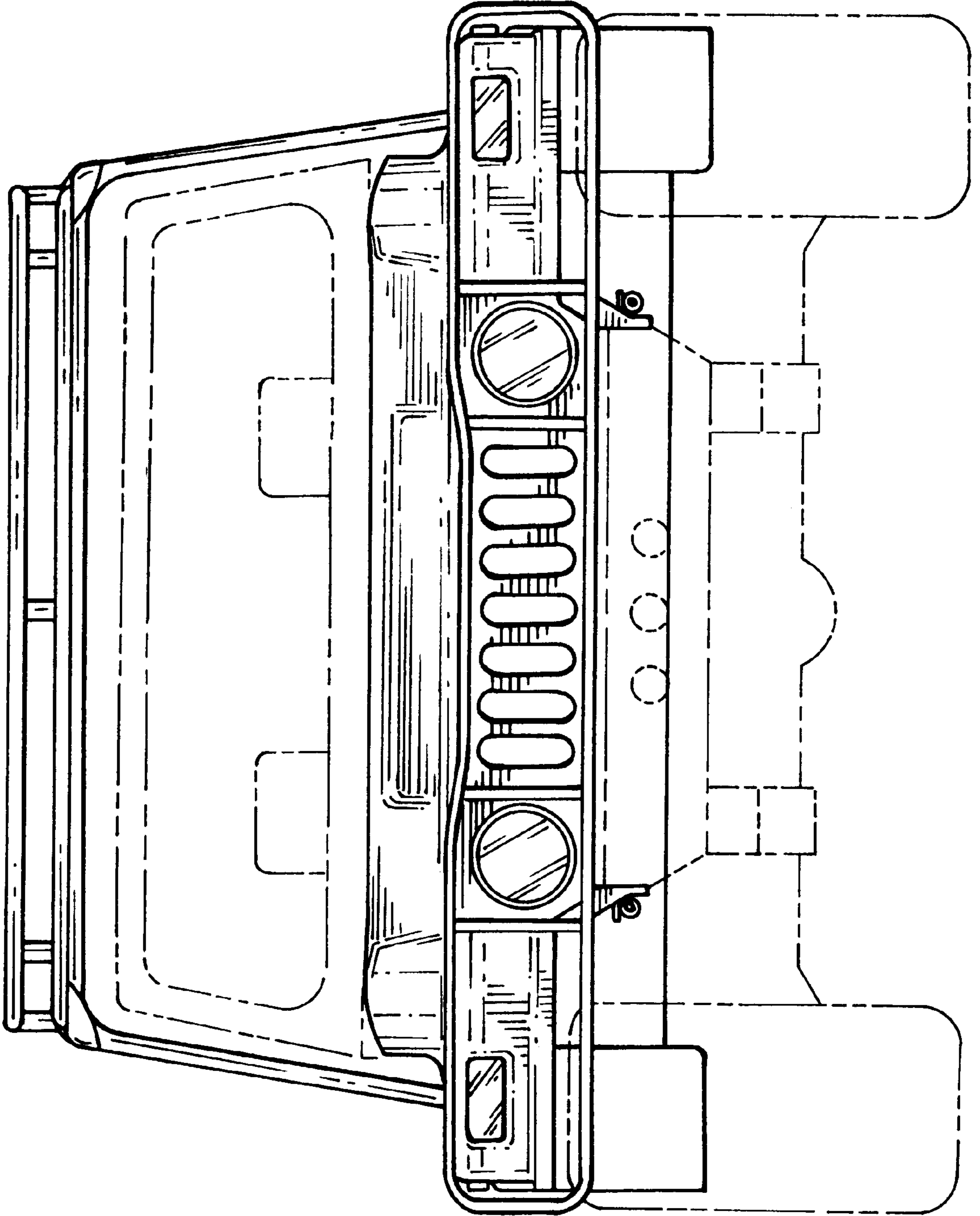


FIG. 5

