



US00D415710S

# United States Patent [19] Toribio

[11] **Patent Number: Des. 415,710**

[45] **Date of Patent: \*\* Oct. 26, 1999**

[54] **WATCH BRACELET**

[75] **Inventor: Nimfa Barz Toribio, Mandaue, Philippines**

[73] **Assignee: Timex Corporation, Middlebury, Conn.**

[\*\*] **Term: 14 Years**

[21] **Appl. No.: 29/066,975**

[22] **Filed: Feb. 25, 1997**

[51] **LOC (6) Cl. .... 11-01**

[52] **U.S. Cl. .... D11/6**

[58] **Field of Search ..... D11/1-18, 93-94; 59/78, 80, 81, 82, 84; 63/1.1, 2, 3, 4, 5.1, 21**

[56] **References Cited**

**U.S. PATENT DOCUMENTS**

43,234	11/1864	Robbins	.....	D11/12
43,942	4/1864	Robbins	.....	D11/12
43,943	4/1864	Robbins	.....	D11/12

D. 256,385	8/1980	Fields	.....	D11/11
D. 322,416	12/1991	Nakagawa	.....	D11/6
D. 335,637	5/1993	Azrielan	.....	D11/4
1,046,850	12/1912	Patten	.....	D11/15
1,592,141	7/1926	Jaeger	.....	D11/93

*Primary Examiner*—Ralf Seifert  
*Attorney, Agent, or Firm*—Paul R. Juhasz

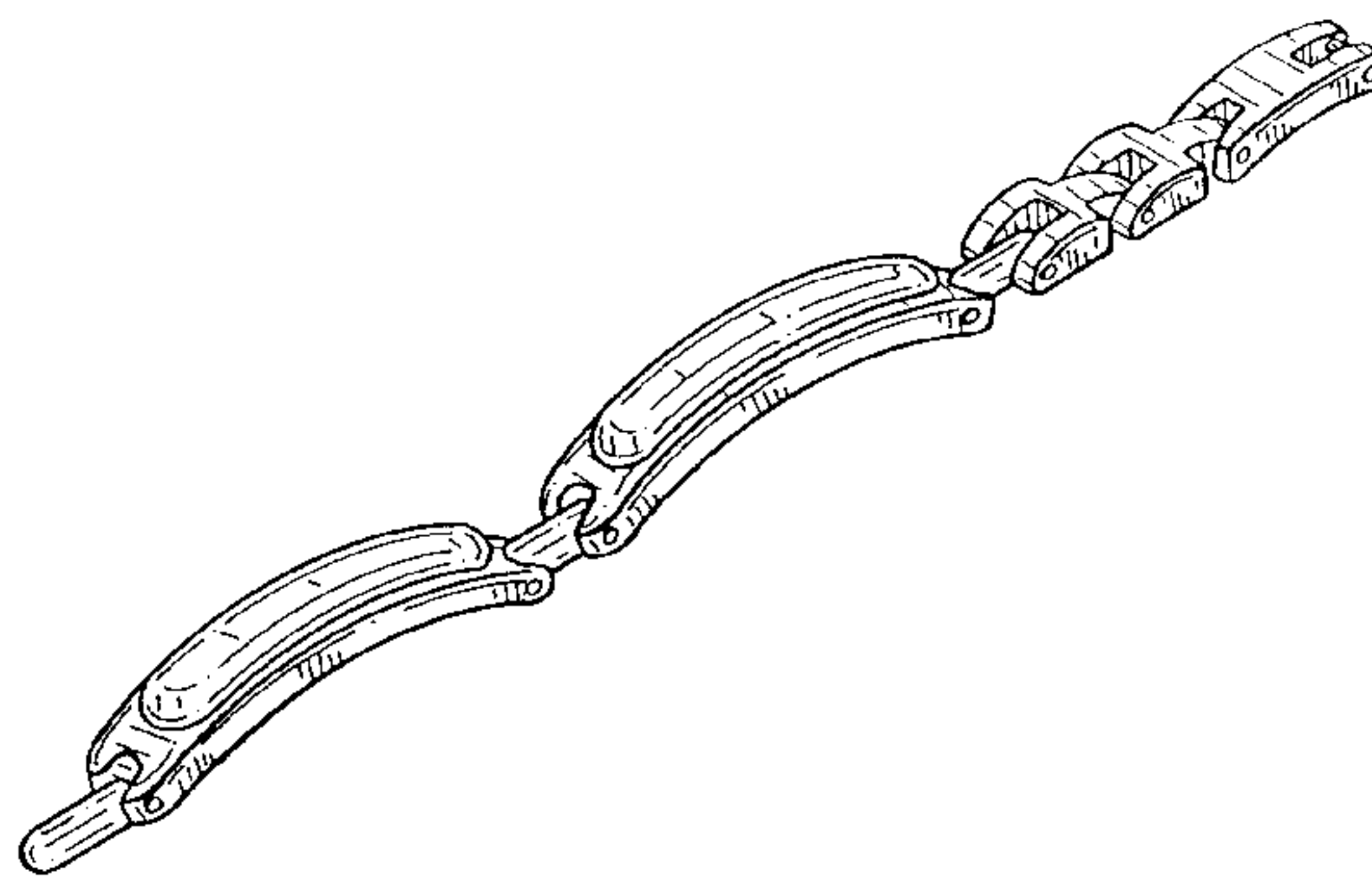
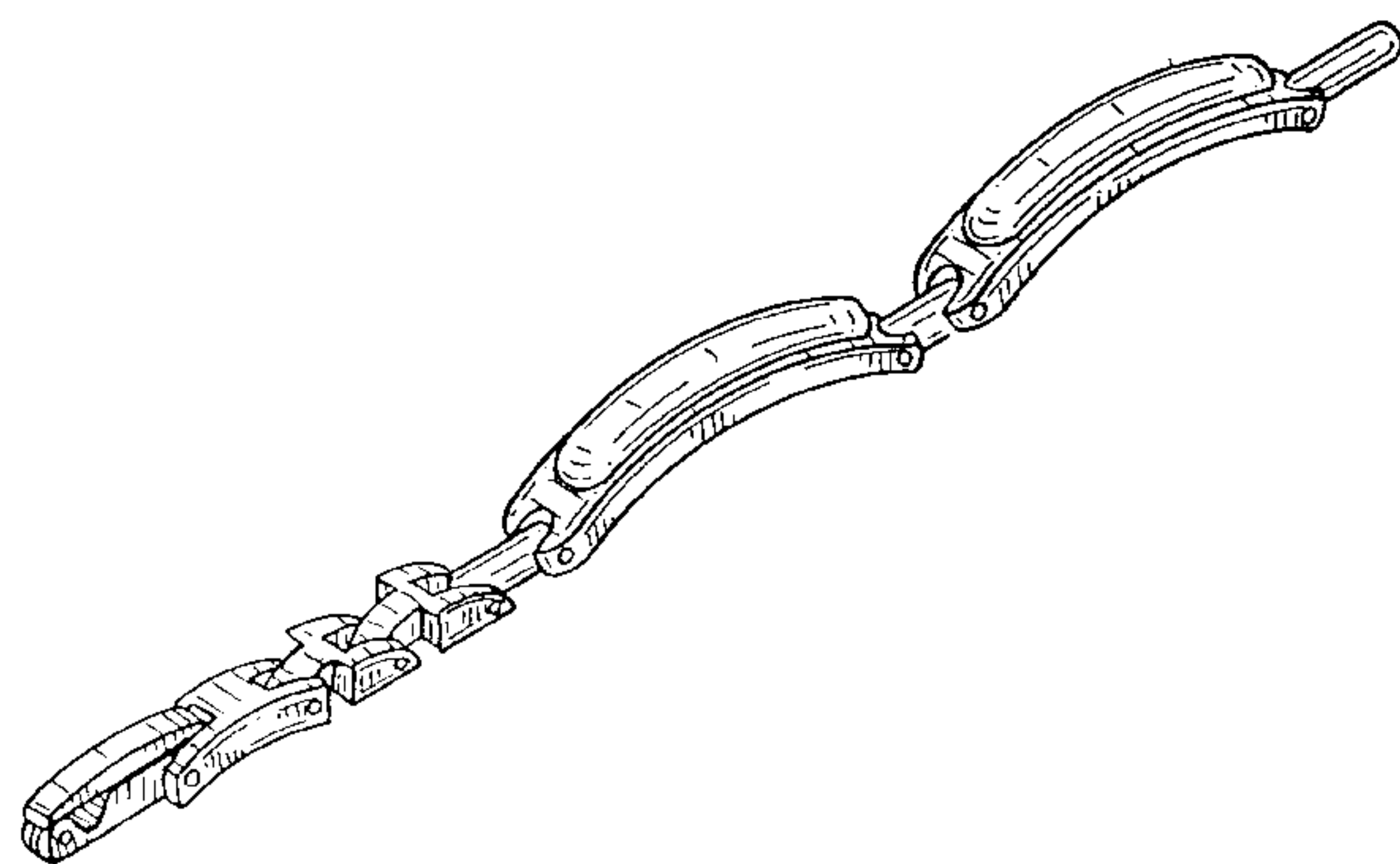
[57] **CLAIM**

The ornamental design for a watch bracelet, as shown and described.

**DESCRIPTION**

FIG. 1 is a perspective view of a watch bracelet showing my new design;  
FIG. 2 is a top plan view thereof;  
FIG. 3 is a right side elevational view thereof;  
FIG. 4 is a left side elevational view thereof;  
FIG. 5 is a bottom plan view thereof;  
FIG. 6 is an end elevational view thereof; and,  
FIG. 7 is the other end elevational view thereof.

**1 Claim, 2 Drawing Sheets**



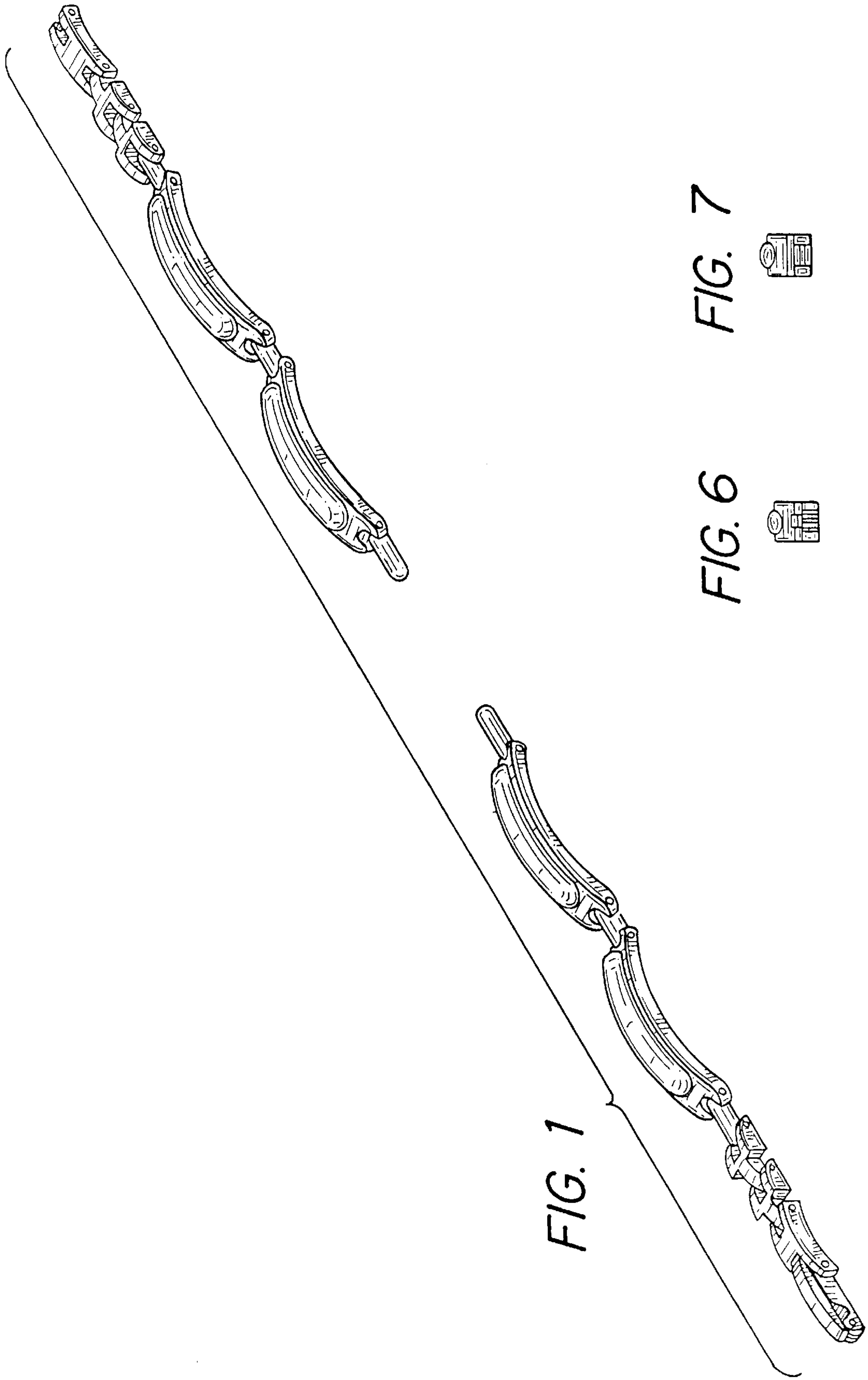


FIG. 2

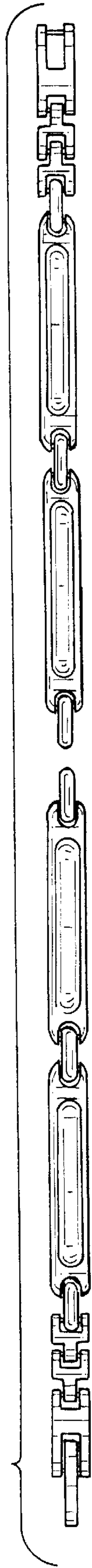


FIG. 3

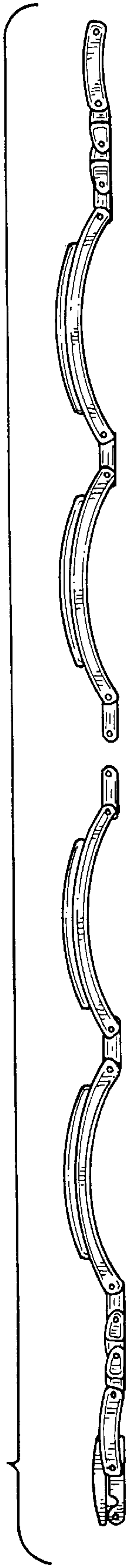


FIG. 4

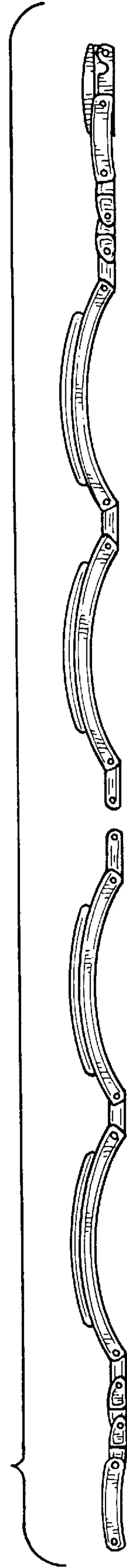


FIG. 5

