



US00D415695S

United States Patent [19] Perkins

[11] Patent Number: **Des. 415,695**

[45] Date of Patent: **** Oct. 26, 1999**

[54] **ANALOG TIMEPIECE**

[75] Inventor: **Mario Perkins**, Houston, Tex.

[73] Assignee: **Mario Lavelle Perkins**, Houston, Tex.

[**] Term: **14 Years**

[21] Appl. No.: **29/080,085**

[22] Filed: **Nov. 28, 1997**

[51] **LOC (6) Cl.** **10-01**

[52] **U.S. Cl.** **D10/30; D10/126**

[58] **Field of Search** D10/1-40, 127-132;
368/223, 238, 227, 232, 27-28, 15, 21,
285, 37

[56] **References Cited**

U.S. PATENT DOCUMENTS

- D. 167,787 9/1952 Witmer .
- D. 184,069 12/1958 Rademacker .
- D. 198,536 6/1964 Dold .
- D. 224,550 8/1972 Fainsilber .

- D. 240,123 6/1976 DeLorenzo D10/23
- D. 357,871 5/1995 Biancardi D10/22
- D. 360,365 7/1995 Mejaski D10/3
- 1,153,492 9/1915 Hoitinga .
- 3,766,727 10/1973 Didik 368/15
- 5,197,043 3/1993 Strader 368/27
- 5,220,539 6/1993 McDuffee 368/28

Primary Examiner—Nelson C. Holtje

[57] **CLAIM**

The ornamental design for an analog timepiece, as shown and described.


DESCRIPTION

FIG. 1 is a front elevational view of an analog timepiece showing my new design; and,

FIG. 2 is a right side elevational view thereof, the left side being a mirror image thereof.

The rear is plain, unornamented, and not being claimed as part of my design.

1 Claim, 2 Drawing Sheets






FIG. 1




FIG. 2