



US00D415664S

United States Patent [19]
Rapoport et al.

[11] **Patent Number: Des. 415,664**

[45] **Date of Patent: ** Oct. 26, 1999**

[54] **ROTARY DRIVEN HAND TOOL**

D. 292,771 11/1987 Kim D8/25
D. 329,178 9/1992 Ackerman D8/21
D. 347,983 6/1994 Lee D8/25

[76] Inventors: **Bruce R. Rapoport**, deceased, late of Media, Pa.; by Mary F. Rapoport, executrix, 8 Bonnie La., Media, Pa. 19063

Primary Examiner—Ted Shooman
Assistant Examiner—Richelle Shelton
Attorney, Agent, or Firm—Robert B. Famiglio; Douglas Wm. Massinger; Famiglio & Associates

[**] Term: **14 Years**

[21] Appl. No.: **29/058,991**

[57] **CLAIM**

[22] Filed: **Aug. 30, 1996**

The ornamental design for a rotary driven hand tool, as shown and described.

[51] **LOC (6) Cl.** **08-05**

[52] **U.S. Cl.** **D8/21; D8/25; D8/61**

[58] **Field of Search** D8/21-29, 107, D8/61; 81/177.1, 436, 177.85, 58, 57.39, 57.42, 57.43, 58.1

DESCRIPTION


FIG. 1 is a perspective view of a rotary driven hand tool showing my new design;
FIG. 2 is a front elevational view thereof;
FIG. 3 is a rear elevational view thereof;
FIG. 4 is a right side elevational view thereof; and,
FIG. 5 is a left side elevational view thereof.

[56] **References Cited**

U.S. PATENT DOCUMENTS

D. 255,979 7/1980 Boursaw D8/25
D. 271,937 12/1983 Combs D8/25

1 Claim, 5 Drawing Sheets






FIG. 1




FIG.2




FIG.3




FIG. 4




FIG. 5