



US00D415651S

United States Patent [19]
Trombly

[11] **Patent Number: Des. 415,651**

[45] **Date of Patent: ** Oct. 26, 1999**

[54] **MUG LID**

[75] **Inventor: Edgar F. Trombly, Grosse Point Farms, Mich.**

[73] **Assignee: Punch Products USA, Rahway, N.J.**

[**] **Term: 14 Years**

[21] **Appl. No.: 29/091,628**

[22] **Filed: Aug. 3, 1998**

[51] **LOC (6) Cl. 07-99**

[52] **U.S. Cl. D7/392.1; D7/392; D7/391; D7/396.2**

[58] **Field of Search** D7/391, 392, 392.1, D7/601, 602, 608, 538, 541, 542, 510, 511, 396.2, 612, 536; D9/503, 435, 440, 445, 446, 447, 454; 220/711, 713, 254

[56] **References Cited**

U.S. PATENT DOCUMENTS

D. 282,616 2/1986 Gallagher et al. D7/392.1 X

D. 317,411 6/1991 Holmes D9/435
D. 384,282 9/1997 Wong D9/445 X
D. 384,860 10/1997 Trombly D7/536
5,477,979 12/1995 Gossling et al. 220/713
5,820,016 10/1998 Stropkay 220/713 X

Primary Examiner—M. N. Pandozzi
Attorney, Agent, or Firm—Howard C. Miskin

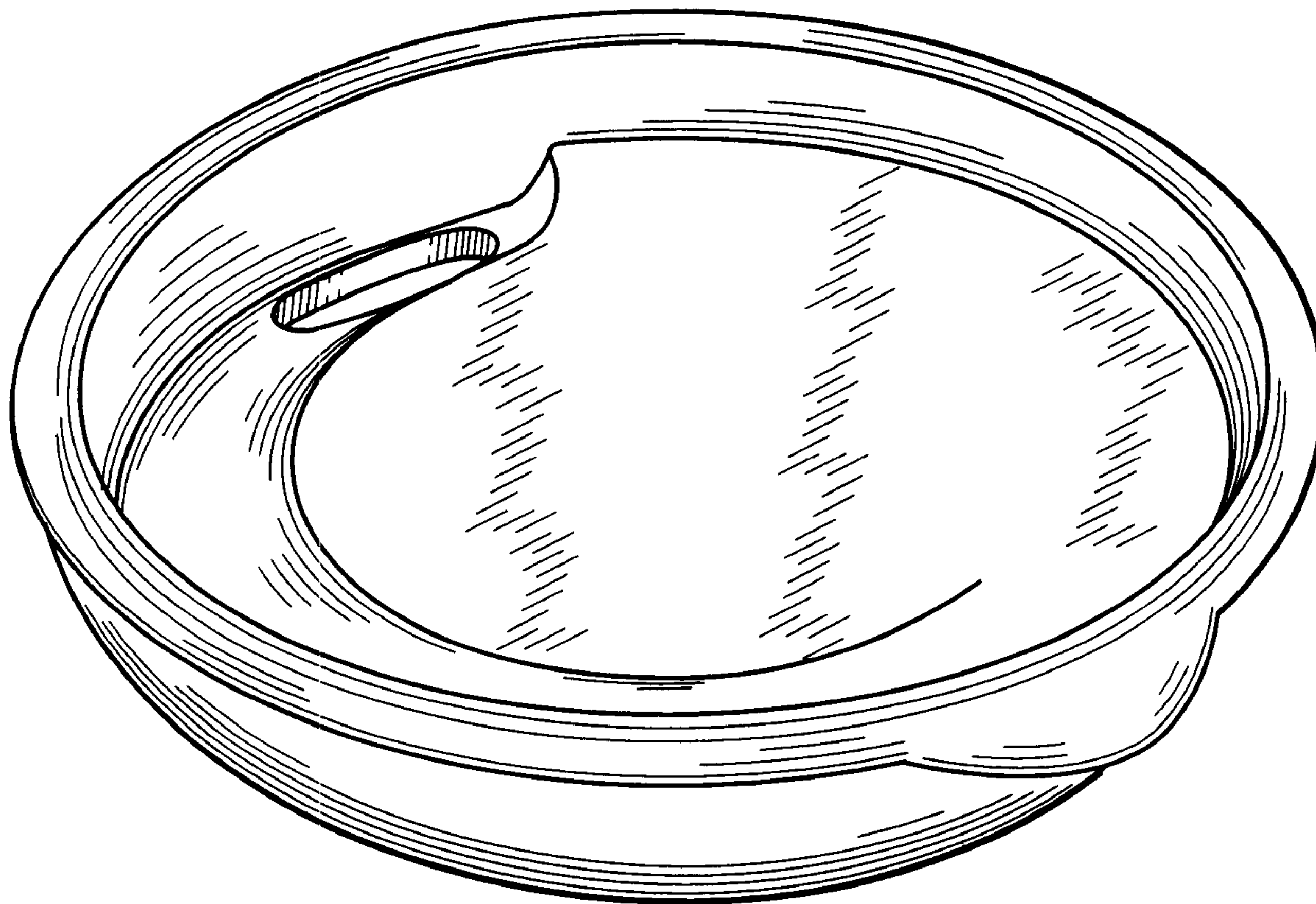
[57] **CLAIM**

The ornamental design for a mug lid, as shown and described.

DESCRIPTION

FIG. 1 is a perspective view of a mug lid showing my new design;
FIG. 2 is a side view showing the opening tab on the left;
FIG. 3 is a side view showing the opening tab on the right;
FIG. 4 is a side view showing the opening tab to the front;
FIG. 5 is a side view showing the opening tab to the rear;
FIG. 6 is a top plan view; and,
FIG. 7 is a bottom plan view.

1 Claim, 4 Drawing Sheets



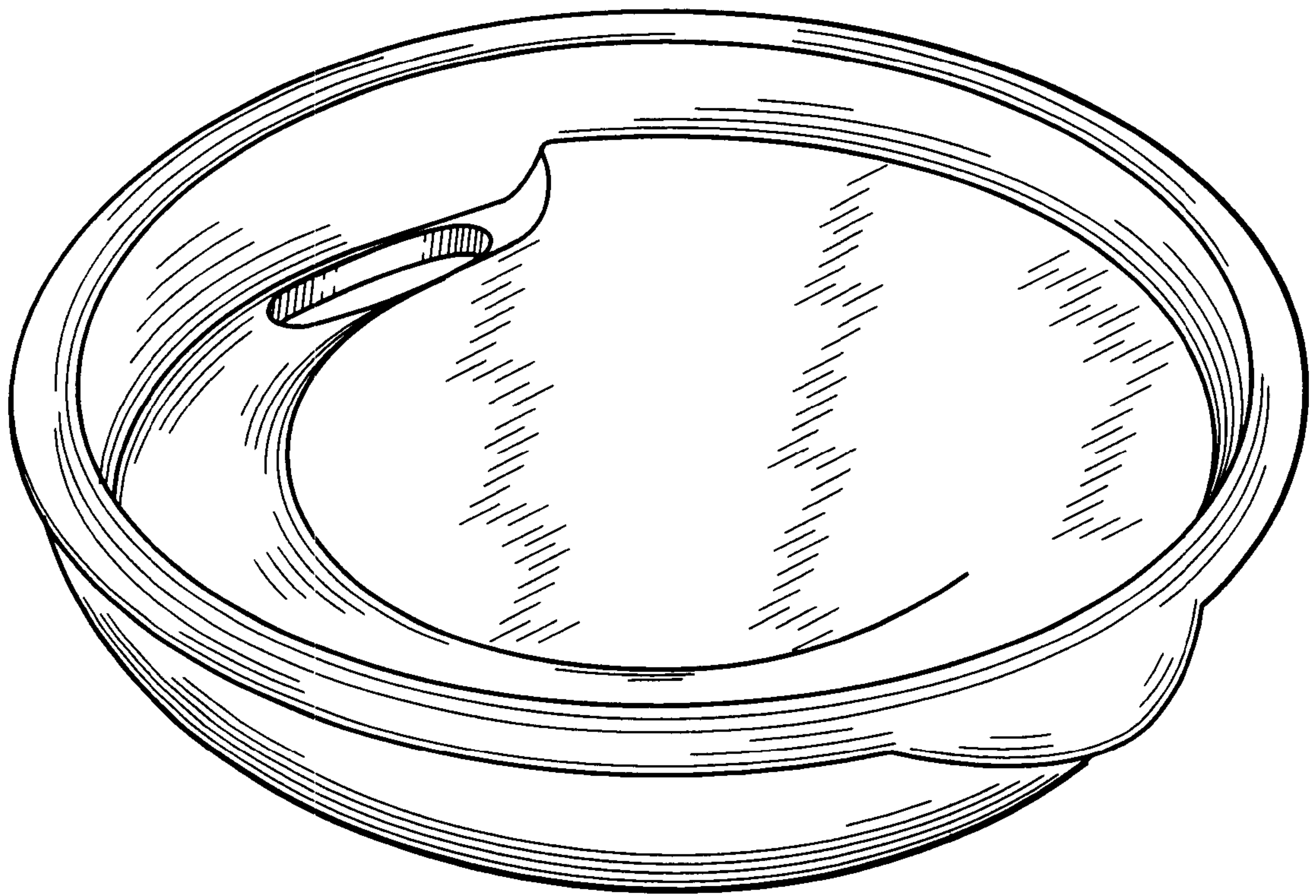


FIG. 1




FIG. 2




FIG. 3

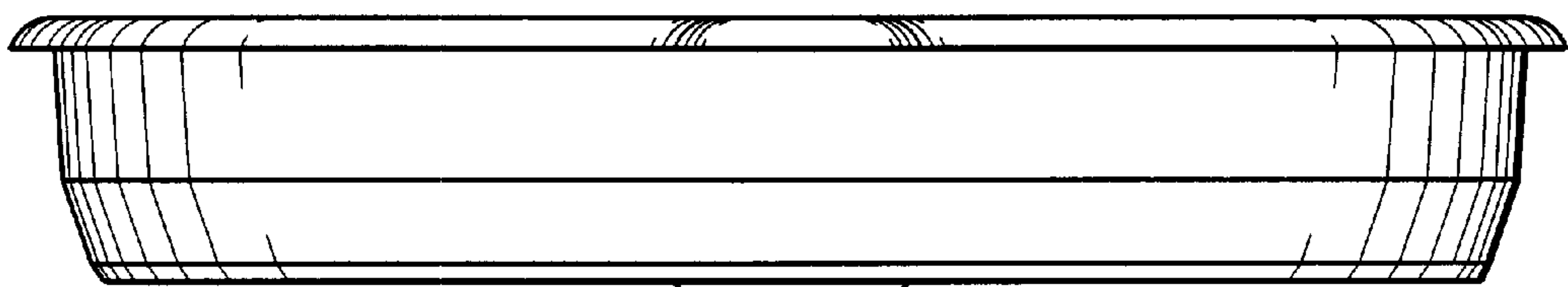


FIG. 4




FIG. 5

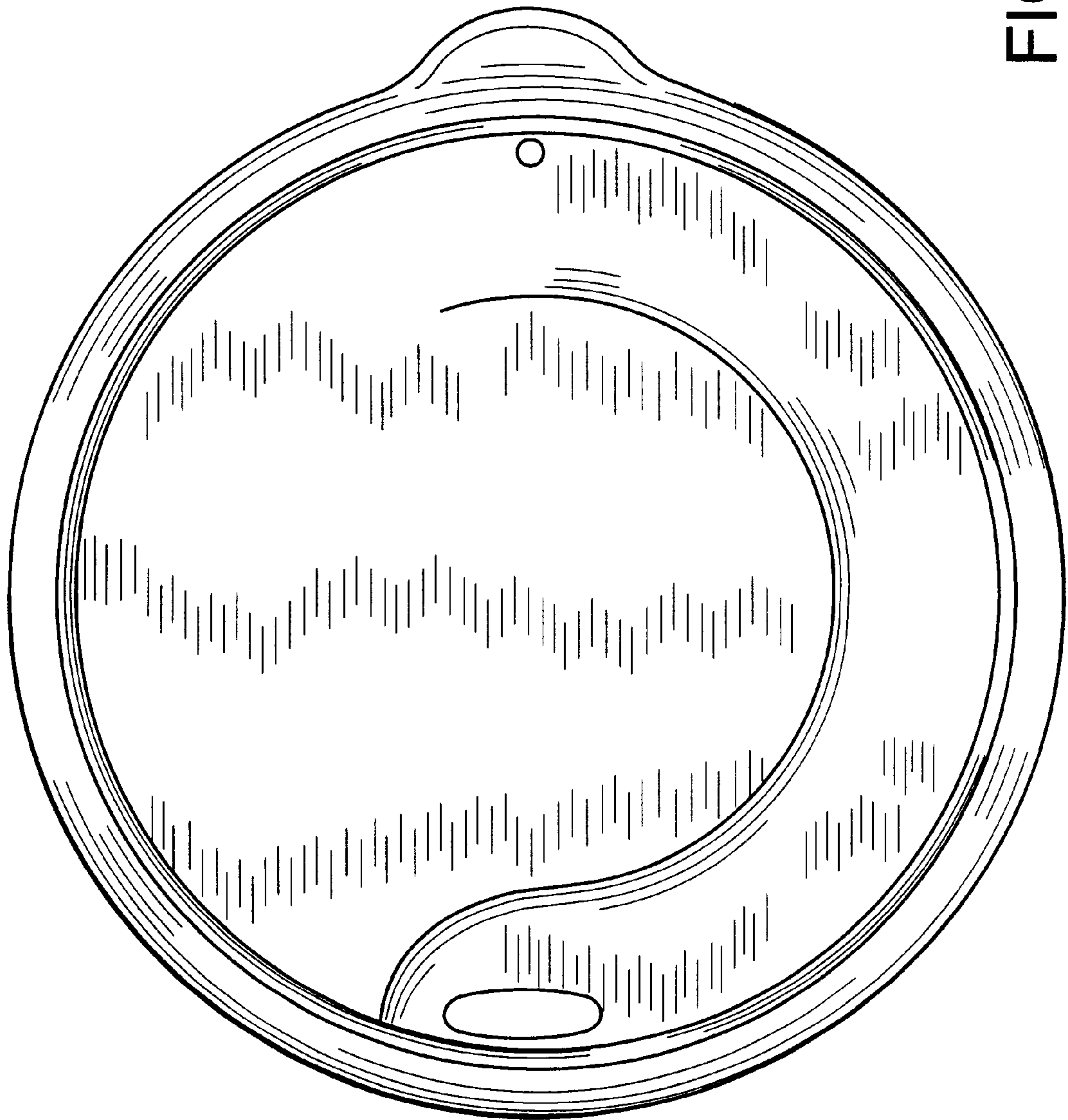


FIG. 6

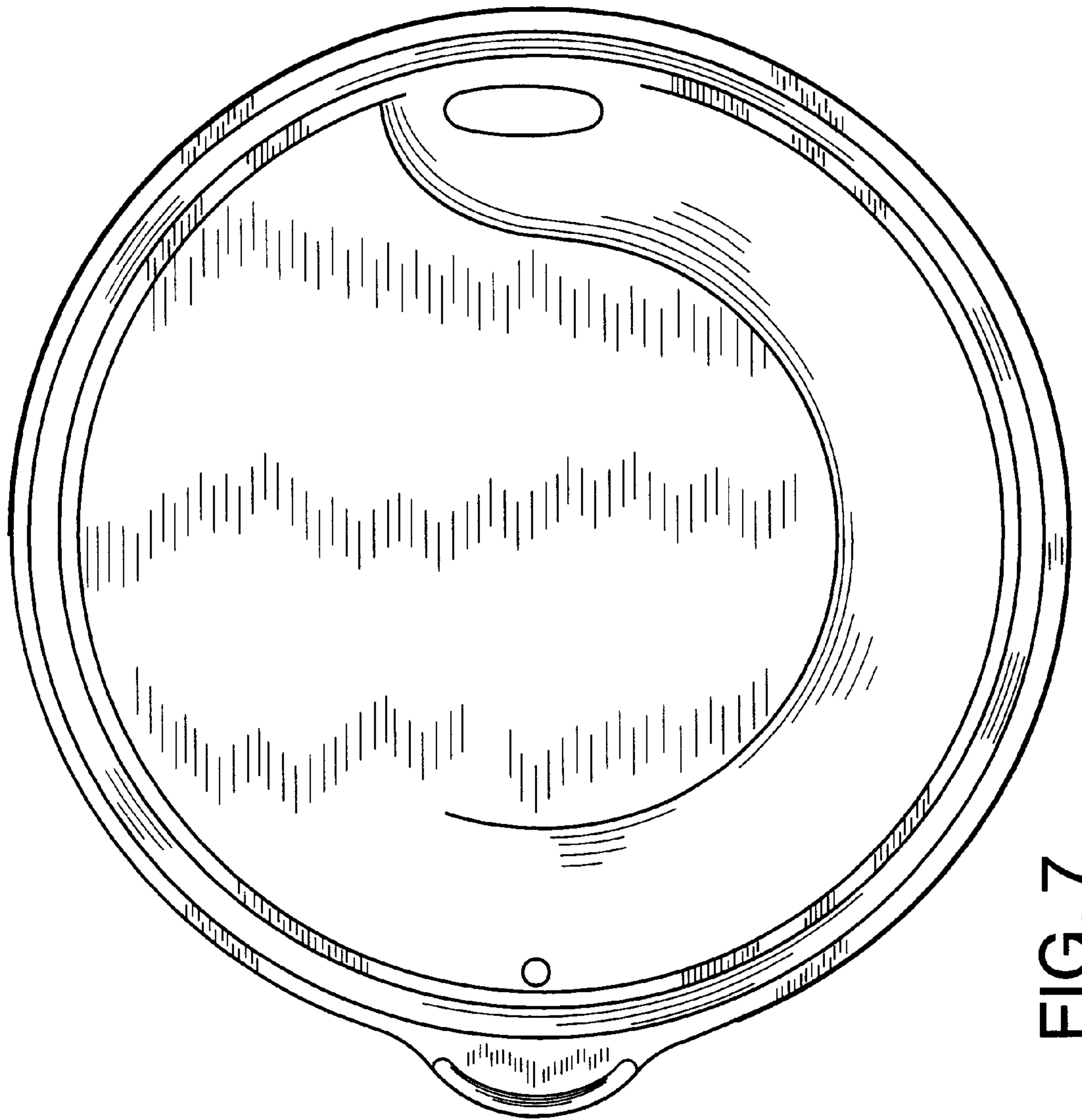


FIG. 7