



US00D415645S

United States Patent [19] Goodwin

[11] Patent Number: **Des. 415,645**

[45] Date of Patent: **** Oct. 26, 1999**

[54] WINDOW SHADE

1,997,484 4/1935 Collins D6/576 X
3,817,309 6/1974 Takazawa .

[76] Inventor: **Amy Goodwin**, 100 Lincoln Rd.,
Lincoln, Mass. 01773

Primary Examiner—Louis S. Zarfes

Assistant Examiner—Monica A. Weingart

[**] Term: **14 Years**

Attorney, Agent, or Firm—Gary E. Lambert; Lambert &
Garrison

[21] Appl. No.: **29/095,580**

[57] CLAIM

[22] Filed: **Oct. 27, 1998**

The ornamental design for a window shade, as shown and
described.

[51] LOC (6) Cl. **06-10**

[52] U.S. Cl. **D6/576; D6/575; D6/580**

[58] Field of Search D6/575, 576, 580;
D5/25, 26, 32, 37, 41; 160/237, 238, 330

DESCRIPTION

[56] References Cited

U.S. PATENT DOCUMENTS

D. 64,691	5/1924	Schwarz	D5/25 X
D. 105,660	8/1937	Freeman	D5/25 X
D. 140,963	8/1945	Pester	D5/25
320,245	6/1885	Hamm .	
D. 378,875	4/1997	Miller	D5/25
D. 409,000	5/1999	Dwiggins et al.	D5/25 X
1,630,344	5/1927	Iligan	160/237
1,879,695	9/1932	Leissner .	

FIG. 1 is a front view of a window shade which embodies
my design;

FIG. 2 is a top view of the FIG. 1 design;


FIG. 3 is a side view of the FIG. 1 design;

FIG. 4 is a partial enlarged view of the FIG. 1 design; and,

FIG. 5 is an alternative embodiment of a partial enlarged
view of the FIG. 1 design.

The broken line showing of a window frame in FIG. 1 is for
illustrative purposes only and forms no part of the claimed
design.

1 Claim, 3 Drawing Sheets






FIG. 1




FIG.2



FIG.3

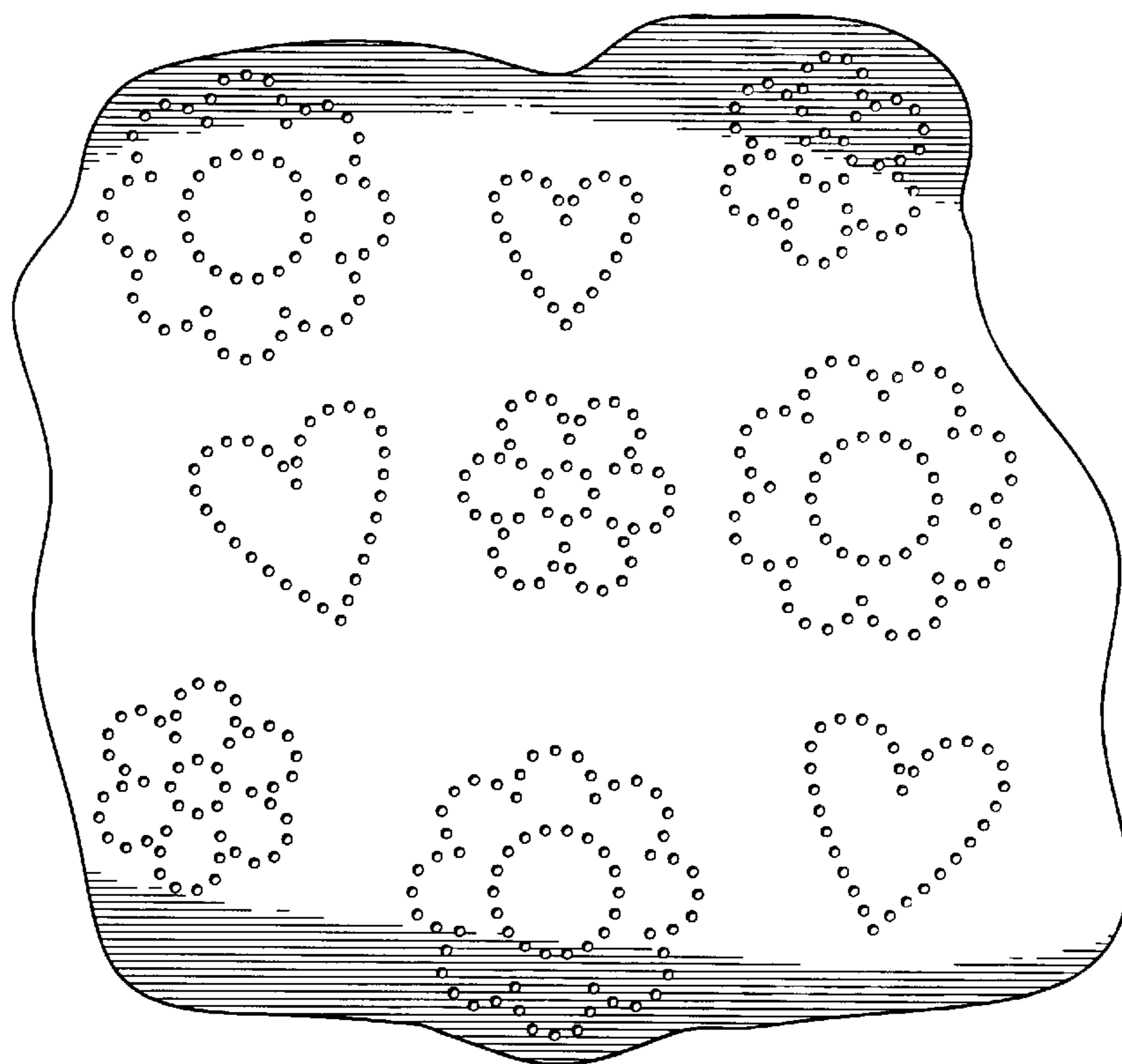


FIG. 4

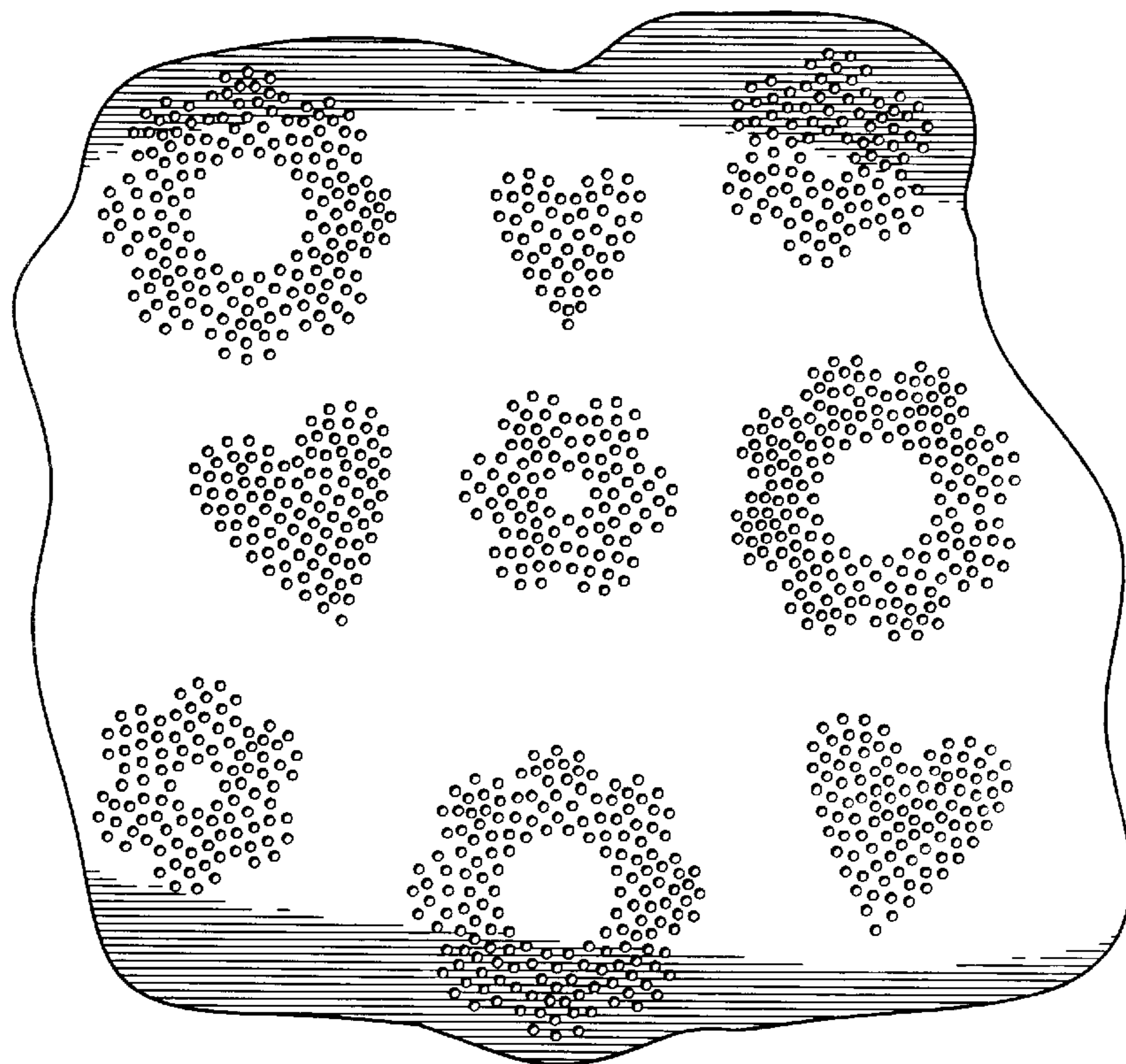


FIG. 5