



US00D415631S

# United States Patent [19] Wilson

[11] Patent Number: **Des. 415,631**

[45] Date of Patent: **\*\* Oct. 26, 1999**

[54] **STORAGE UNIT**

[76] Inventor: **Susan B. Wilson**, 2204 Dundas Street West, Toronto, Ontario, Canada, M6R 1X3

[\*\*] Term: **14 Years**

[21] Appl. No.: **29/080,288**

[22] Filed: **Nov. 14, 1997**

[51] **LOC (6) Cl.** ..... **06-04**

[52] **U.S. Cl.** ..... **D6/458**

[58] **Field of Search** ..... D6/455, 457, 458, D6/461, 465, 467-469, 476, 474, 477, 479, 403, 405; 211/112, 133.5, 133.2, 181.1, 1, 13.1, 49.1, 71, 74, 107, 196, 205; 248/121, 125.1, 125.3, 125.7, 125.9, 27.8; 47/39

[56] **References Cited**

**U.S. PATENT DOCUMENTS**

D. 78,584	5/1929	Niemczyk et al.	.....	D6/460
D. 184,672	3/1959	Fitzgerald	.....	D6/468
D. 282,701	2/1986	Tomlin	.....	D6/457
D. 377,874	2/1997	Wright	.....	D6/461
1,751,505	3/1930	Borland, Jr.	.....	D6/458 X
2,372,073	3/1945	Flournoy	.....	248/125.1 X
4,403,702	9/1983	Belokin, Jr.	.....	D6/476 X

**OTHER PUBLICATIONS**

Ferrocrafft Display Fixtures, catalog No. 65, Three Tier Display No. RS-3, p. 33, 1965.

*Primary Examiner*—James Gandy

*Assistant Examiner*—Linda Brooks

*Attorney, Agent, or Firm*—Pillsbury Madison & Sutro

[57] **CLAIM**

The ornamental design for a storage unit, as shown and described.

**DESCRIPTION**

FIG. 1 is a perspective side view of the storage unit having six storage baskets, the opposite side being a mirror image.



FIG. 2 is a perspective side view of a second embodiment of FIG. 1, the only difference being the decreased number of baskets, it being understood that all the other surfaces are the same as those shown in the embodiment of FIG. 1.

FIG. 3 is a perspective side view of a third embodiment of FIG. 1, the only difference being the decreased number of baskets, it being understood that all the other surfaces are the same as those shown in the embodiment of FIG. 1.

FIG. 4 is a greatly enlarged top view of the storage unit of FIG. 1; and,

FIG. 5 is an enlarged top view of the storage unit of FIG. 1 with the baskets arranged asymmetrically about the central post.

**1 Claim, 5 Drawing Sheets**








FIG. 1






FIG. 2






FIG. 3






FIG. 4



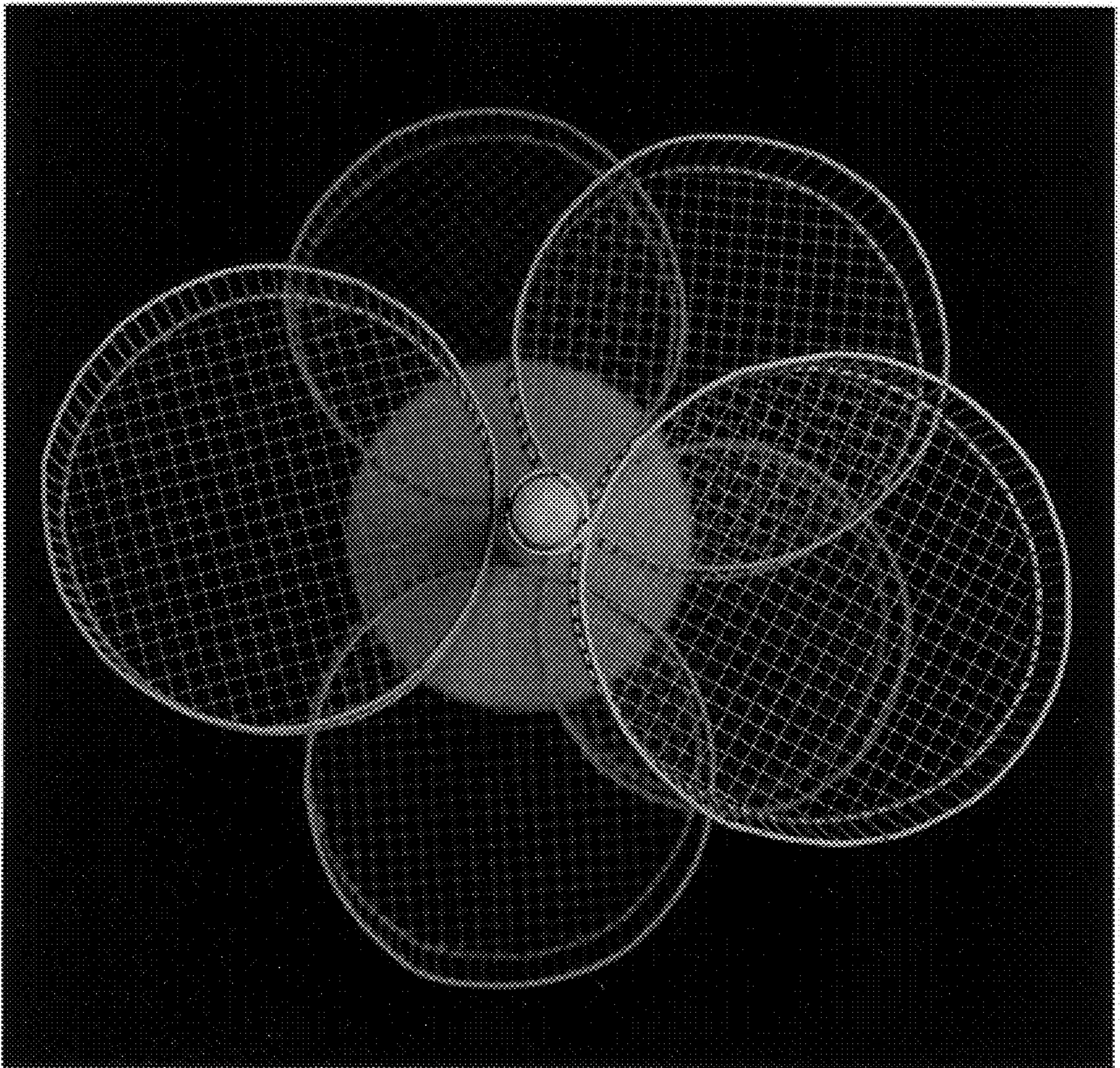


FIG. 5