



US00D415624S

**United States Patent** [19]  
**Caldwell**

[11] **Patent Number: Des. 415,624**

[45] **Date of Patent: \*\* Oct. 26, 1999**

[54] **CHAIR**

[76] Inventor: **John Caldwell**, 901 El Centro St.,  
South Pasadena, Calif. 91030

[\*\*] Term: **14 Years**

[21] Appl. No.: **29/037,869**

[22] Filed: **Apr. 21, 1995**

[51] **LOC (6) Cl.** ..... **06-01**

[52] **U.S. Cl.** ..... **D6/376; D6/379; D6/380**

[58] **Field of Search** ..... D6/334, 358, 369,  
D6/370, 374, 376, 379, 380, 500, 501,  
502; 297/445.1

[56] **References Cited**

**U.S. PATENT DOCUMENTS**

D. 206,154	11/1966	Bradley	.....	D6/369
D. 223,824	6/1972	Caldwell	.....	D6/376
D. 316,338	4/1991	Frinier	.....	D6/380
D. 342,391	12/1993	Caldwell	.....	D6/376
D. 358,947	6/1995	Weiss	.....	D6/376
D. 363,826	11/1995	Martin	.....	D6/370

**OTHER PUBLICATIONS**

Brown Jordan Golden Anniversay Catalog, 1995.  
Woodard Gallary Catalog, 1992.  
Tropitone Catalog, 1989.

*Primary Examiner*—Gary D. Watson  
*Attorney, Agent, or Firm*—Knobbe, Martens, Olson & Bear,  
LLP


[57] **CLAIM**

The ornamental design for a chair, as shown and described.

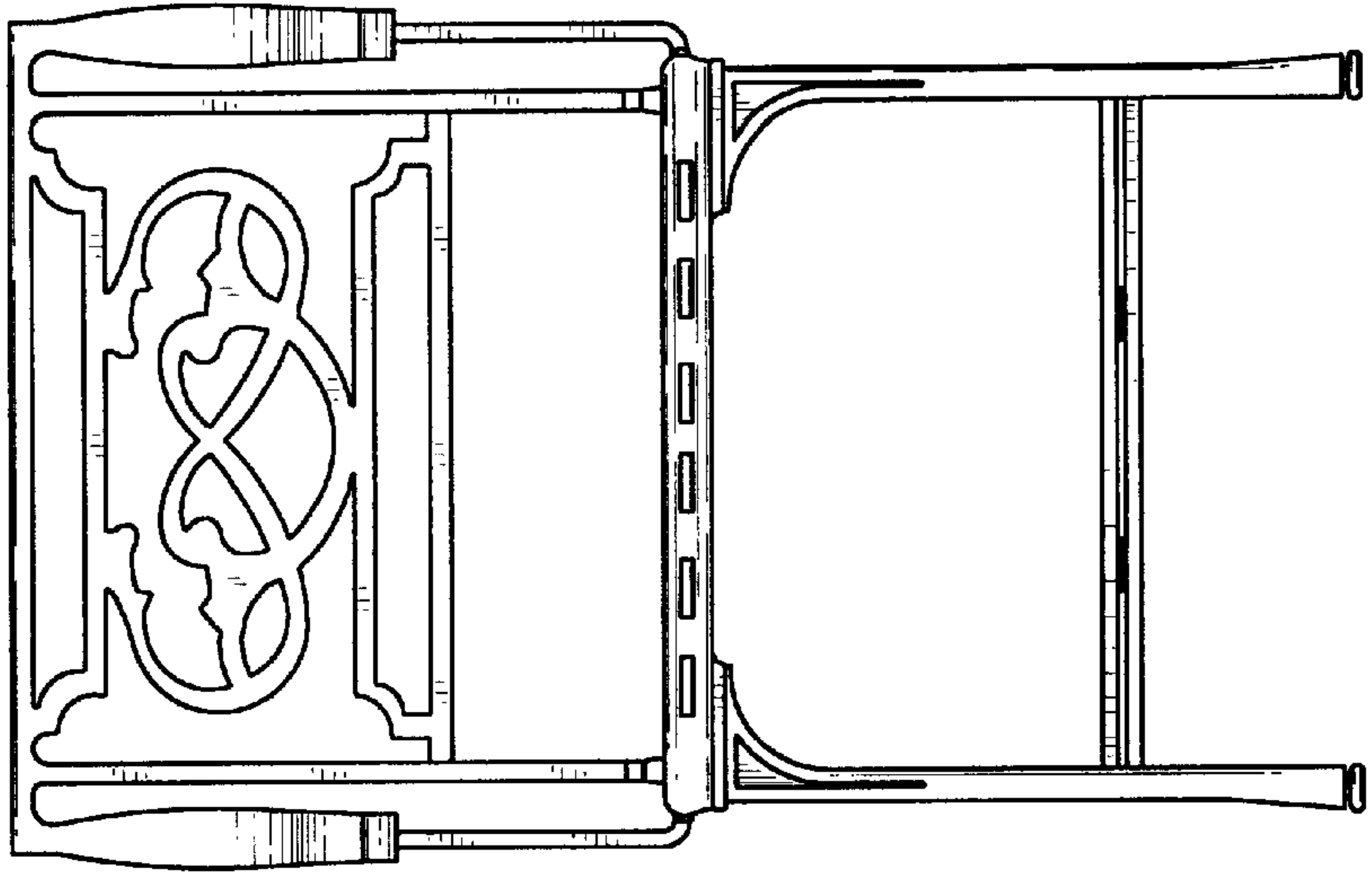
**DESCRIPTION**

FIG. 1 is a front elevational view of the chair of the present invention;  
FIG. 2 is a rear elevational thereof;  
FIG. 3 is a left side elevational view thereof, the right side elevational view being a mirror image thereof;  
FIG. 4 is a top plan view thereof;  
FIG. 5 is a bottom plan view thereof; and,  
FIG. 6 is a front perspective view thereof.  
FIGS. 4 through 6 have been shown on an enlarged scale with respect to the other views.

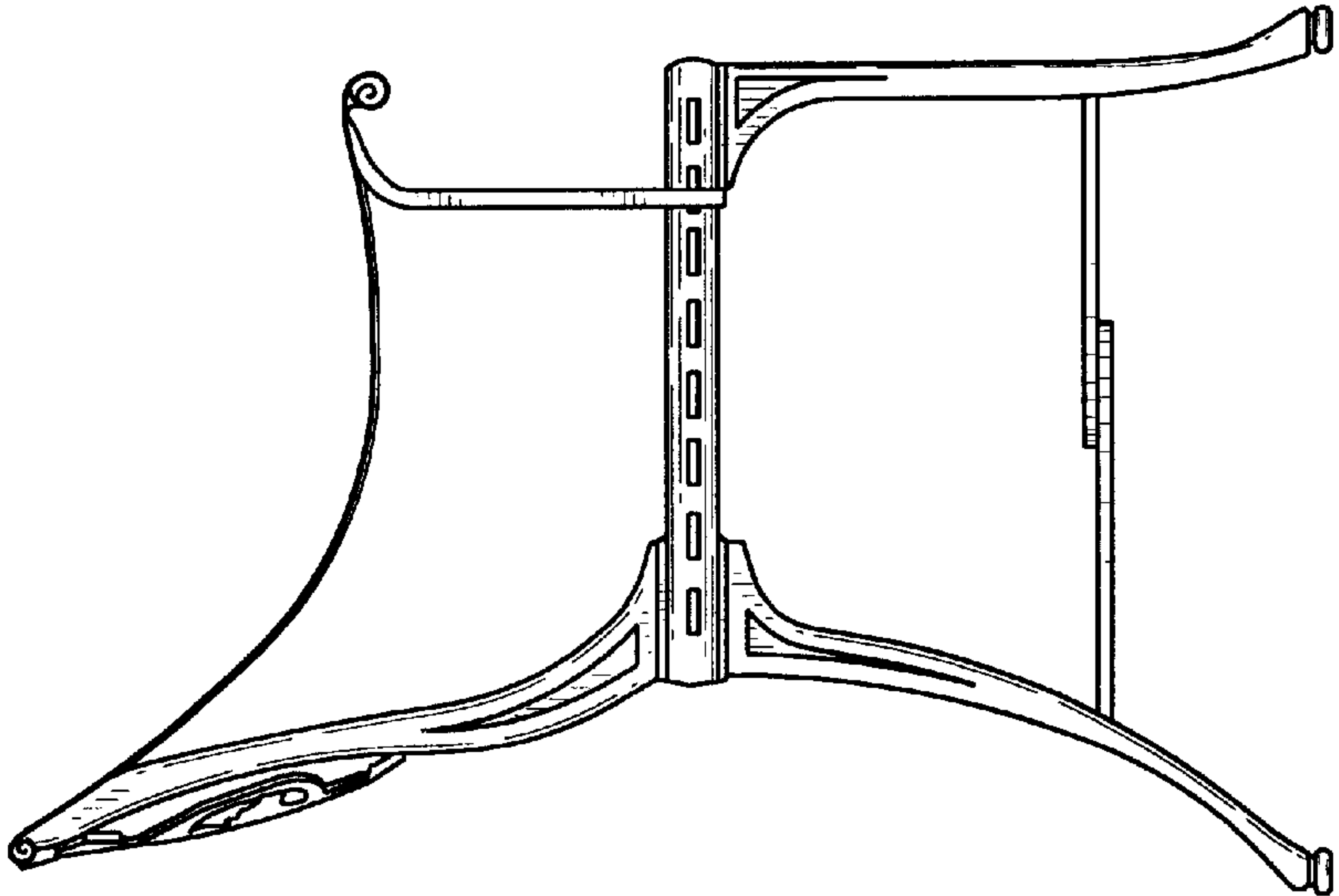
**1 Claim, 3 Drawing Sheets**




*Fig. 1*



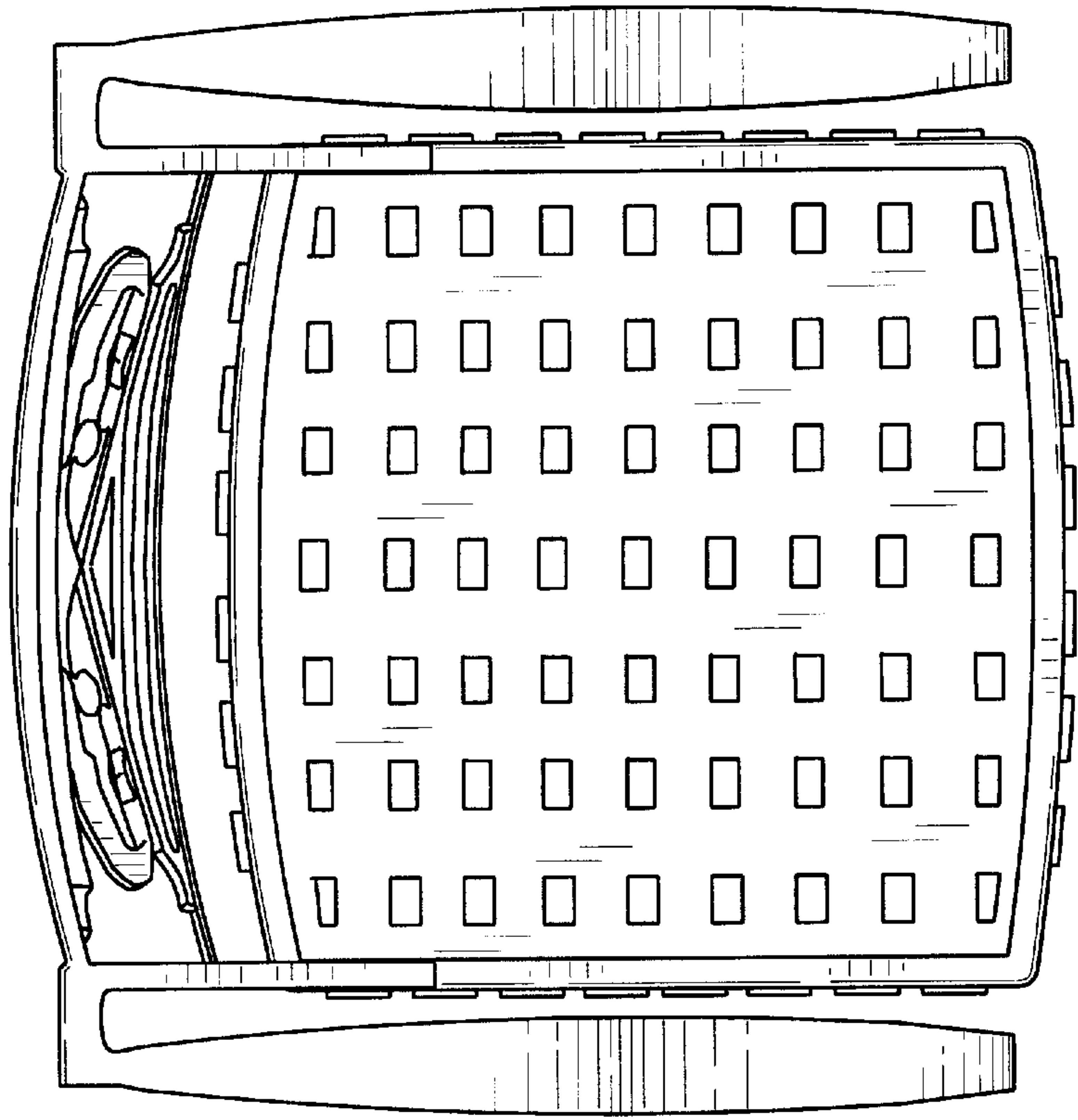
*Fig. 3*



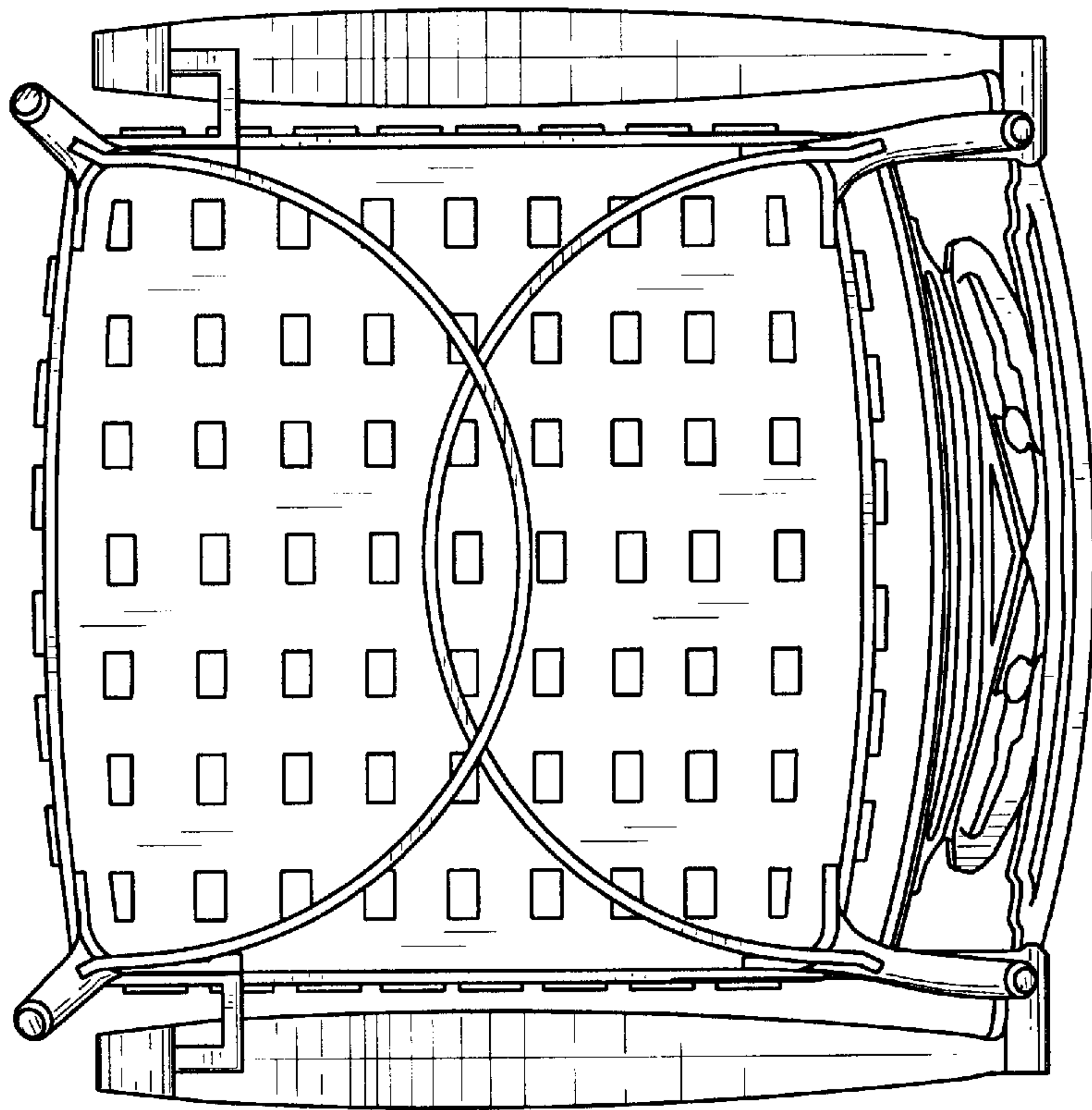
*Fig. 2*



*Fig. 4*



*Fig. 5*



*Fig. 6*

