



US00D415618S

United States Patent [19]
Delafield

[11] **Patent Number: Des. 415,618**

[45] **Date of Patent: ** Oct. 26, 1999**

[54] **REFLECTIVE PORTRAIT MIRROR**

[76] Inventor: **Frederick B. Delafield**, 907 Lakeview St., Greensboro, N.C. 27402

[**] Term: **14 Years**

[21] Appl. No.: **29/084,999**

[22] Filed: **Mar. 13, 1998**

[51] **LOC (6) Cl.** **06-07**

[52] **U.S. Cl.** **D6/301; D6/300**

[58] **Field of Search** D6/300-303, 310, D6/312, 314; 40/626, 661, 700, 711, 722, 729, 735, 745, 765, 768, 769, 780, 790, 798, 799, 800

[56] **References Cited**

U.S. PATENT DOCUMENTS

D. 35,935	6/1902	Hammack	D6/302
59,719	11/1866	Holmes	.	
D. 285,751	9/1986	Timarac	D6/301
D. 290,787	7/1987	Chisholm	D6/301
292,884	2/1884	Wolf	.	

D. 330,460	10/1992	O'Shea	D6/301
1,126,468	1/1915	Hochendoner	.	
1,784,970	12/1930	Melton	.	
1,845,680	2/1932	Raskin	.	
3,039,217	6/1962	Stefanakis	40/152
4,391,053	7/1983	Anthony	40/152
5,647,151	7/1997	Fantone et al.	40/454

Primary Examiner—Janice E. Seeger
Attorney, Agent, or Firm—Rhodes & Mason, PLLC

[57] **CLAIM**

The ornamental design for a reflective portrait mirror, as shown and described.

DESCRIPTION

FIG. 1 is an enlarged fragmentary view of a reflective portrait mirror, showing my new design; FIG. 2 is a cross-sectional view taken along line 2-2 in FIG. 1; and, FIG. 3 is a front elevational view thereof. The broken lines are for environmental purposes only and form no part of the claimed design.

1 Claim, 2 Drawing Sheets




FIG. 1

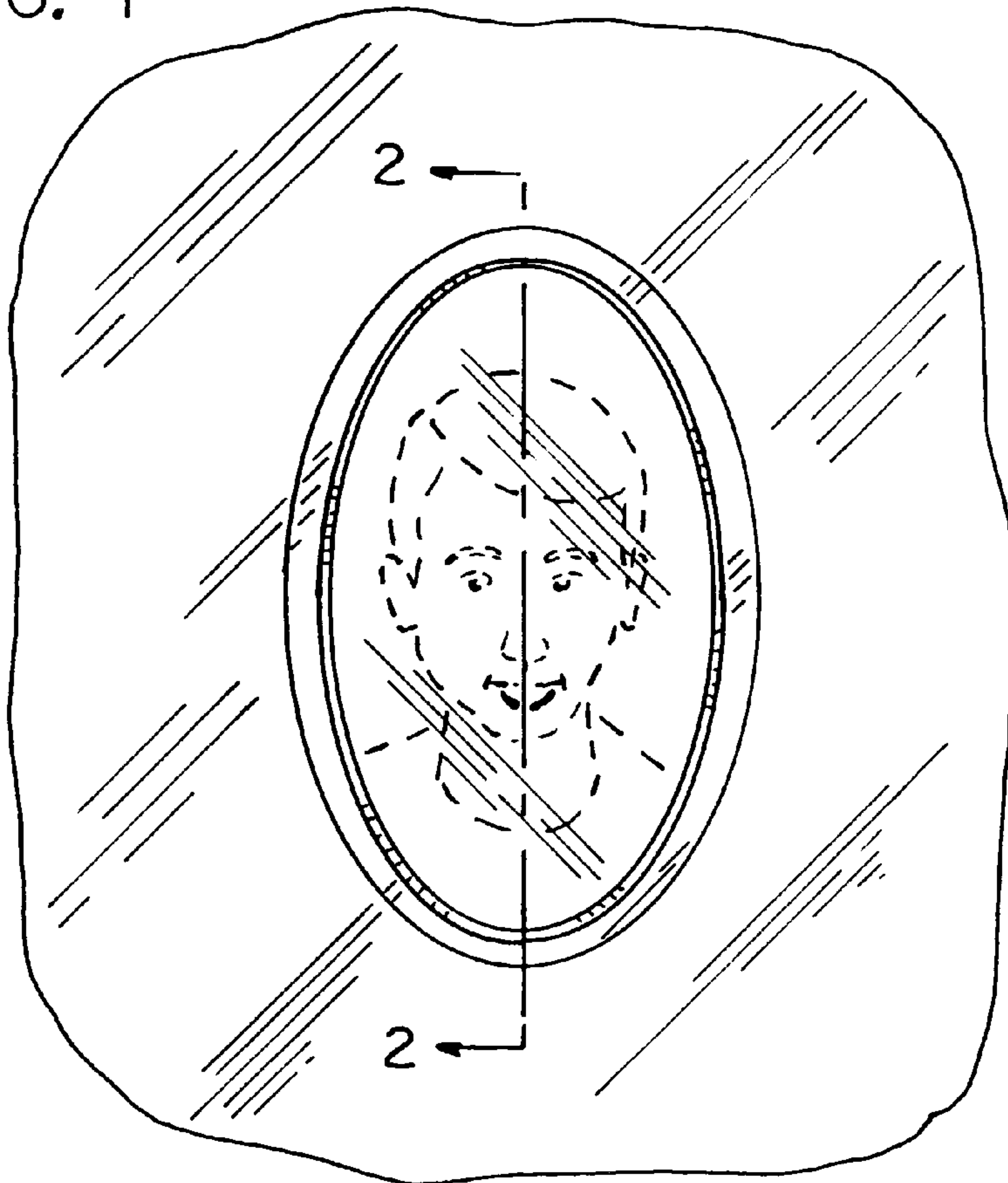


FIG. 2






FIG. 3