



US00D415598S

United States Patent [19]

Thurman et al.

[11] Patent Number: Des. 415,598

[45] Date of Patent: ** Oct. 19, 1999

[54] POCKET PRESSING CLIP

[76] Inventors: **Danny W Thurman; Lettie A Thurman**, both of 910 Grover St., Belvidere, Ill. 61008

[**] Term: **14 Years**

[21] Appl. No.: **29/087,716**

[22] Filed: **May 7, 1998**

[51] LOC (6) Cl. **07-05**

[52] U.S. Cl. **D32/59**

[58] Field of Search D32/61, 35, 64, D32/65, 71; 219/245, 246, 247, 259; 38/69, 77.1, 77.5, 74, 88, 94, 96, 97; 223/1, 24, 26, 52, 57, 61, 66, 69, 83, 84, DIG. 2, 79, 76; D19/65

[56] **References Cited**

U.S. PATENT DOCUMENTS

D. 125,335	2/1941	Getgey	D32/35
D. 127,320	5/1941	Getgey	D32/35
D. 242,838	12/1976	Vilsack	D32/35
D. 277,534	2/1985	Warmath	D6/65
D. 302,568	8/1989	Berger	D19/65
D. 348,902	7/1994	Beyer	D19/65
D. 350,985	9/1994	Schimke	D19/65

D. 376,534	12/1996	Wolff	D19/65 X
1,469,743	10/1923	Waream et al.	.	
1,522,023	6/1925	Metzler	.	
2,561,764	7/1951	Wattles	.	
2,642,209	6/1953	Davis	.	
4,927,063	5/1990	Fricano	223/84
5,575,410	11/1996	Compton	223/84

Primary Examiner—Susan J. Lucas
Assistant Examiner—Cynthia E. Ramirez

[57] **CLAIM**

The ornamental design for a pocket pressing clip, as shown.

DESCRIPTION

FIG. 1 is a front elevational view of the pocket pressing clip of the present invention;
FIG. 2 is a back elevational view of the pocket pressing clip of FIG. 1;
FIG. 3 is a left side elevational view of the pocket pressing clip of FIG. 1;
FIG. 4 is a right side elevational view of the pocket pressing clip of FIG. 1;
FIG. 5 is a top plan view of the pocket pressing clip of FIG. 1; and,
FIG. 6 is a bottom plan view of the pocket pressing clip of FIG. 1.

1 Claim, 3 Drawing Sheets

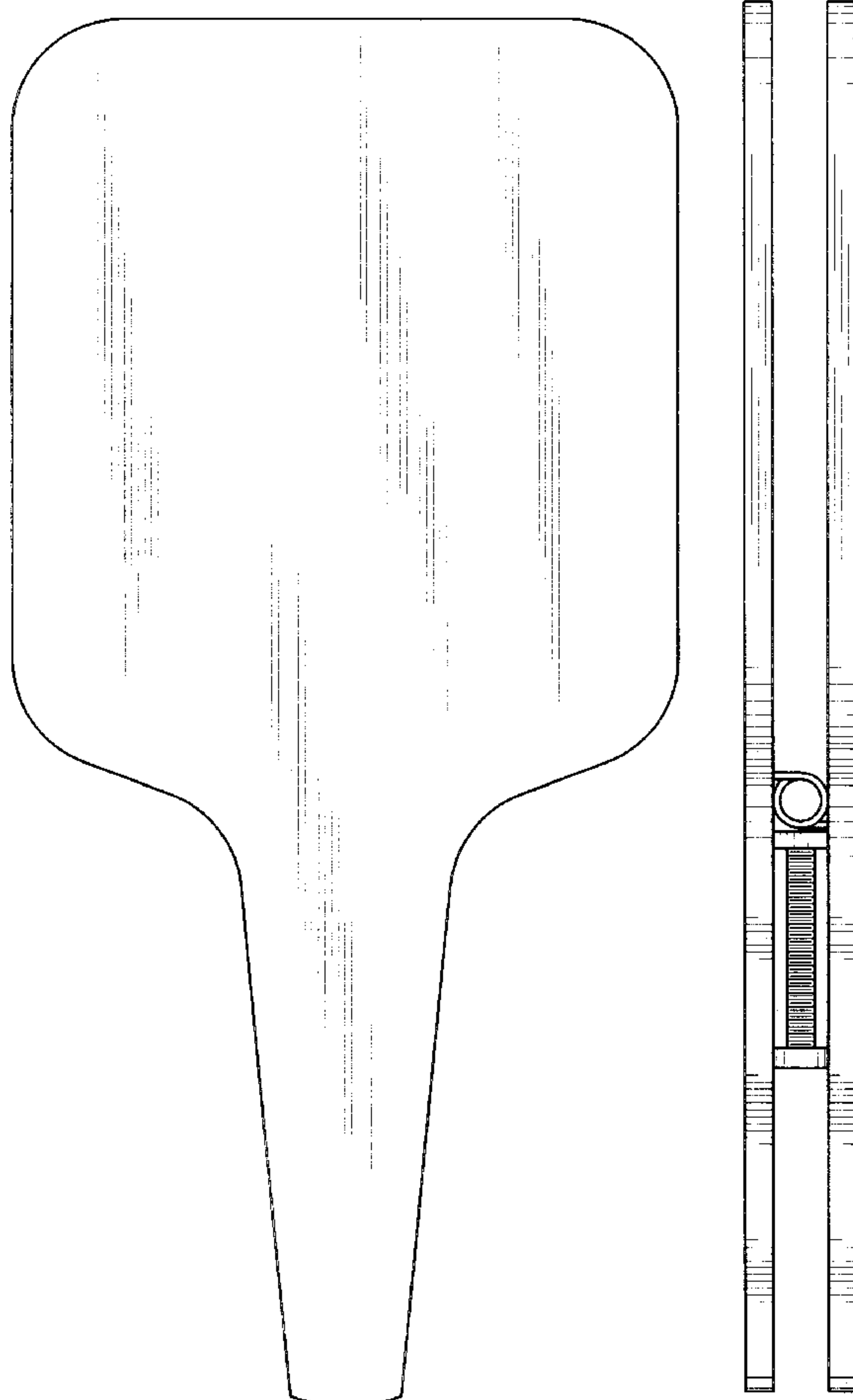


FIG. 1

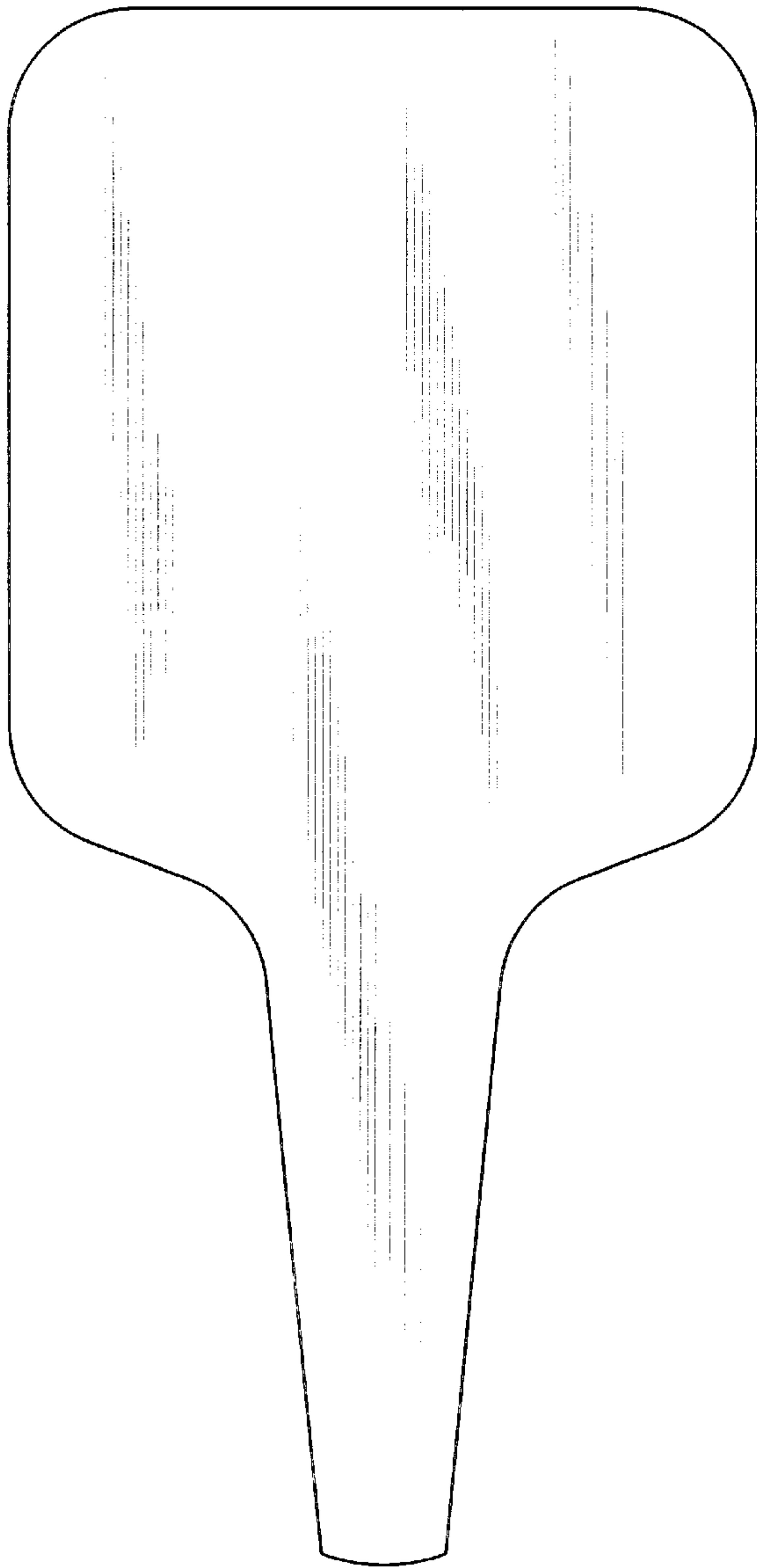


FIG. 2

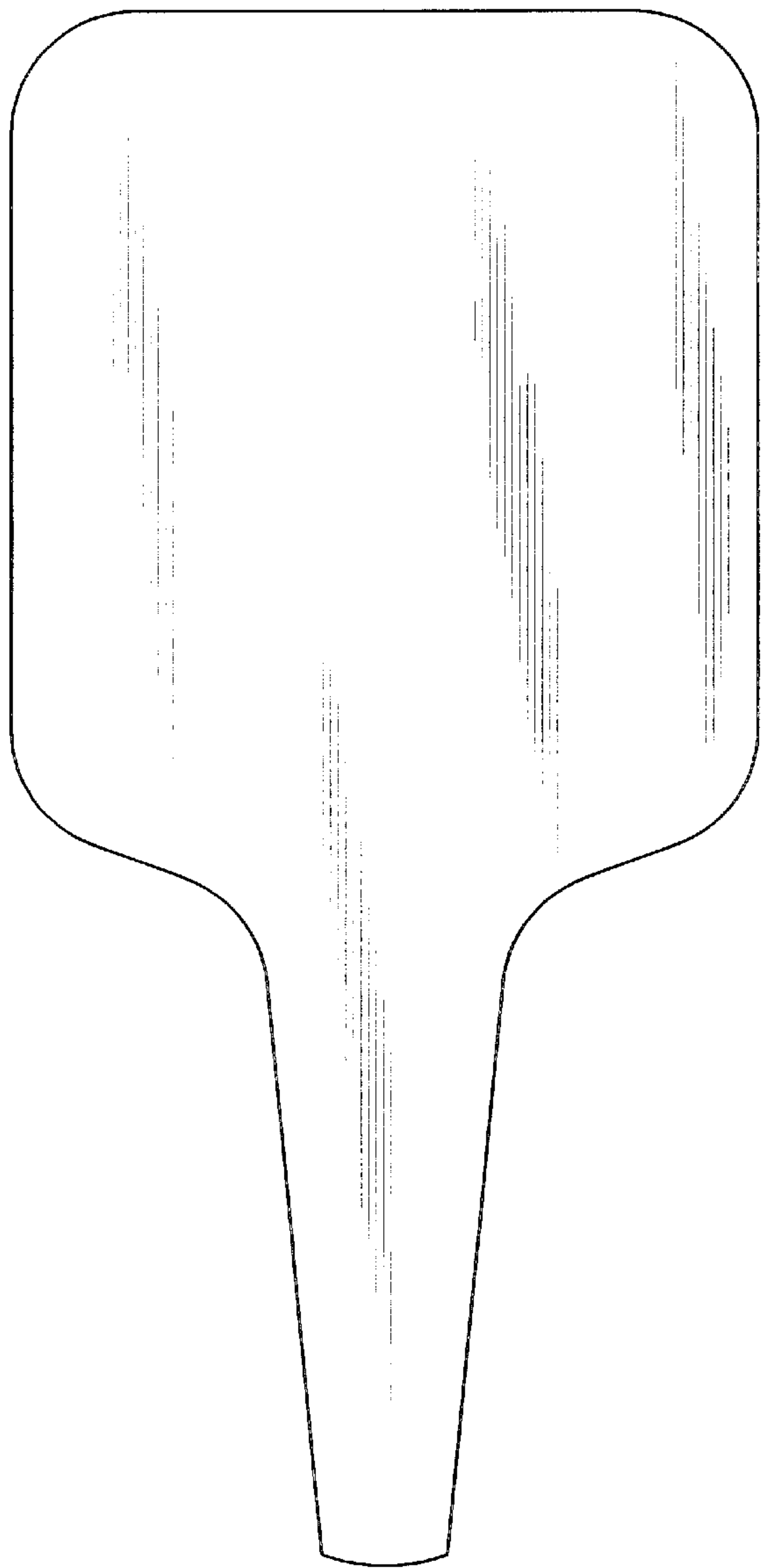


FIG. 3



FIG. 4



FIG. 5

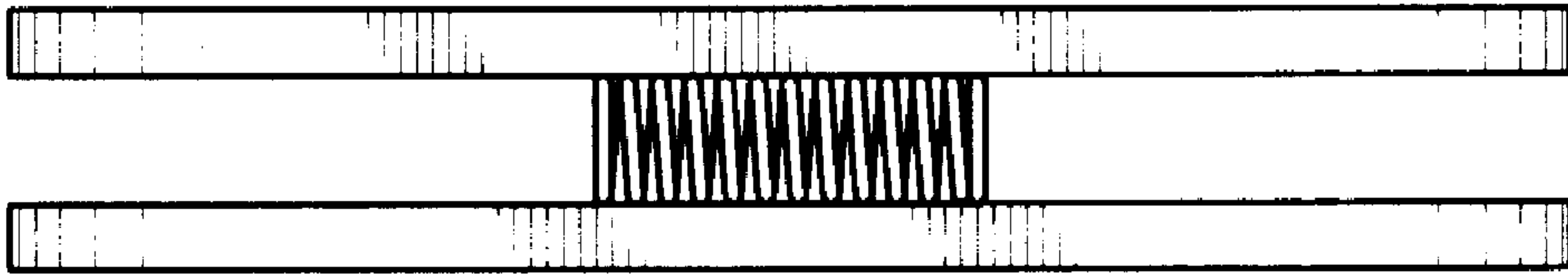


FIG. 6

