



US00D415595S

**United States Patent** [19]  
**O'Farrell et al.**

[11] **Patent Number: Des. 415,595**  
[45] **Date of Patent: \*\* Oct. 19, 1999**

[54] **INSECT AND INSECT EGG REMOVAL DEVICE**

[75] Inventors: **Nancy O'Farrell**, Puyallup; **Kami Olearain**, Woodinville; **Carlos Veliz**, Lake Stevens, all of Wash.

[73] Assignee: **Wal-Med, Inc.**, Puyallup, Wash.

[\*\*] Term: **14 Years**

[21] Appl. No.: **29/090,077**

[22] Filed: **Jun. 29, 1998**

[51] **LOC (6) Cl.** ..... **64-00**

[52] **U.S. Cl.** ..... **D30/159**

[58] **Field of Search** ..... D30/158-159, D30/162; 119/600, 602-603, 605-606, 611-613, 616, 618, 623-626, 628, 630, 632, 664; 132/112, 151; 56/400.21

[56] **References Cited**

**U.S. PATENT DOCUMENTS**

309,668	12/1884	Weightman	.....	119/613
D. 332,511	1/1993	Irving	.....	D30/159
D. 334,996	4/1993	Ward	.....	D30/159
D. 353,915	12/1994	Lanne	.....	D30/159
2,681,039	6/1954	Springborn	.....	119/605
3,147,758	9/1964	Elliott	.....	132/151
3,636,963	1/1972	Olson	.....	132/112
3,721,250	3/1973	Walter et al.	.....	132/112
4,213,423	7/1980	Bryan et al.	.....	119/605

4,566,472	1/1986	Mueller et al.	.....	132/112
4,605,026	8/1986	Nolin	.....	132/112
4,732,170	3/1988	Thomas	.....	132/151
4,747,420	5/1988	Alaimo	.....	132/112
4,862,832	9/1989	Metzner et al.	.....	119/602
5,095,853	3/1992	Kuger	.....	119/606
5,289,833	3/1994	McDonald	.....	132/112
5,315,959	5/1994	Podkowa	.....	119/626

**OTHER PUBLICATIONS**

“Lice Comb” (product on the market), photocopy attached, manufactured by Health Enterprises, N. Attleboro, MA 02760.

*Primary Examiner*—Cathy Anne MacCormac  
*Attorney, Agent, or Firm*—Seed and Berry LLP

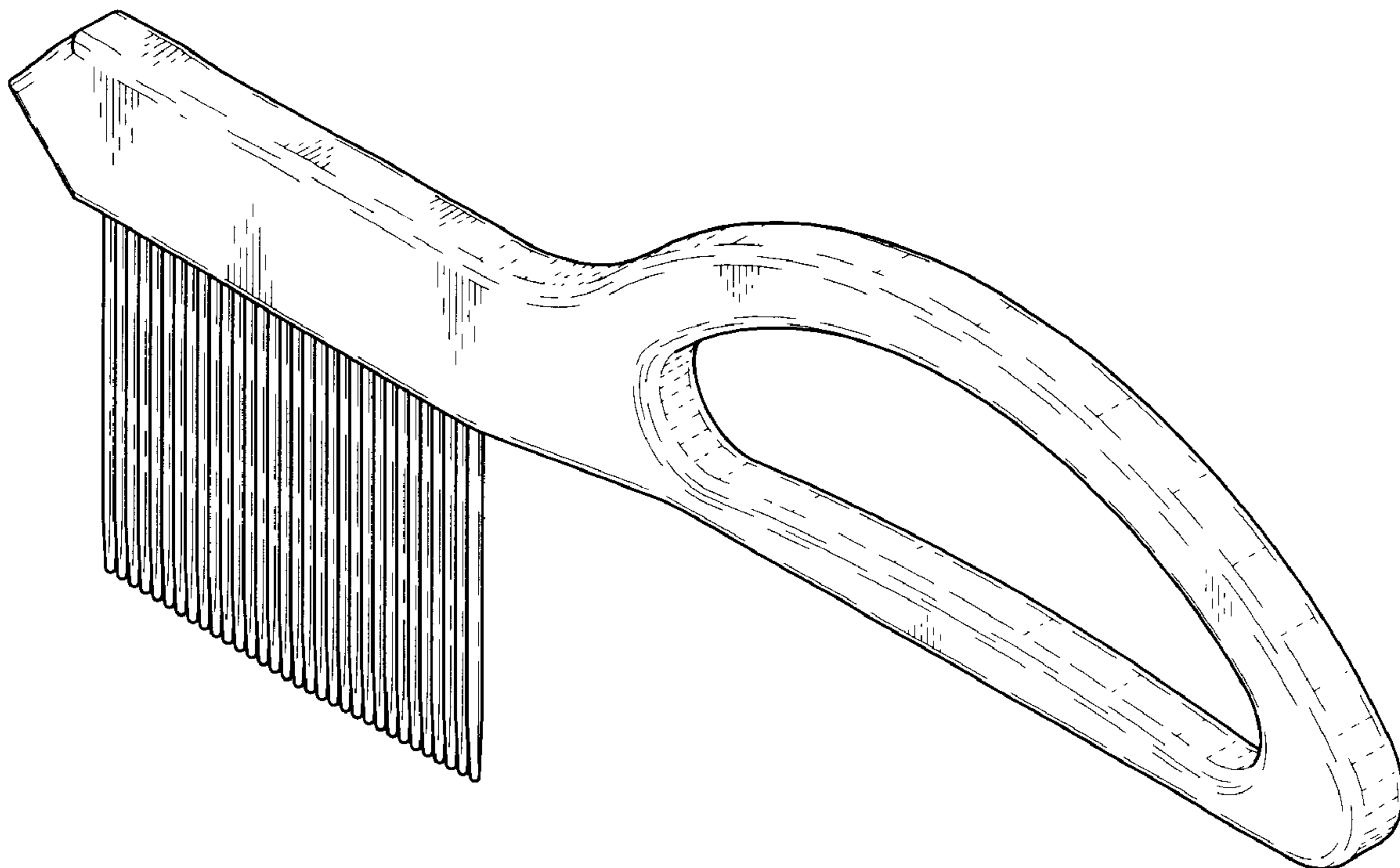
[57] **CLAIM**

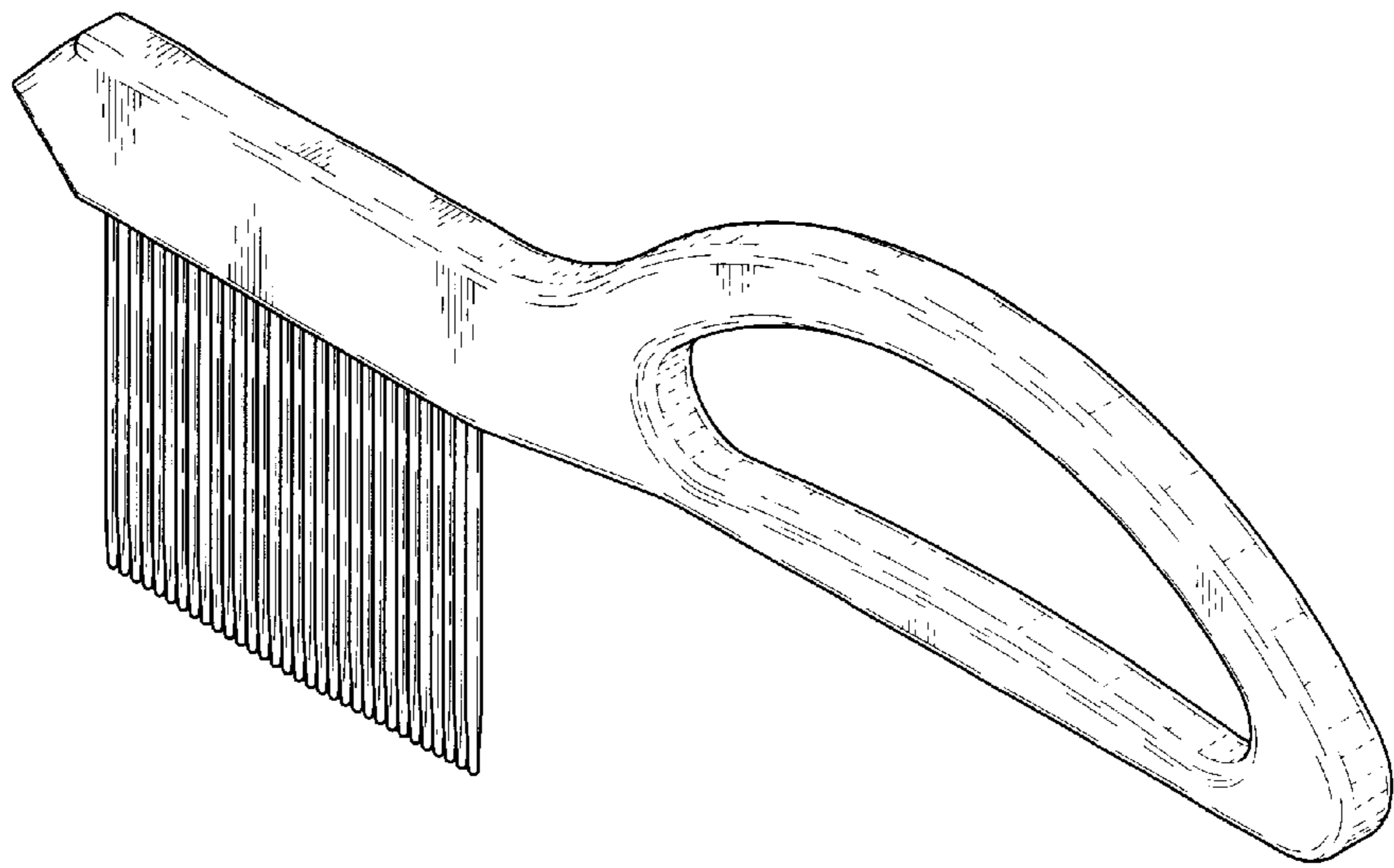
The ornamental design for an comb for removing insects and insect eggs, as shown and described.

**DESCRIPTION**

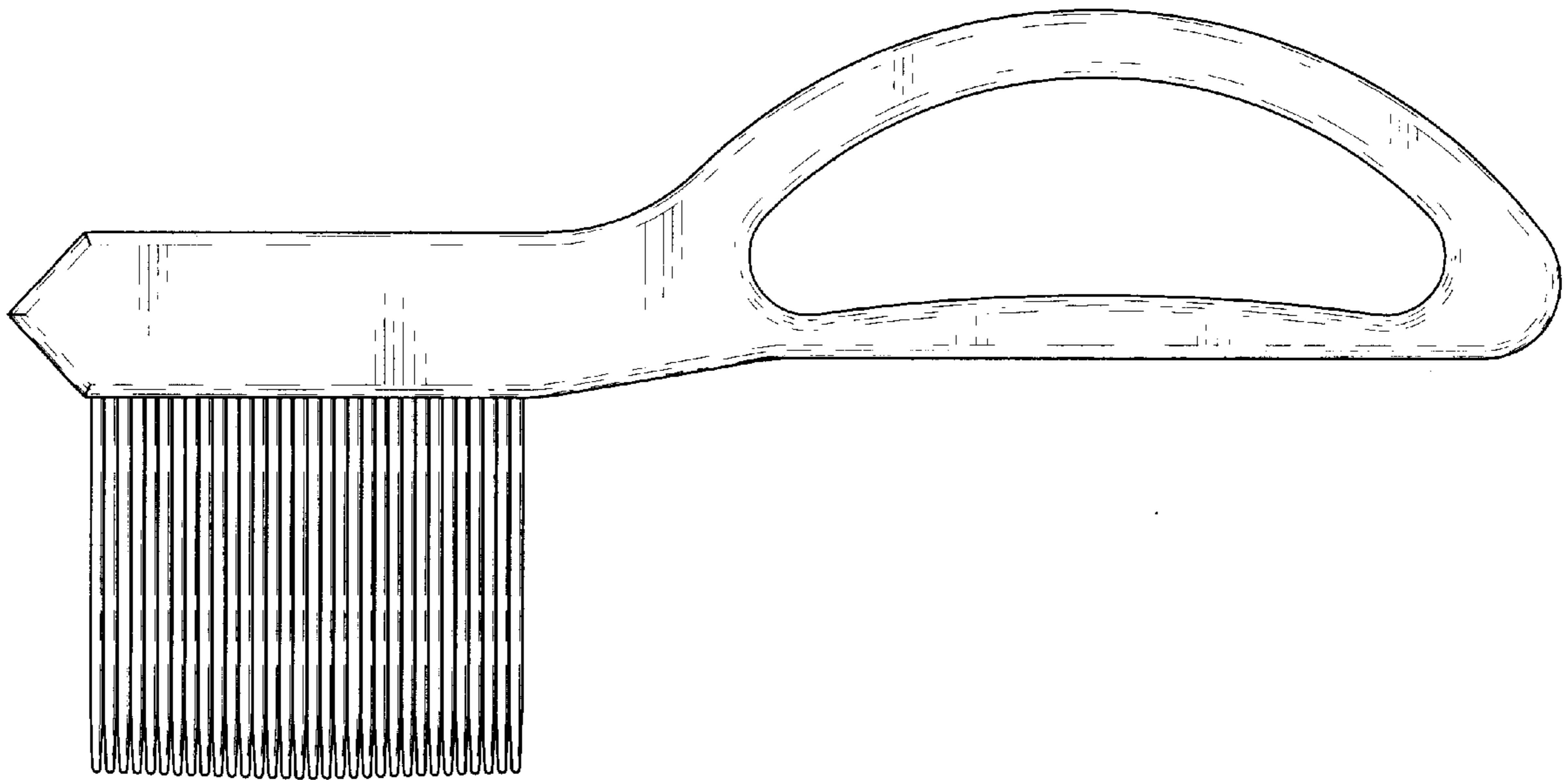
FIG. 1 is a rear perspective view of an comb for removing insects and insect eggs showing my new design; FIG. 2 is a left side elevational view thereof; FIG. 3 is a right side elevational view thereof; FIG. 4 is a front elevational view thereof; FIG. 5 is a rear elevational view thereof; FIG. 6 is a top plan view thereof; and, FIG. 7 is a bottom plan view thereof.

**1 Claim, 3 Drawing Sheets**

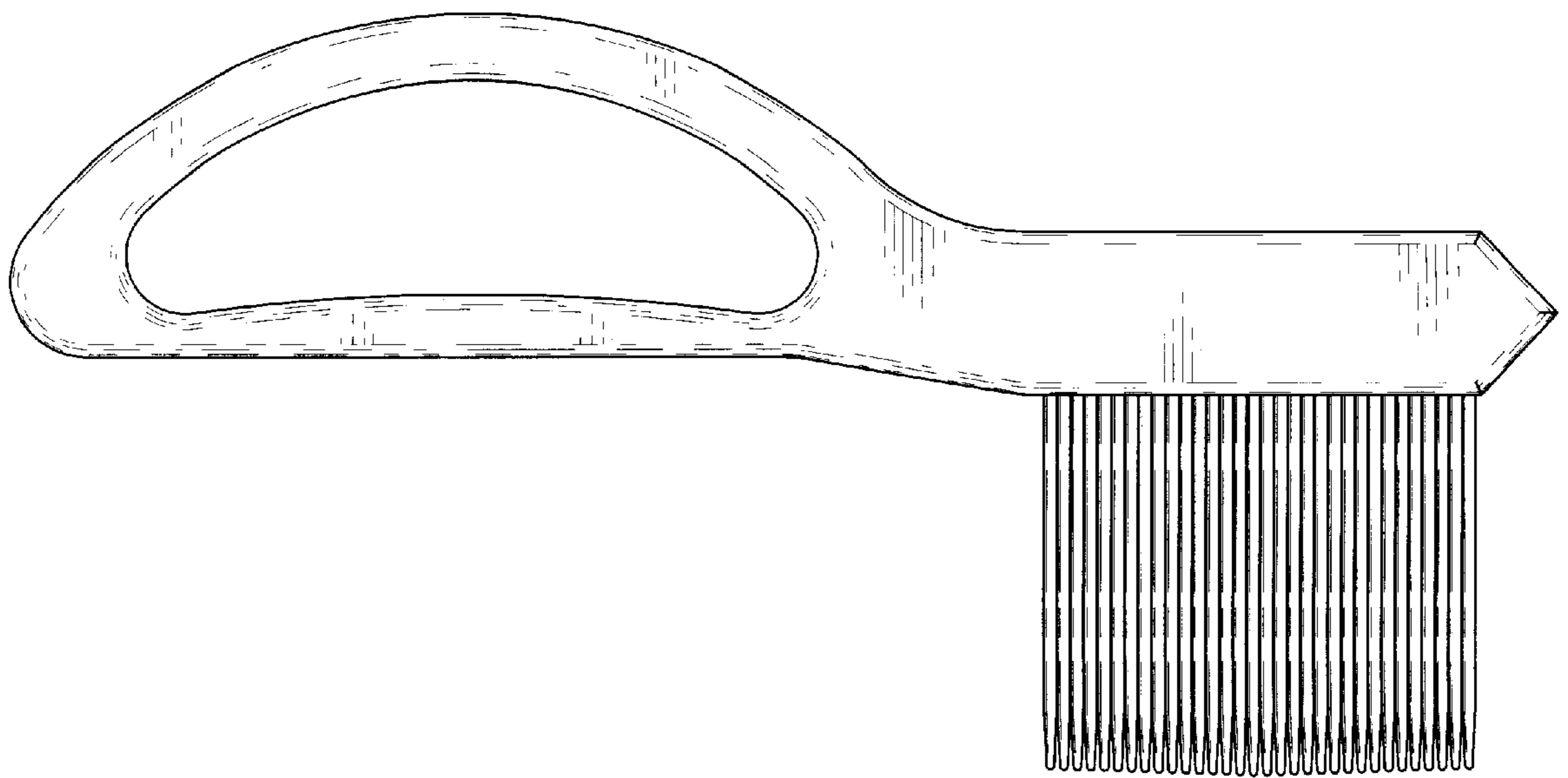




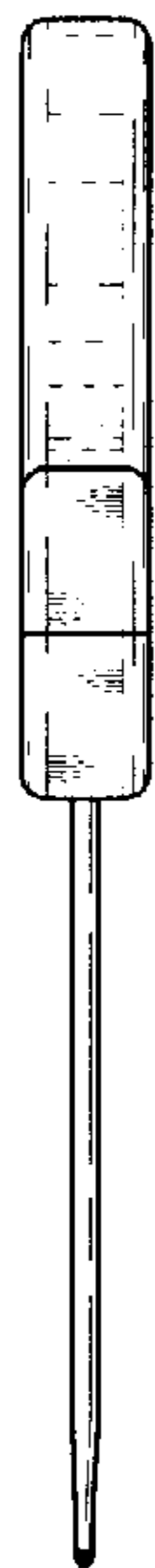
*Fig. 1*



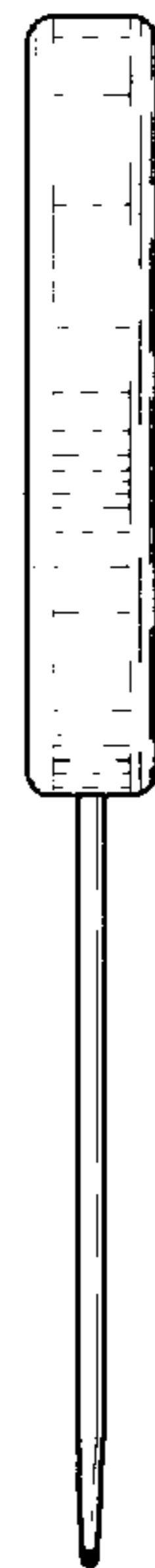
*Fig. 2*



*Fig. 3*



*Fig. 4*



*Fig. 5*



*Fig. 6*



*Fig. 7*