



US00D415592S

United States Patent [19] Baltierra

[11] **Patent Number: Des. 415,592**

[45] **Date of Patent: ** Oct. 19, 1999**

[54] **MANICURING APPLIANCE**

[76] Inventor: **Julie Baltierra**, 429 San Leone, Irvine, Calif. 92606

[**] Term: **14 Years**

[21] Appl. No.: **29/096,246**

[22] Filed: **Nov. 9, 1998**

[51] **LOC (6) Cl. 28-03**

[52] **U.S. Cl. D28/57**

[58] **Field of Search D28/56-59; 132/73, 132/73.5, 74.5, 75.3, 75.4, 75.6, 76.4, 76.5, 317, 313, 320; 30/26, 27**

[56] **References Cited**

U.S. PATENT DOCUMENTS

D. 75,672	7/1928	Bates	D28/57
D. 155,108	9/1949	Rucker	D28/59
D. 170,662	10/1953	Simmons	D28/57
D. 310,581	9/1990	Sadler	D28/59
D. 330,607	10/1992	Lunderman et al.	D28/57

2,888,020	5/1959	Schultz	132/73.5
3,809,101	5/1974	Shimizu	132/76.4
3,877,147	4/1975	Cummings	30/329
5,755,239	5/1998	Baltierra	30/26

Primary Examiner—Ted Shooman
Assistant Examiner—C. Tuttle
Attorney, Agent, or Firm—Leonard Tachner

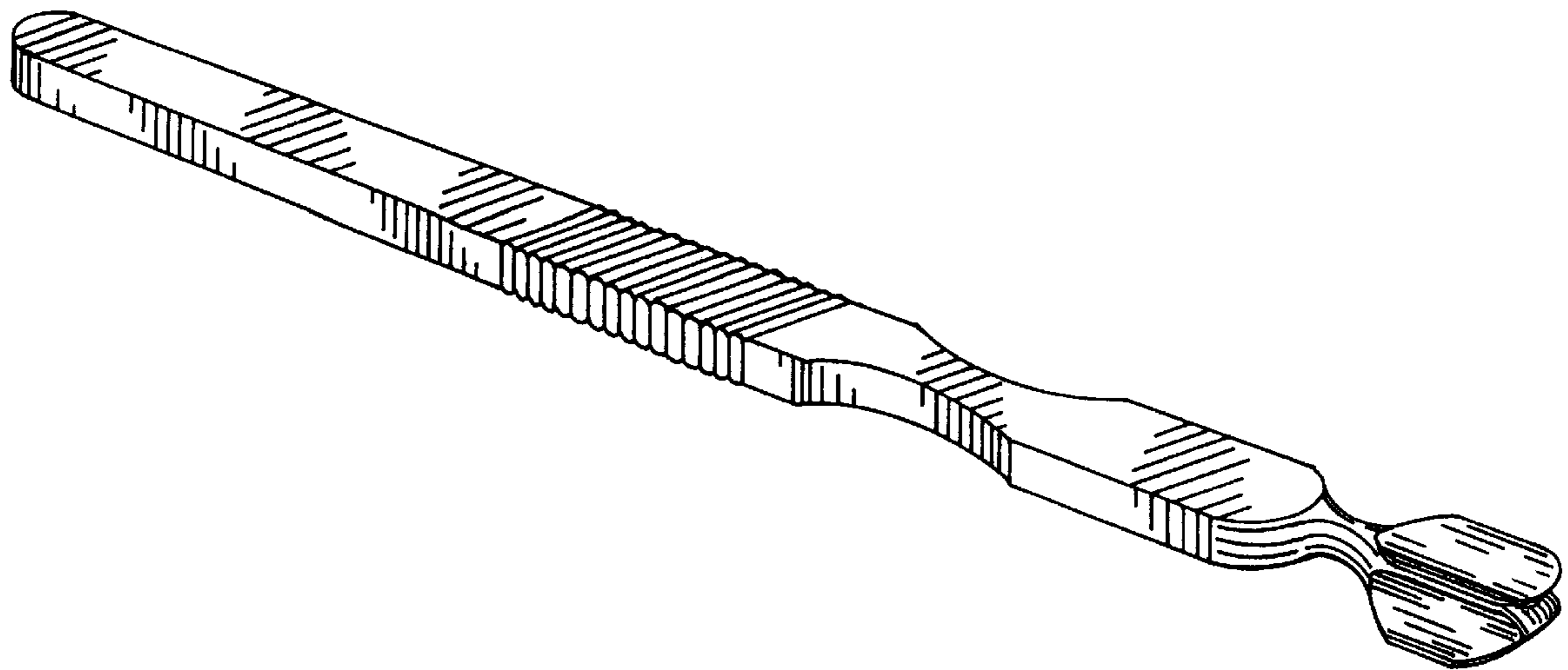
[57] **CLAIM**

The ornamental design for a “manicuring appliance”, as shown and described.

DESCRIPTION

FIG. 1 is a three-dimensional view of the present invention; FIG. 2 is a top view of the present invention; FIG. 3 is a right-side view of the present invention; FIG. 4 is a bottom view of the present invention; FIG. 5 is a left-side view of the present invention; FIG. 6 is a front end view of the present invention; and, FIG. 7 is a back end view of the present invention.

1 Claim, 2 Drawing Sheets



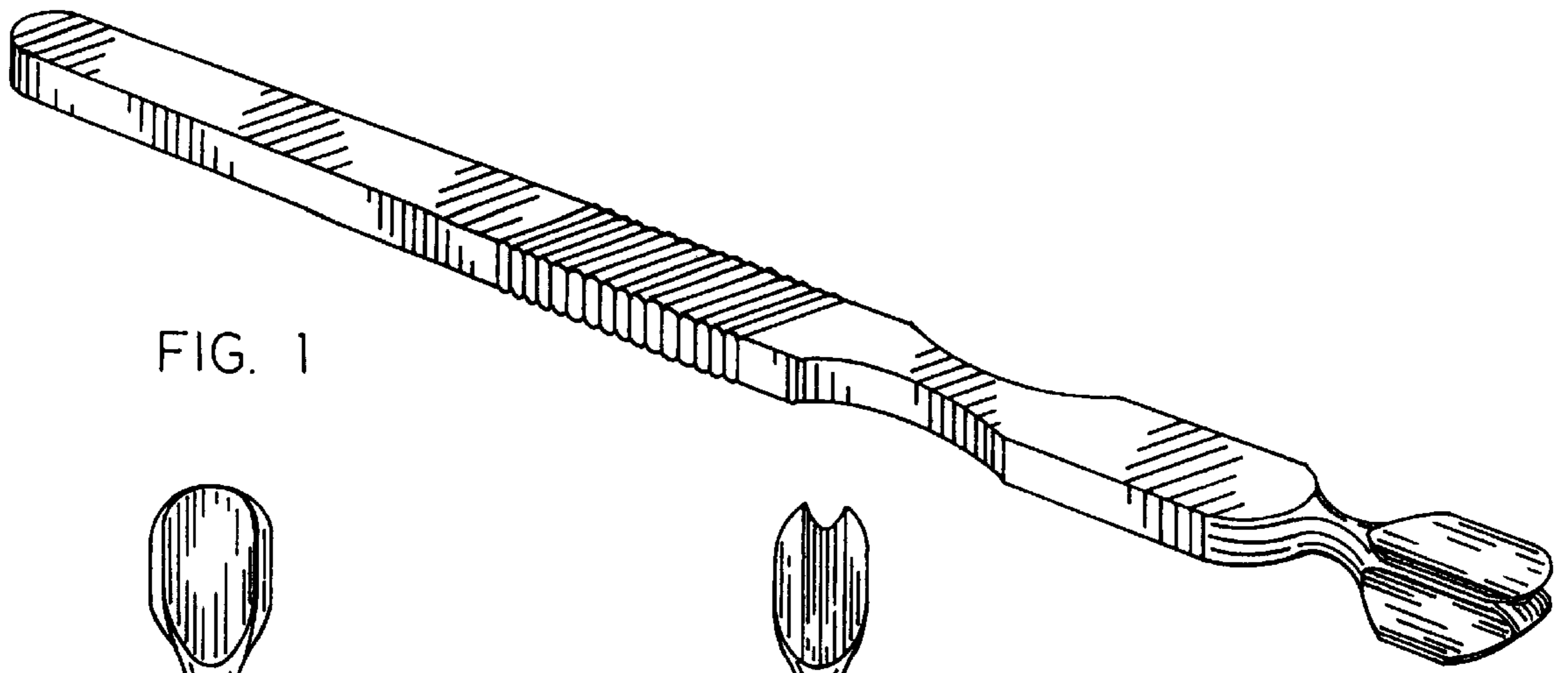


FIG. 1



FIG. 2

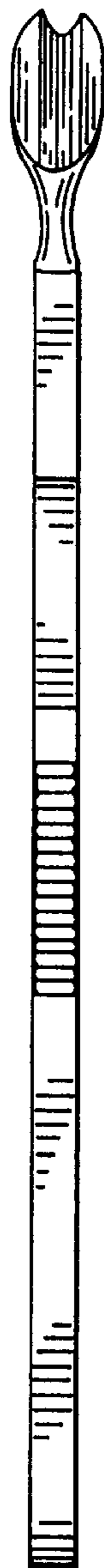


FIG. 3




FIG. 4

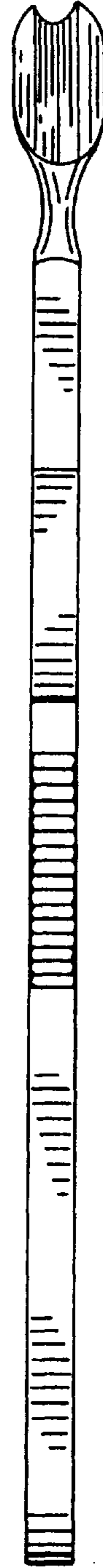


FIG. 5



FIG. 6



FIG. 7