



US00D415585S

United States Patent [19]
Leung

[11] **Patent Number: Des. 415,585**

[45] **Date of Patent: ** Oct. 19, 1999**

[54] **FLASHLIGHT**

[75] **Inventor: Chan Sik Leung**, Kowloon, The Hong Kong Special Administrative Region of the People's Republic of China

[73] **Assignee: CCL Products Enterprises, Inc.**, Baldwin, N.Y.

[**] **Term: 14 Years**

[21] **Appl. No.: 29/096,240**

[22] **Filed: Nov. 9, 1998**

[51] **LOC (6) Cl. 26-02**

[52] **U.S. Cl. D26/37**

[58] **Field of Search D26/37-50; 362/151, 362/158, 183-191, 194-208**

[56] **References Cited**

U.S. PATENT DOCUMENTS

- D. 401,371 11/1998 Chen D26/38
- D. 404,152 1/1999 Lynch et al. D26/37

Primary Examiner—Marcus A. Jackson
Attorney, Agent, or Firm—Morganstern & Quatela

[57] **CLAIM**

The ornamental design for a “flashlight”, as shown and described.

DESCRIPTION

FIG. 1 is a three dimensional perspective view depicting the front, top and right side portions of a “flashlight” employing applicant’s new design.

FIG. 2 is a top elevational view of the “flashlight” depicted in FIG. 1 employing applicant’s new design wherein there is depicted the top view of the “flashlight” with the lense in its open position.


FIG. 3 is a front elevational view of the “flashlight” depicted in FIG. 1 employing applicant’s new design with the lens in its open position.

FIG. 4 is a right side elevational view of the “flashlight” employing applicant’s new design as depicted in FIG. 1 with the lens in its open position, the left side elevational view being a mirror image of FIG. 4.

FIG. 5 is a rear elevational view of the “flashlight” depicted in FIG. 1 employing applicant’s new design with the lens in its open position.

FIG. 6 is a bottom elevational view of the “flashlight” depicted in FIG. 1 employing applicant’s new design; and, FIG. 7 is a top elevational view of the “flashlight” depicted in FIG. 1 employing applicant’s new design, wherein there is depicted the top view of the “flashlight” with the lens in its closed position.

1 Claim, 1 Drawing Sheet






FIG. 1

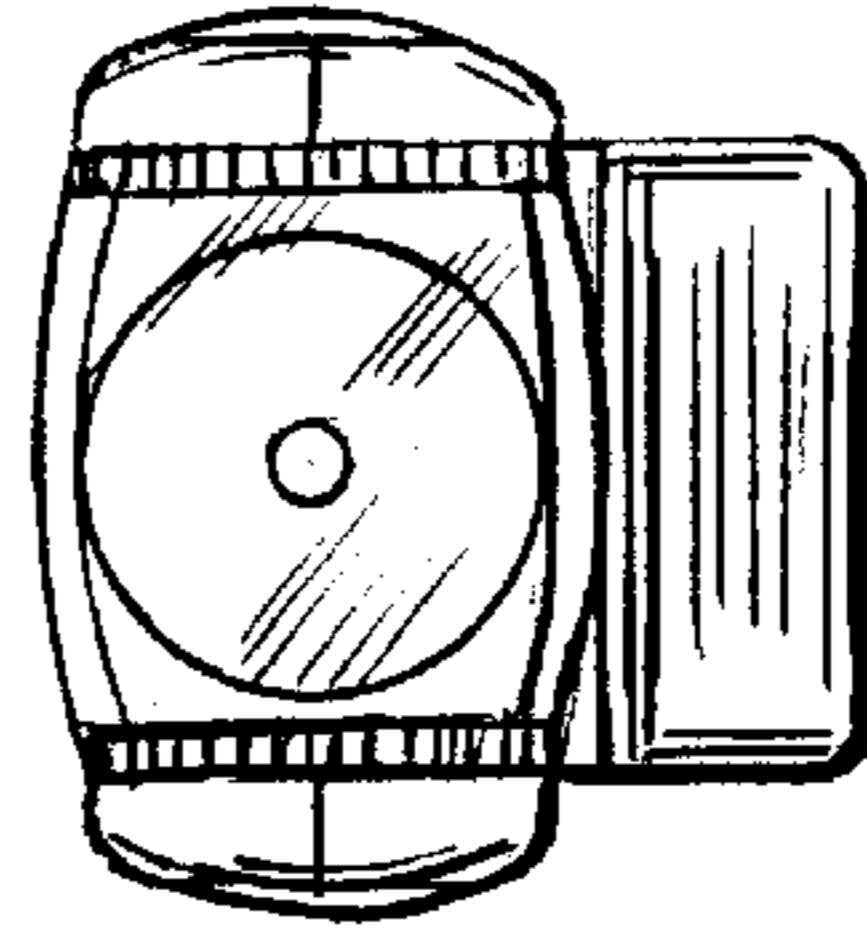


FIG. 2




FIG. 3

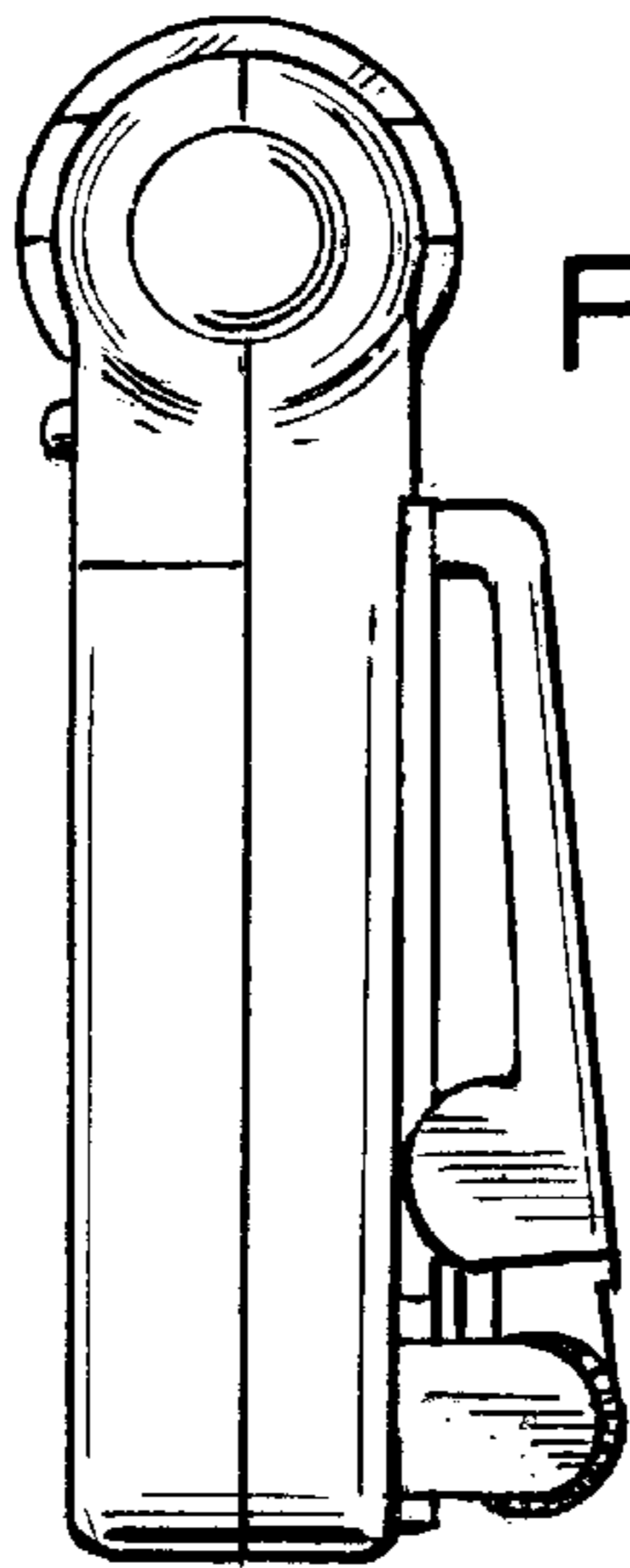


FIG. 4

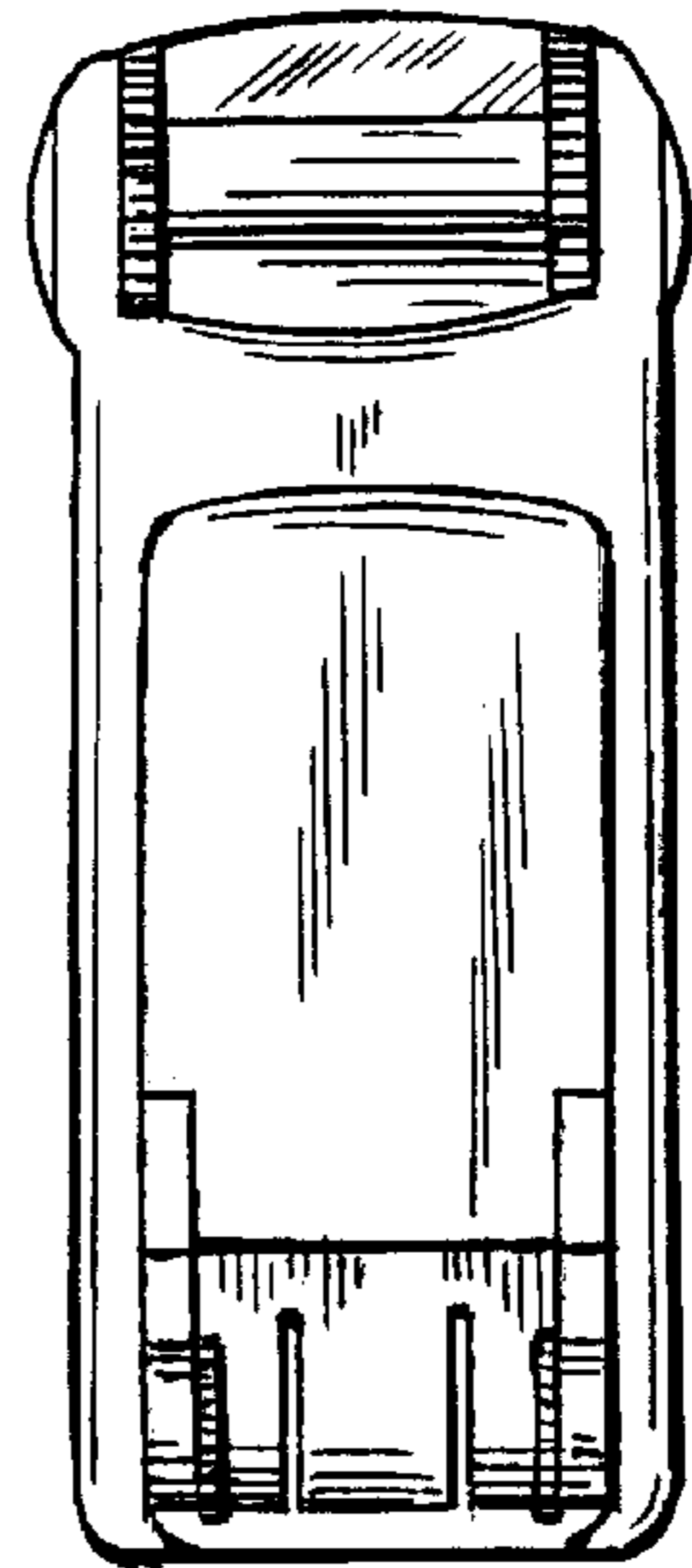


FIG. 5

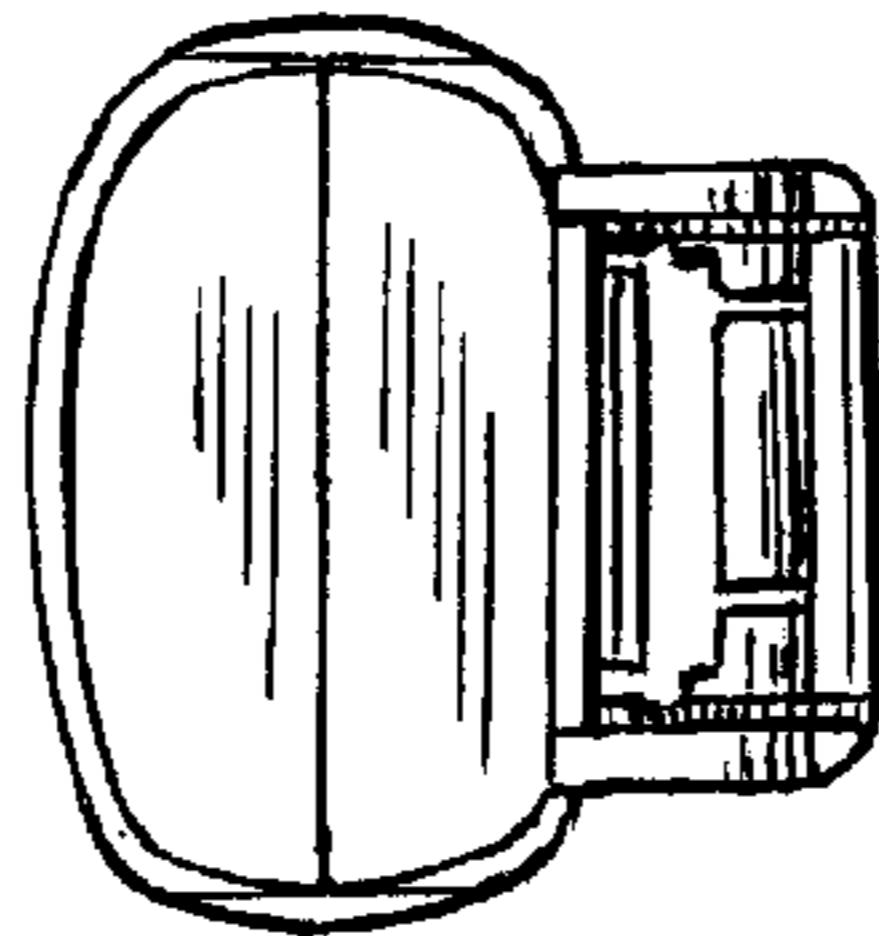


FIG. 6

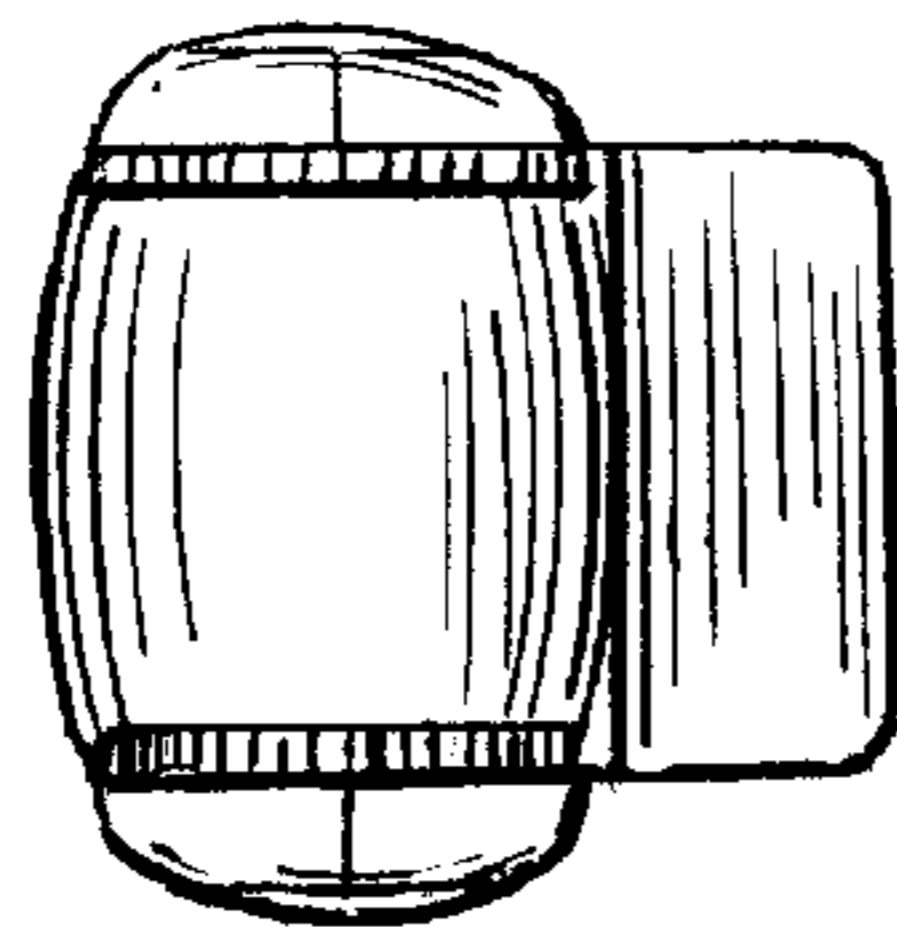


FIG. 7