



US00D415582S

United States Patent [19]
Camarota

[11] **Patent Number: Des. 415,582**

[45] **Date of Patent: ** Oct. 19, 1999**

[54] **EXIT LIGHT BULB**

[75] Inventor: **Richard J. Camarota**, Holland, Mich.

[73] Assignee: **ITC, Inc.**, Holland, Mich.

[**] Term: **14 Years**

[21] Appl. No.: **29/098,711**

[22] Filed: **Jan. 5, 1999**

[51] **LOC (6) Cl.** **26-06**

[52] **U.S. Cl.** **D26/2**

[58] **Field of Search** D26/1, 2, 3, 24,
D26/26; 362/236, 240, 244, 246, 249, 806

[56] **References Cited**

U.S. PATENT DOCUMENTS

- D. 402,772 12/1998 Zohdie D26/2
- D. 405,201 2/1999 Zohdie D26/2

Primary Examiner—Marcus A. Jackson
Attorney, Agent, or Firm—Richard A. Gaffin; Raphael A. Monsanto; Benita J. Rohm

[57] **CLAIM**

The ornamental design for an exit light bulb, as shown and described.

DESCRIPTION

FIG. 1 is a perspective side view of the exit light bulb of the present invention, with the broken line showing for illustrative purposes only and forming no part of the claimed design;

FIG. 2 is a plan view of the exit light bulb of FIG. 1; FIG. 3 is a side view of the exit light bulb of FIG. 1; FIG. 4 is an end view showing the screw shell end of the exit light bulb of FIG. 1, as seen from the top of FIG. 1; and, FIG. 5 is an end view of the exit light bulb of FIG. 1, as seen from the bottom of FIG. 1.

1 Claim, 2 Drawing Sheets

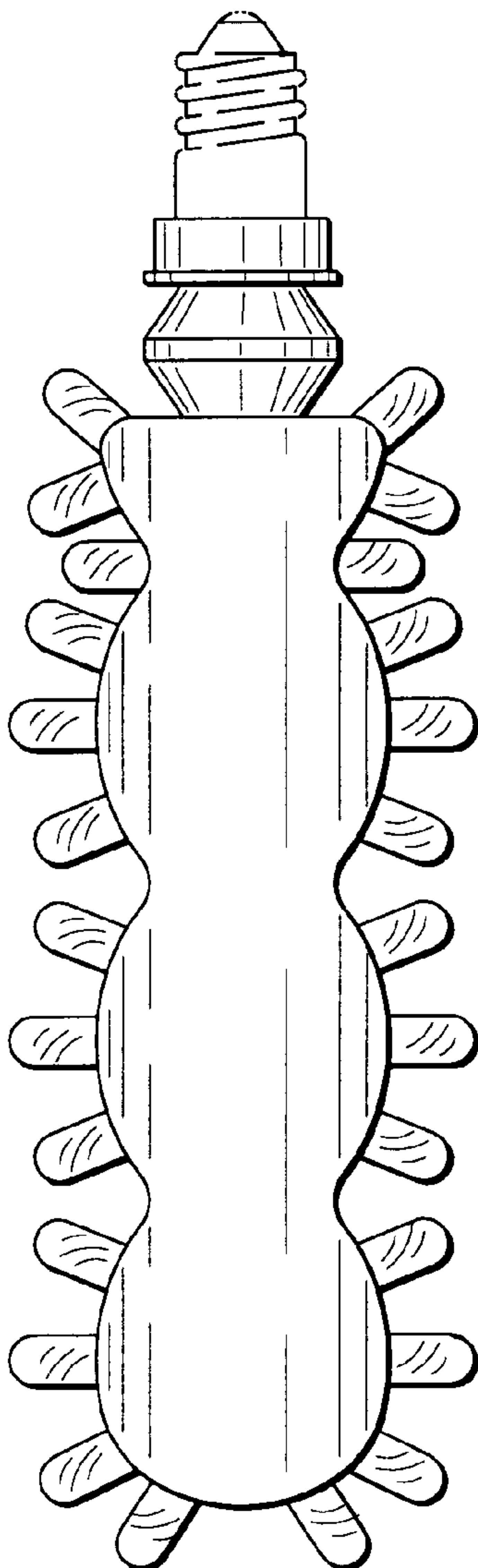


FIG. 1

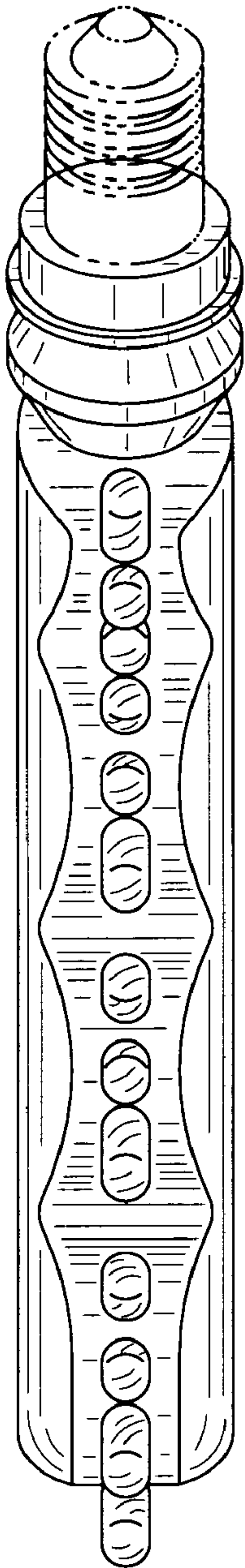


FIG. 2

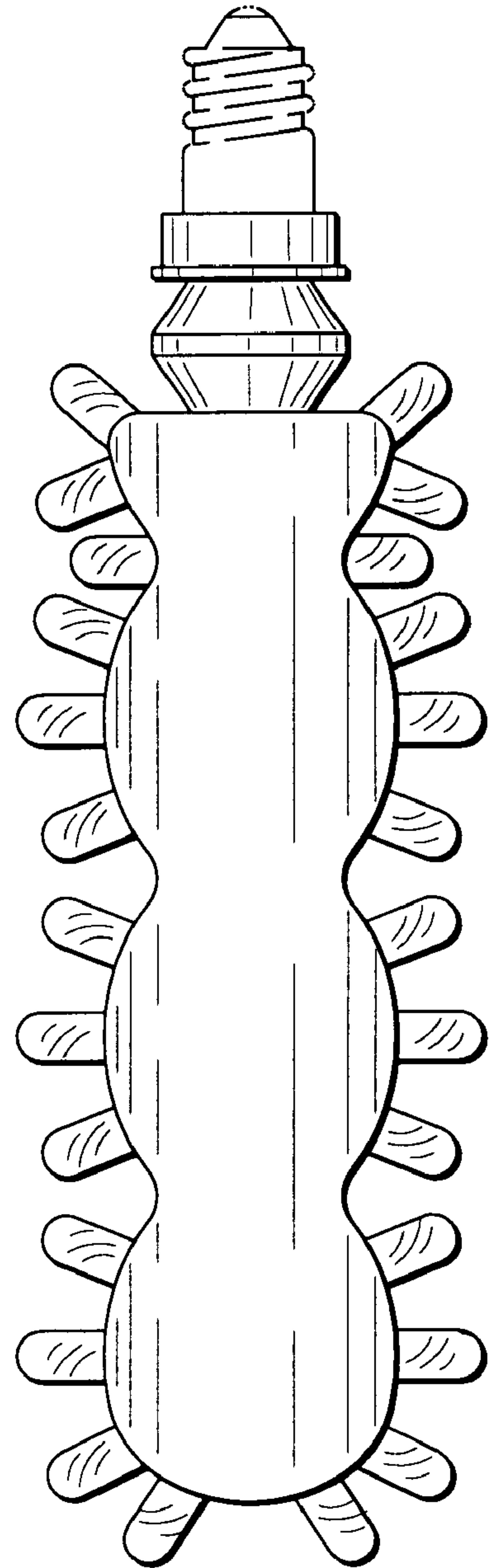


FIG. 3

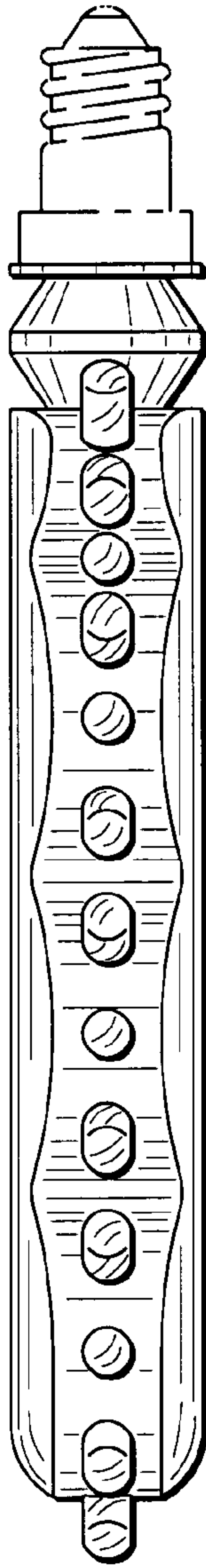


FIG. 4

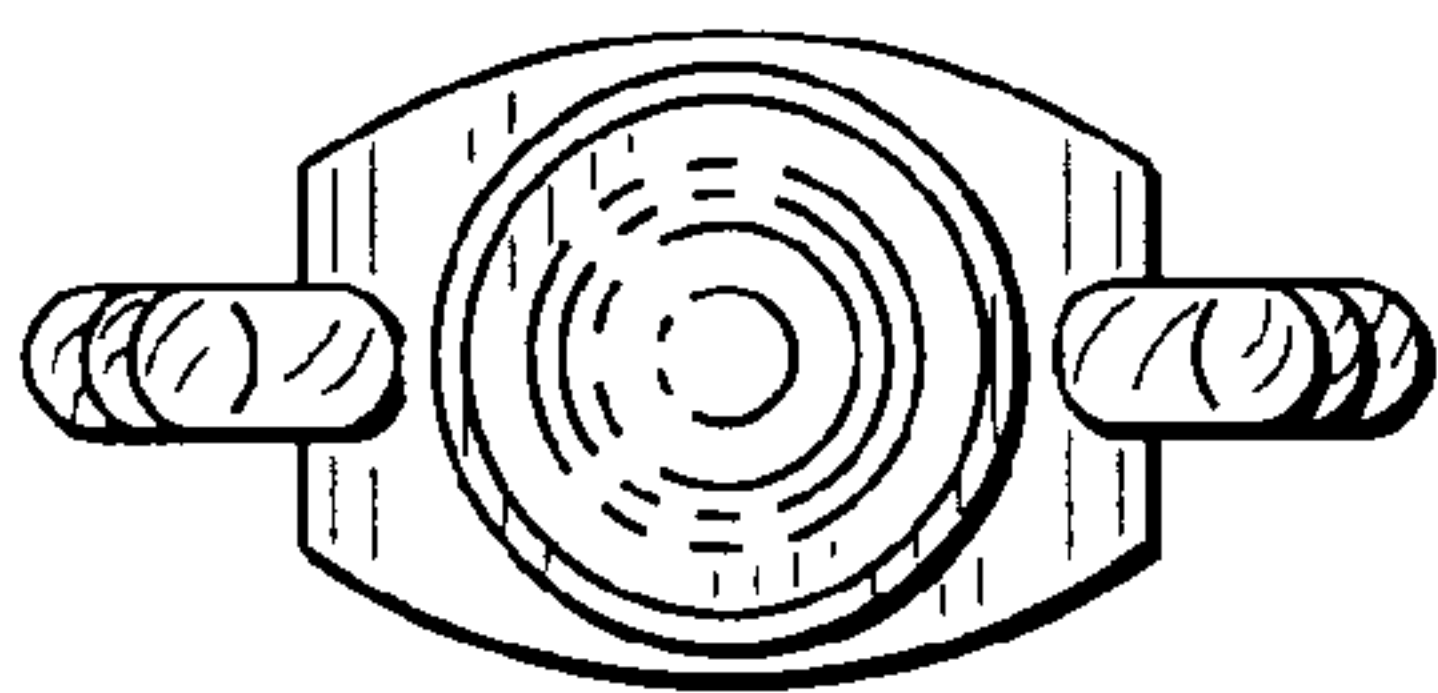


FIG. 5

