



US00D415579S

**United States Patent** [19]  
**DeSouza**

[11] **Patent Number: Des. 415,579**

[45] **Date of Patent: \*\* Oct. 19, 1999**

[54] **BALUSTER**

[75] Inventor: **Joseph DeSouza**, North Royalton, Ohio

[73] Assignee: **Action Sales & Marketing, Inc.**,  
Middleburg Heights, Ohio

[\*\*] Term: **14 Years**

[21] Appl. No.: **29/094,647**

[22] Filed: **Oct. 7, 1998**

[51] **LOC (6) Cl.** ..... **25-01**

[52] **U.S. Cl.** ..... **D25/126**

[58] **Field of Search** ..... D25/126; 256/19,  
256/22, 65; 52/720.2

[56] **References Cited**

**U.S. PATENT DOCUMENTS**

- D. 315,415 3/1991 Anthony et al. .... 52/720.2
- D. 344,142 2/1994 Bass ..... D25/126
- 349,669 9/1886 Strahan ..... 52/720.2

*Primary Examiner*—Doris Clark  
*Attorney, Agent, or Firm*—Pearne, Gordon, McCoy & Granger LLP

[57] **CLAIM**

The ornamental design for a baluster, as shown and described.

**DESCRIPTION**

FIG. 1 is a perspective view of a baluster showing my new design.

FIG. 2 is a side elevational view thereof.

FIG. 3 is an end view of the top, the bottom being identical.

FIG. 4 is a perspective view of another embodiment of the baluster showing my new design.

FIG. 5 is a side elevational view of the baluster showing FIG. 4.

FIG. 6 is a front elevational view of the baluster shown in FIG. 4 the back being identical; and,

FIG. 7 is an end view of the top, the bottom being identical.

**1 Claim, 2 Drawing Sheets**




FIG. 1

FIG. 2




FIG. 3

FIG. 4



FIG. 5



FIG. 6

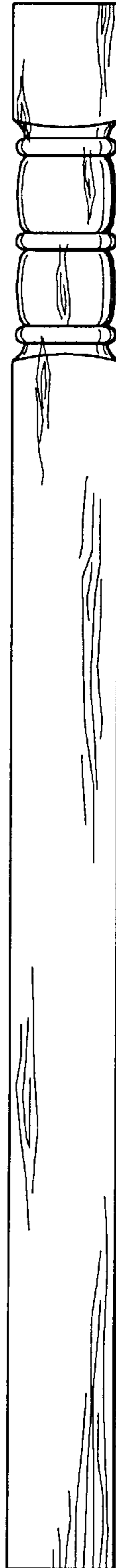


FIG. 7