



US00D415577S

United States Patent [19]
DeSouza

[11] **Patent Number: Des. 415,577**

[45] **Date of Patent: ** Oct. 19, 1999**

[54] **BALUSTER**

[75] Inventor: **Joseph DeSouza**, North Royalton, Ohio

[73] Assignee: **Action Sales & Marketing, Inc.**,
Middleburg Heights, Ohio

[**] Term: **14 Years**

[21] Appl. No.: **29/094,641**

[22] Filed: **Oct. 7, 1998**

[51] **LOC (6) Cl.** **25-01**

[52] **U.S. Cl.** **D25/126**

[58] **Field of Search** D25/126; 52/720.2;
256/19, 65, 59, 21, 22, 24, 25

[56] **References Cited**

U.S. PATENT DOCUMENTS

D. 308,107	5/1990	Manzo	D25/126
D. 344,142	2/1994	Bass	D25/126
5,035,401	7/1991	Solter	256/19
5,572,845	11/1996	DeSouza	256/19

Primary Examiner—Doris Clark
Attorney, Agent, or Firm—Pearne, Gordon, McCoy & Granger LLP

[57] **CLAIM**

The ornamental design for a baluster, as shown and described.

DESCRIPTION

FIG. 1 is a perspective view of a baluster showing my new design.

FIG. 2 is a side elevational view thereof.

FIG. 3 is a top plan view, the bottom being identical thereto.

FIG. 4 is a perspective view of another embodiment of the baluster showing my new design.

FIG. 5 a side elevational view of the baluster showing FIG. 4.

FIG. 6 is a front elevational view, the back being identical thereto; and,

FIG. 7 is a top plan view, the bottom being identical thereto.

1 Claim, 2 Drawing Sheets



FIG. 1

FIG. 2

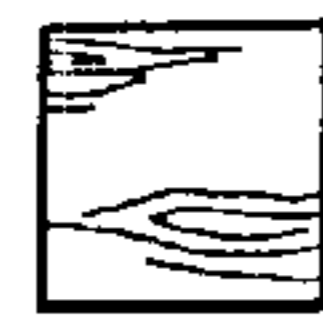
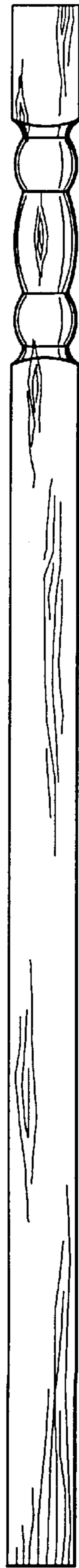



FIG. 3

FIG. 4

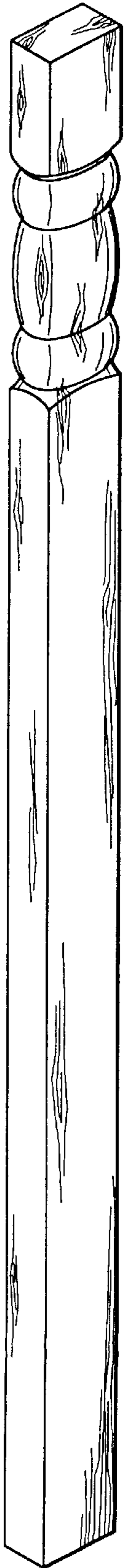


FIG. 5



FIG. 6



FIG. 7