



US00D415569S

# United States Patent [19]

Wyrwa et al.

[11] Patent Number: **Des. 415,569**

[45] Date of Patent: **\*\* Oct. 19, 1999**

[54] **MASSAGER**

[76] Inventors: **Lester J. Wyrwa**, 25 E. Plymouth St., Long Beach, Calif. 90805-5801; **Linda Thurmond**, 200 Elm Ave., Unit 11, Long Beach, Calif. 90802-3147

[\*\*] Term: **14 Years**

[21] Appl. No.: **29/089,064**

[22] Filed: **Jun. 5, 1998**

### Related U.S. Application Data

[62] Division of application No. 08/731,062, Oct. 9, 1996, abandoned.

[51] **LOC (6) Cl.** ..... **29-04**

[52] **U.S. Cl.** ..... **D24/211; D24/214**

[58] **Field of Search** ..... D24/211, 214, D24/200; 601/118, 119, 129, 130, 131, 134, 135, 136, 137

### [56] References Cited

#### U.S. PATENT DOCUMENTS

D. 182,123	2/1958	Kaliski .....	D24/211
D. 349,576	8/1994	Heiligenstein et al. ....	D24/211
D. 349,771	8/1994	Heiligenstein et al. ....	D24/211
D. 357,984	5/1995	Heck .....	D24/211
693,064	2/1902	Fischer et al. ....	601/129
1,748,762	2/1930	Gilbert .....	601/129
1,908,051	5/1933	Reichl .....	601/119
1,915,190	6/1933	Koment .....	601/107

2,168,842	8/1939	Kesteven et al. ....	601/118
2,246,263	6/1941	Patterson .....	601/129
4,989,585	2/1991	Auker .....	601/118
5,577,996	11/1996	Gardner et al. ....	601/118 X

#### FOREIGN PATENT DOCUMENTS

579719	10/1924	France .....	601/129
2033837	11/1971	Germany .....	601/129
2440968	3/1976	Germany .....	601/119
1389773	4/1988	U.S.S.R. ....	601/118

#### OTHER PUBLICATIONS

Photos and Packaging/Instructions for **SUNBEAM® POWER BALL** Two Speed Rolling Massager. Copyright 1994 Sunbeam Oster, Inc.

*Primary Examiner*—Stella Reid  
*Attorney, Agent, or Firm*—Steven Lin

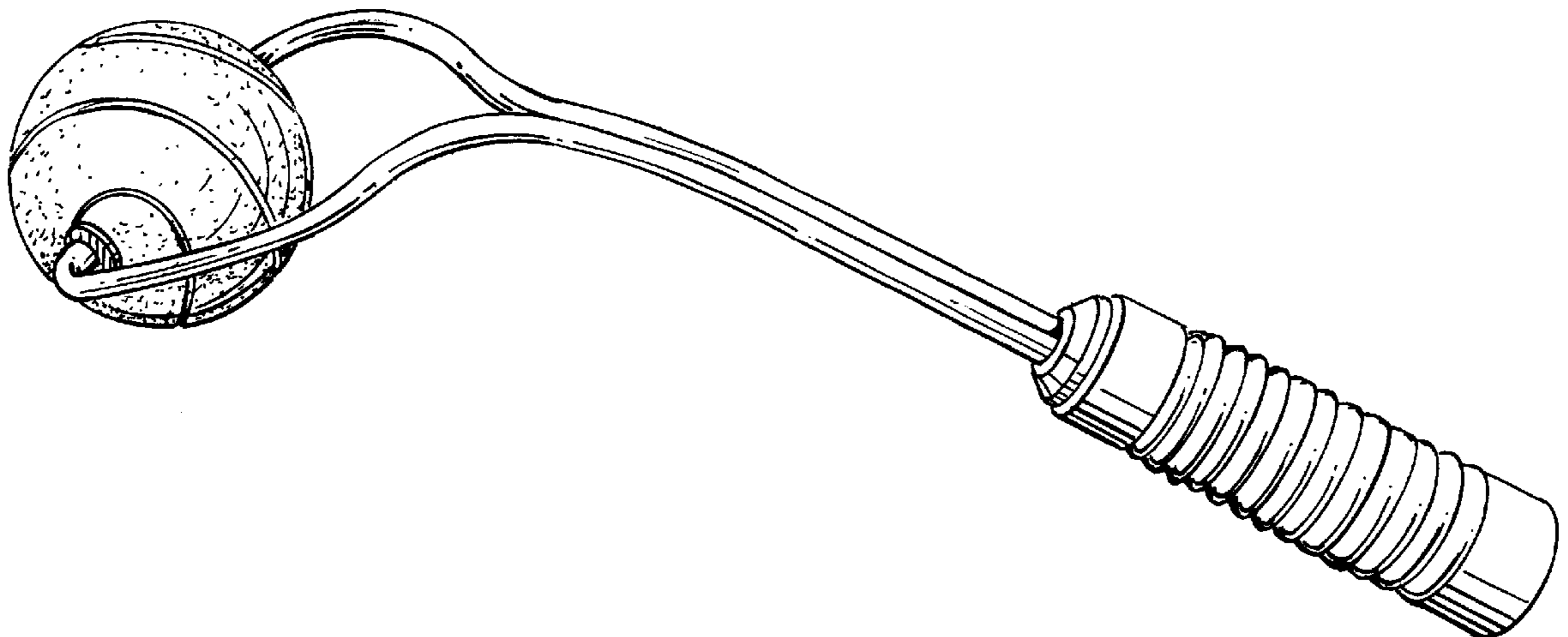
### [57] CLAIM

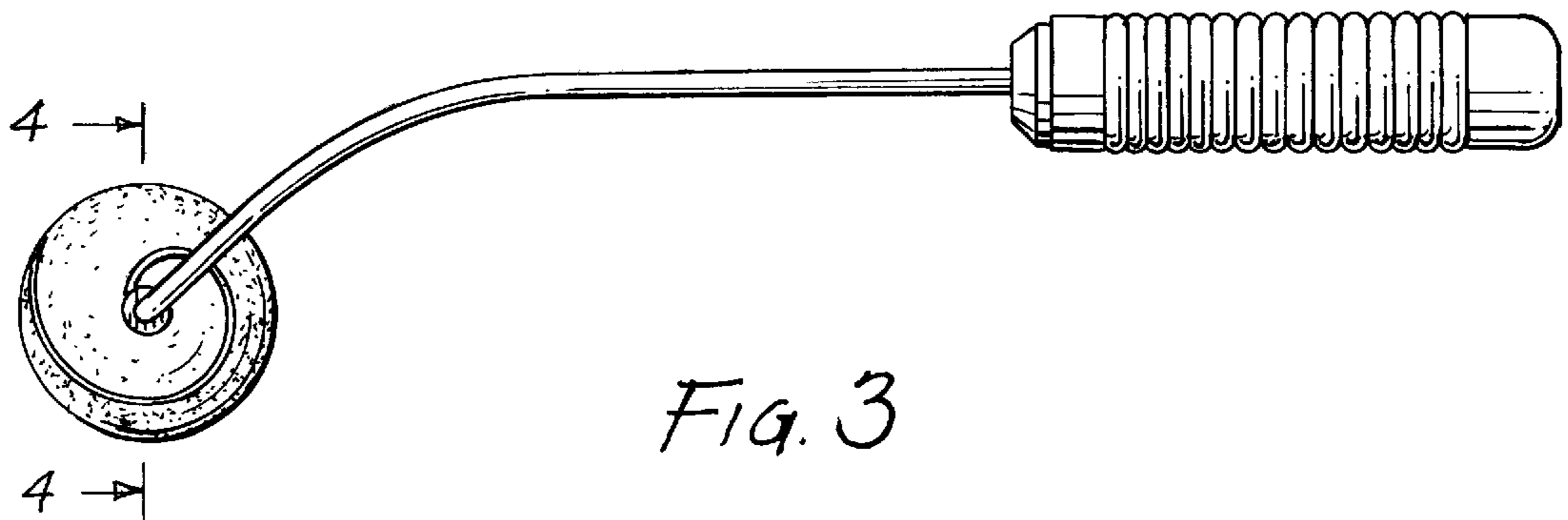

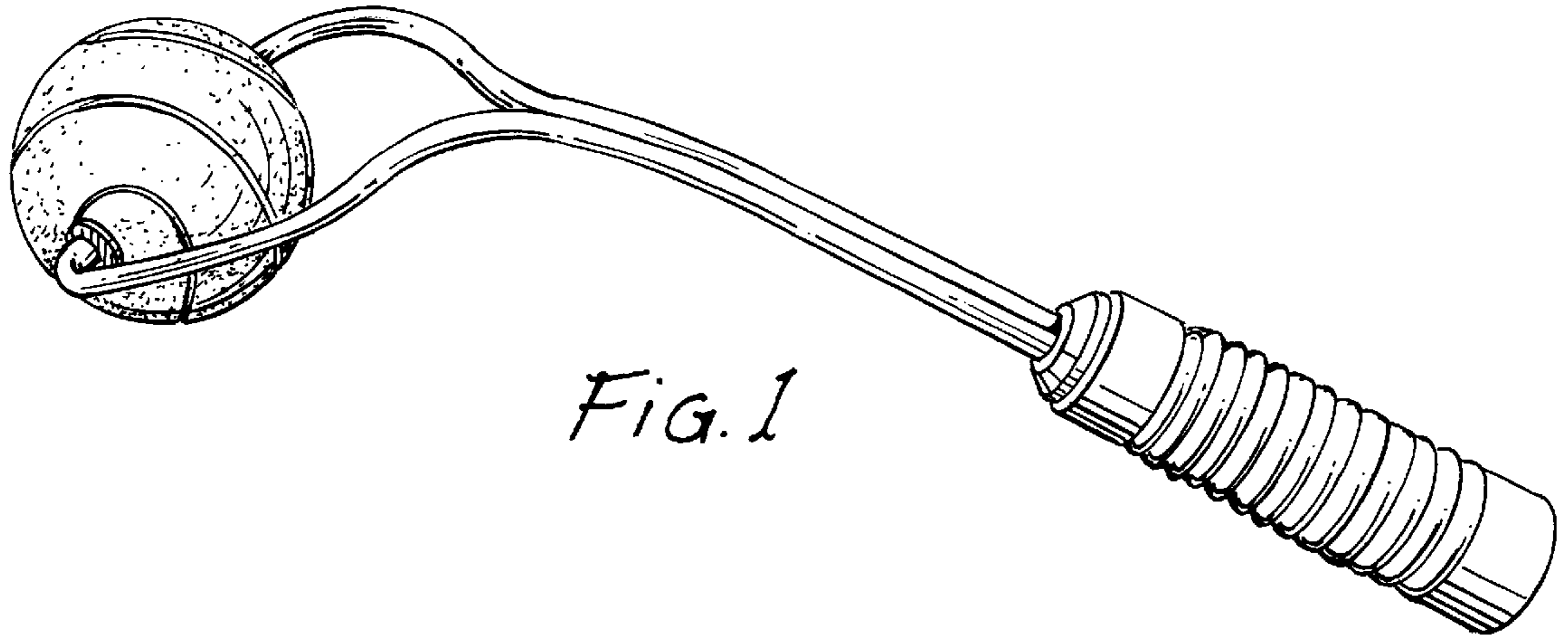
The ornamental design for a massager, as shown and described.

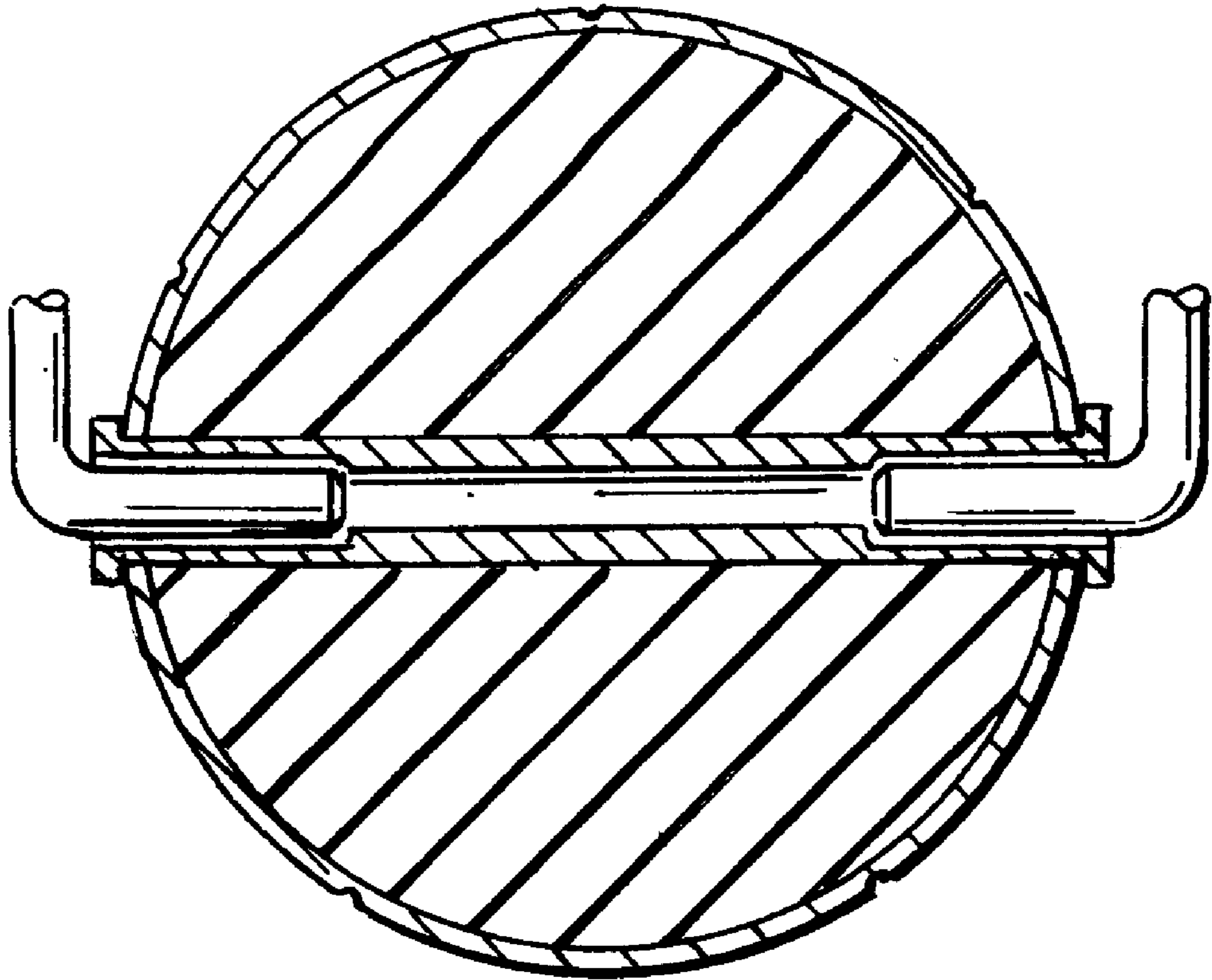
### DESCRIPTION

FIG. 1 is a perspective view of a massager, showing our new design;  
FIG. 2 is a top plan view thereof;  
FIG. 3 is a side elevational view thereof, the opposite side elevational view being identical thereto; and,  
FIG. 4 is a cross-sectional view thereof, taken along line 4—4 of FIG. 3.

**1 Claim, 2 Drawing Sheets**







*FIG. 4*