



US00D415566S

United States Patent [19]
Joyner

[11] **Patent Number: Des. 415,566**

[45] **Date of Patent: ** Oct. 19, 1999**

[54] **CUSHIONED DENTAL X-RAY FILM**

[76] Inventor: **Demetres Joyner**, 10/17th St., Edward AFB, Calif. 93523

[**] Term: **14 Years**

[21] Appl. No.: **29/081,046**

[22] Filed: **Oct. 14, 1997**

[51] **LOC (6) Cl.** **24-01**

[52] **U.S. Cl.** **D24/158**

[58] **Field of Search** D24/158; 378/168, 378/169

[56] **References Cited**

U.S. PATENT DOCUMENTS

1,687,068	10/1928	Hodgson	378/169
2,189,299	2/1940	Rinn	378/169
4,791,657	12/1988	Kirsch et al.	378/169
4,805,201	2/1989	Strong-Grainger	378/169
4,847,884	7/1989	Dove	378/168
5,784,433	7/1998	Higa	378/168

Primary Examiner—Stella Reid
Attorney, Agent, or Firm—Dennis W. Beech

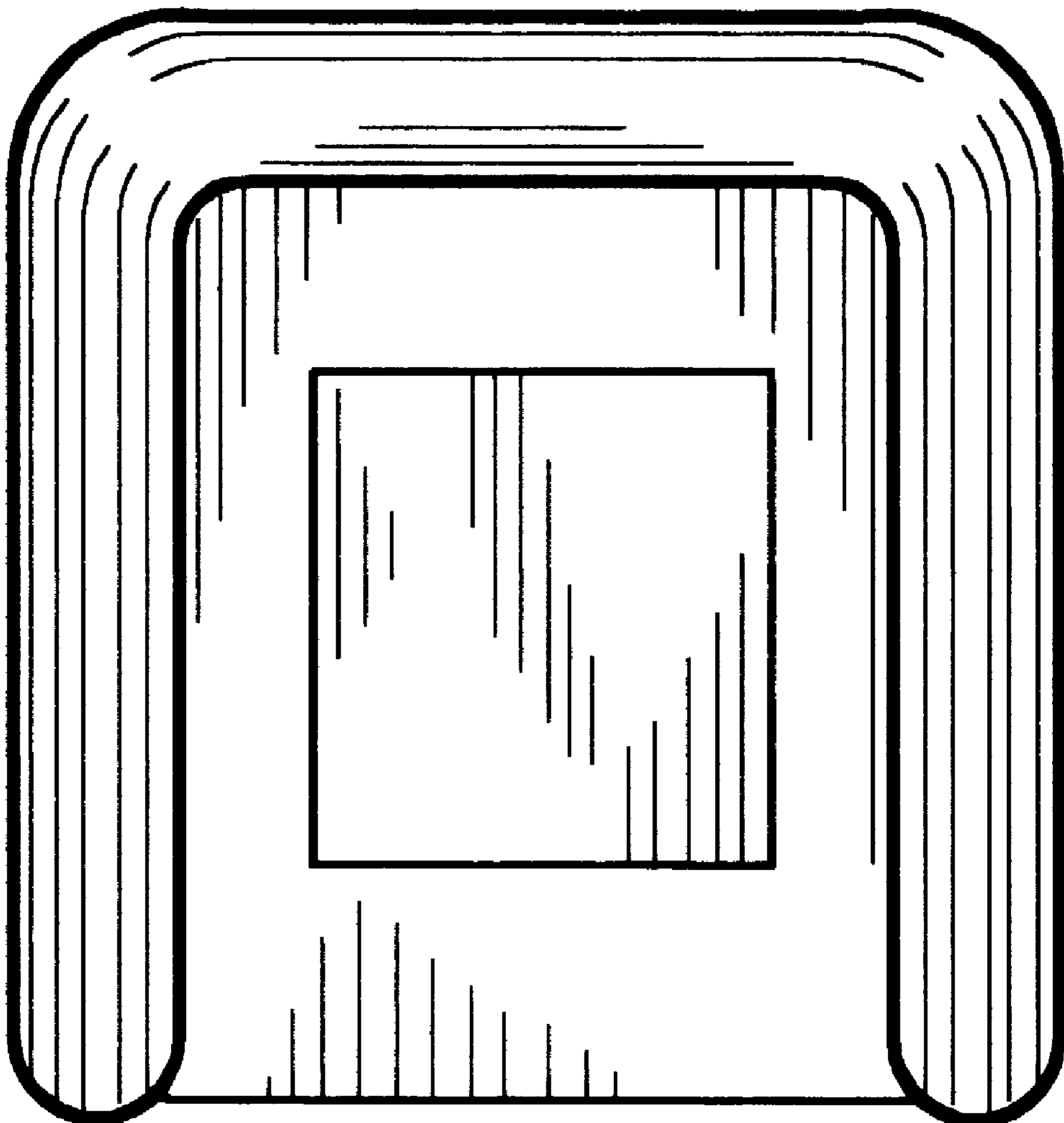
[57] **CLAIM**

The ornamental design for a cushioned dental x-ray film, as shown and described.

DESCRIPTION

FIG. 1 is a top edge view of the cushioned dental x-ray film showing my new design;
FIG. 2 is a left edge elevation view of the invention thereof;
FIG. 3 is a front elevation view thereof;
FIG. 4 is a bottom edge view thereof;
FIG. 5 is a right edge view thereof;
FIG. 6 is a back elevation view thereof;
FIG. 7 is a cross-sectional view thereof showing the feature attached; and,
FIG. 8 is a front perspective view of the invention retained in a dental film holder and inserted in a mouth.
The broken line showing of the face and the dental film holder in FIG. 8 is for illustrative purposes only and forms no part of the claimed design.

1 Claim, 2 Drawing Sheets






FIG. 1



FIG. 2

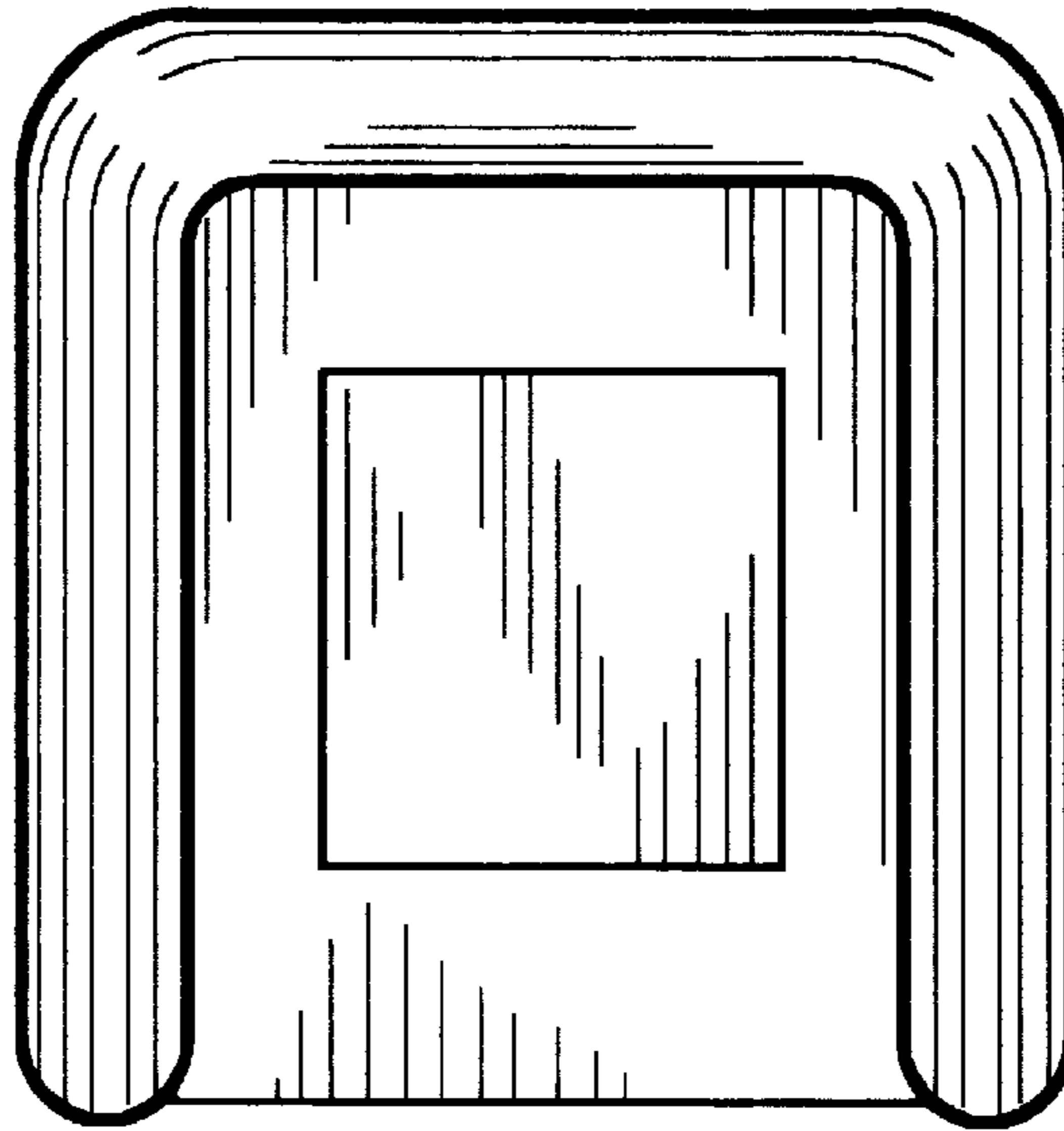


FIG. 3




FIG. 5




FIG. 4

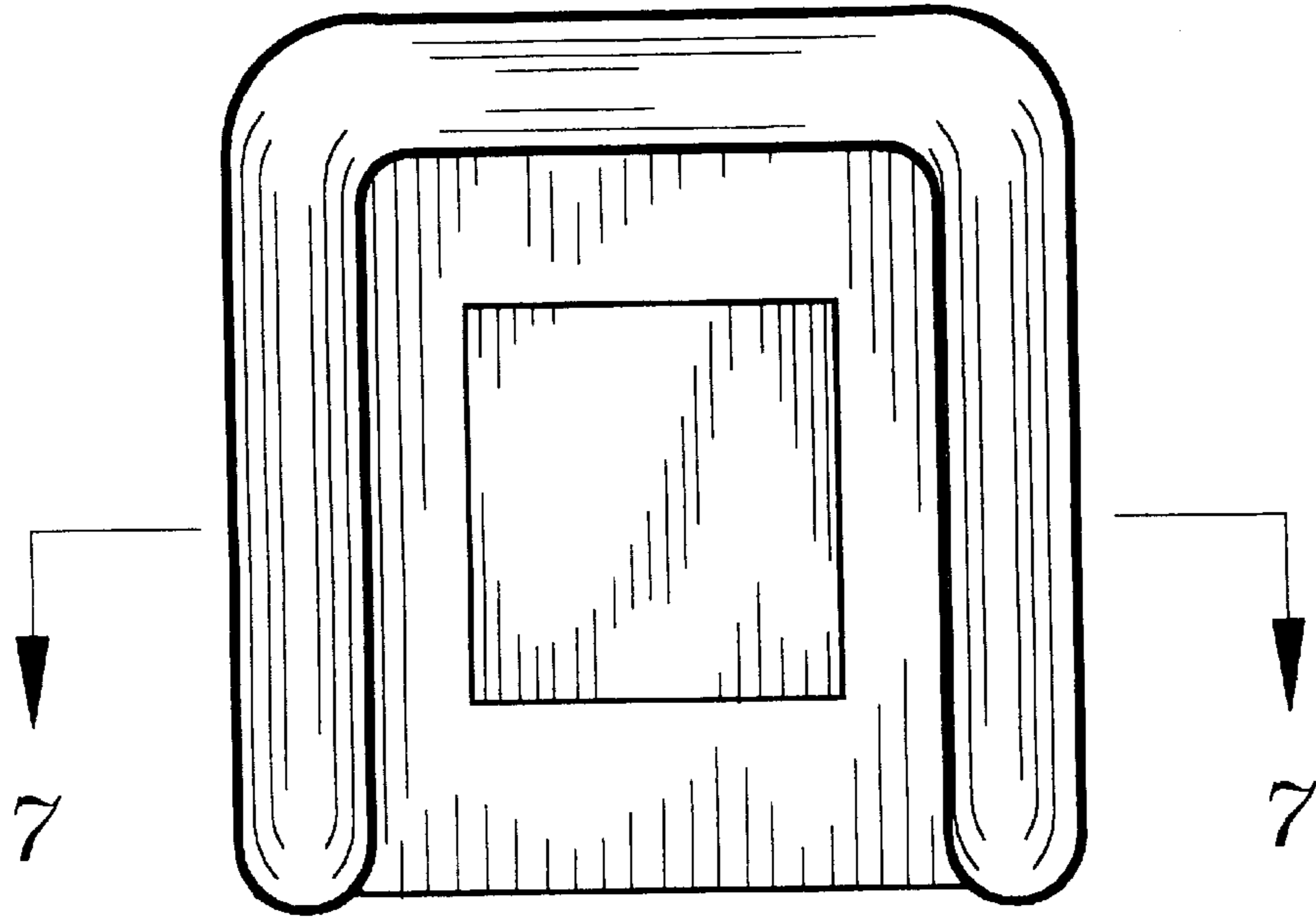


FIG. 6

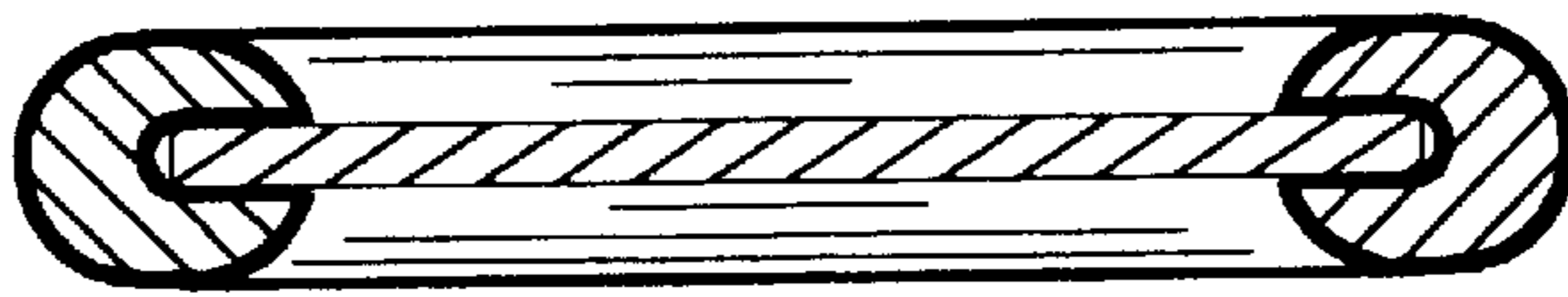


FIG. 7

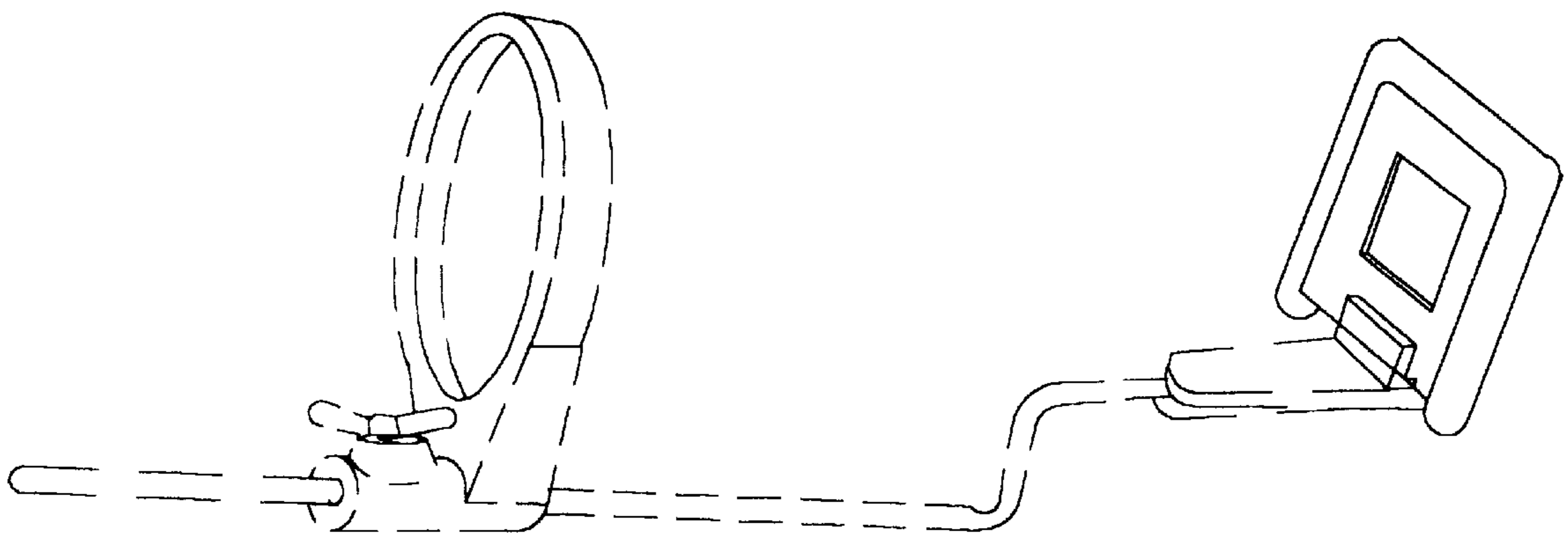


FIG. 8