



US00D415554S

**United States Patent** [19]  
**Hui-Chen**

[11] **Patent Number: Des. 415,554**  
[45] **Date of Patent: \*\* Oct. 19, 1999**

[54] **WATER SPRAYER** 3,001,725 9/1961 Lockett ..... 239/458

[76] Inventor: **Chao Hui-Chen**, 75, Liao Tsuo Hsiang,  
Liao Tsuo Li, Lu Kang Chen, Chang  
Hua Hsien, Taiwan

[\*\*] Term: **14 Years**

[21] Appl. No.: **29/093,176**

[22] Filed: **Sep. 4, 1998**

[51] **LOC (6) Cl.** ..... **23-01**

[52] **U.S. Cl.** ..... **D23/213; D23/229**

[58] **Field of Search** ..... D23/213, 223,  
D23/226, 229; 239/459, 460, 458, 525,  
526

[56] **References Cited**

**U.S. PATENT DOCUMENTS**

D. 171,428	2/1954	Storie	.....	D23/213
D. 186,645	11/1959	Burton	.....	D23/213
D. 391,349	2/1998	Chih	.....	D23/229
D. 403,407	12/1998	Hui-Chen	.....	D23/213
1,937,427	11/1933	Hanlan	.....	239/458
2,993,655	7/1961	O'Brien	.....	239/458

**OTHER PUBLICATIONS**

Water Whiz catalog; item #1060 Sweeper nozzle; p. 2, 1994.  
Nelson catalog; item #N24C Brass nozzle, p. 33, 1995  
Sherman catalog; item #P155-C Brass nozzle, p. 4, 1996.

*Primary Examiner*—Robin V. Taylor  
*Attorney, Agent, or Firm*—Harrison & Egbert

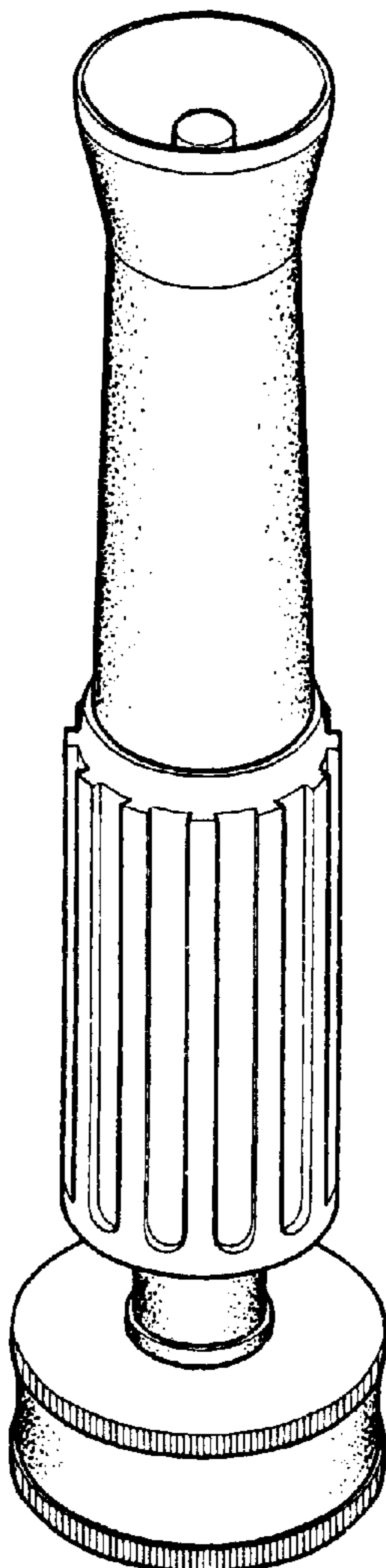
[57] **CLAIM**

I claim the ornamental design for a water sprayer, as shown and described.

**DESCRIPTION**

FIG. 1 is a frontal perspective view of a water sprayer showing my design.  
FIG. 2 is a side view thereof;  
FIG. 3 is an opposite side view thereof;  
FIG. 4 is a front view thereof;  
FIG. 5 is a back view thereof;  
FIG. 6 is a top view thereof; and,  
FIG. 7 is a bottom view thereof.

**1 Claim, 4 Drawing Sheets**



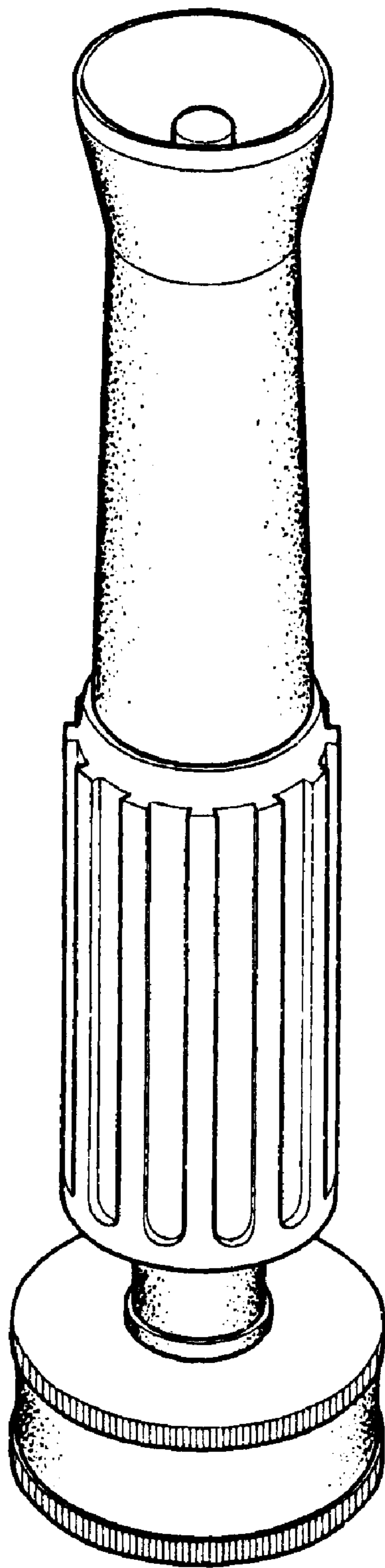


FIG.1




FIG. 2




FIG. 3




FIG. 4




FIG. 5

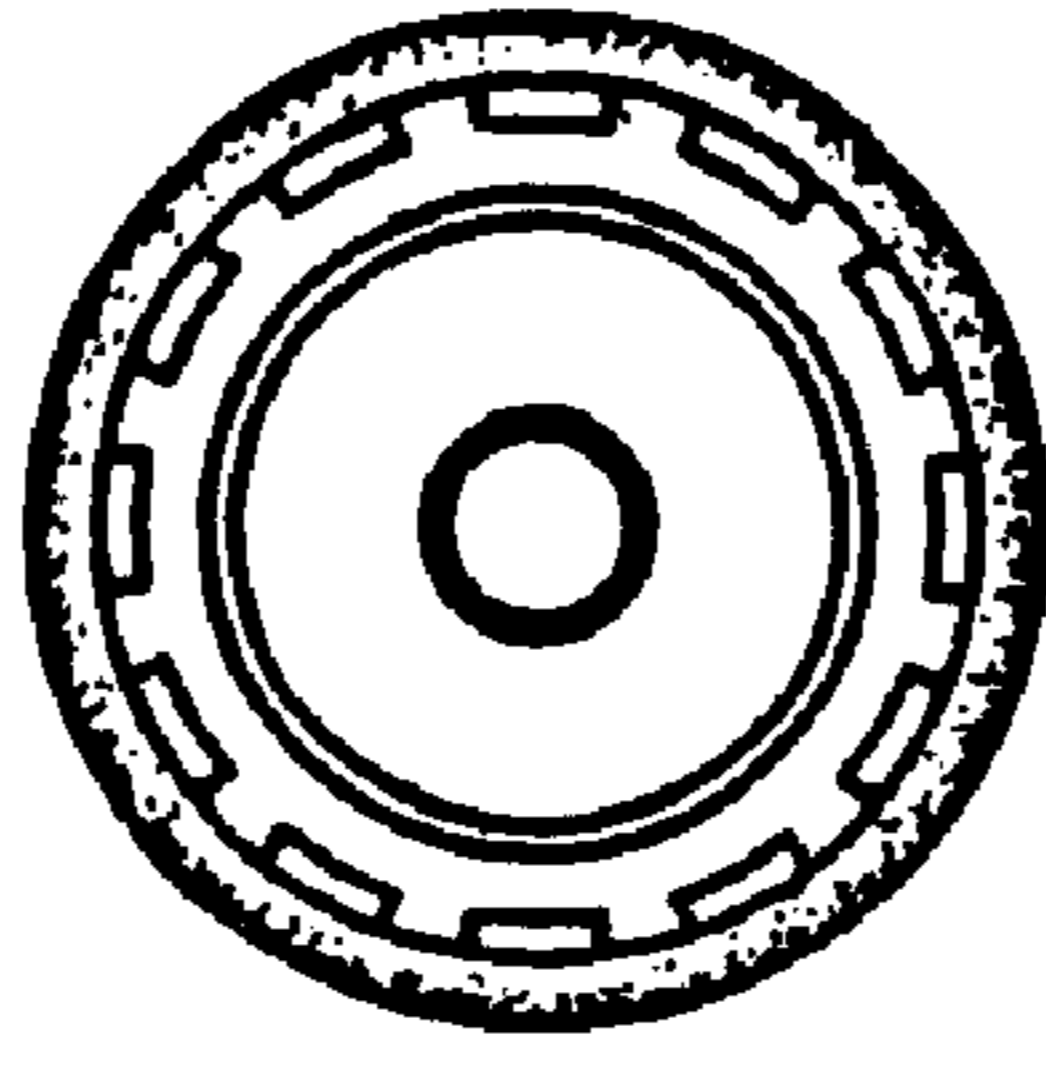


FIG. 6

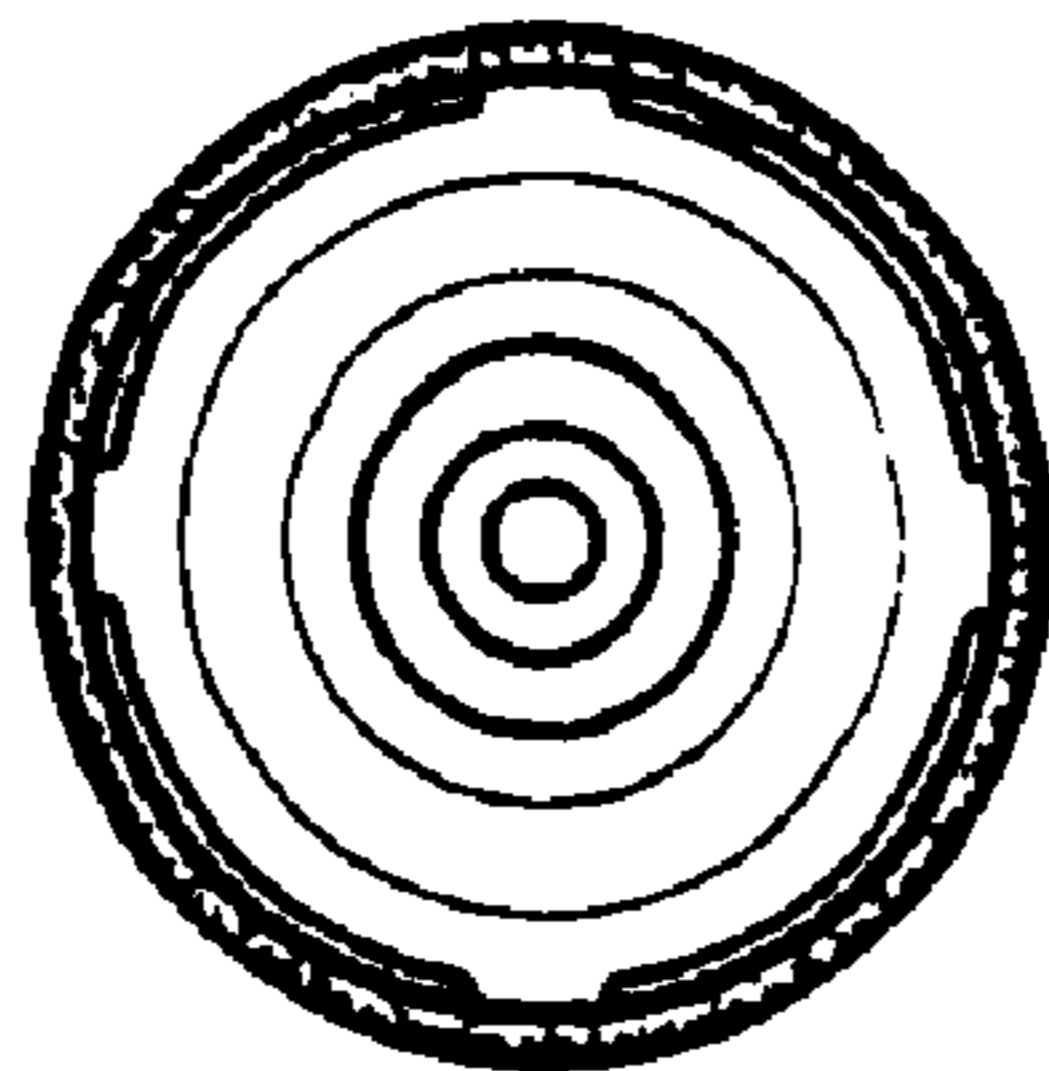


FIG. 7