



US00D415549S

United States Patent [19] Stewart

[11] **Patent Number: Des. 415,549**

[45] **Date of Patent: ** Oct. 19, 1999**

[54] **FISHING LURE HOOK TRAILER**

[75] Inventor: **William R. Stewart**, London, Ky.

[73] Assignee: **Lester H. Cockerham**, Corbin, Ky.; a part interest

[**] Term: **14 Years**

[21] Appl. No.: **29/088,192**

[22] Filed: **May 18, 1998**

[51] **LOC (6) Cl.** **22-05**

[52] **U.S. Cl.** **D22/126**

[58] **Field of Search** D22/126, 132, D22/133, 127; 43/3, 42.32, 42.24, 42.31, 42.34, 42.39, 42.45

[56] **References Cited**

U.S. PATENT DOCUMENTS

D. 39,869	9/1909	Tirone, Jr.	D22/126
D. 131,135	1/1942	Adam	D22/130
D. 224,009	6/1972	Harville et al.	D22/127

D. 257,636	12/1980	Williams, Jr.	D22/126
D. 358,630	5/1995	Antuna	D22/126
3,122,853	3/1964	Koonz et al.	43/42.24
3,611,614	10/1971	Ward	43/42.24
4,069,610	1/1978	Firmin	43/42.24
5,689,910	11/1997	Kato	43/42.31

Primary Examiner—Stella Reid
Assistant Examiner—Inga-Maria Hyttinen
Attorney, Agent, or Firm—Maurice L. Miller, Jr.

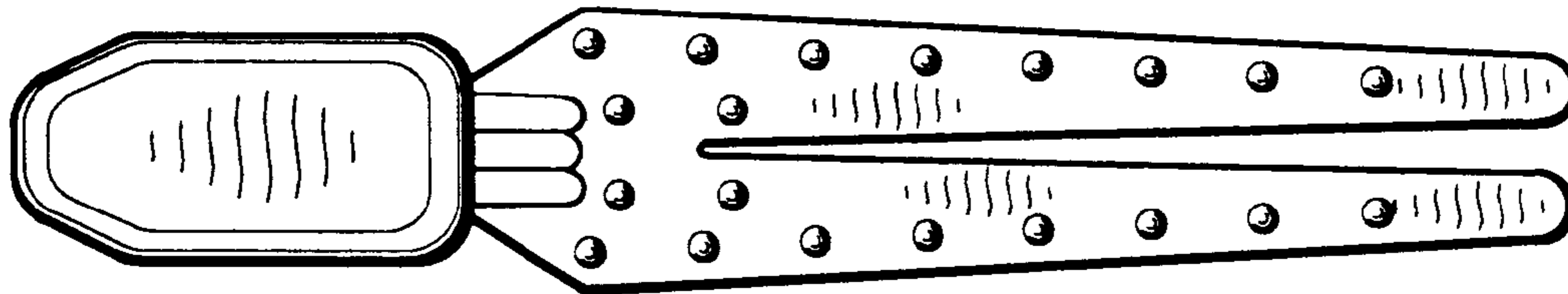
[57] **CLAIM**

The ornamental design for a fishing lure hook trailer, as shown and described.

DESCRIPTION

FIG. 1 is a top plan view of a fishing lure hook trailer showing my new design;
FIG. 2 is a side elevation view thereof, it being understood that the opposite side is a mirror image thereof;
FIG. 3 is a head end elevation view thereof;
FIG. 4 is a tail end elevation view thereof; and,
FIG. 5 is a bottom plan view of the fishing lure hook trailer.

1 Claim, 1 Drawing Sheet



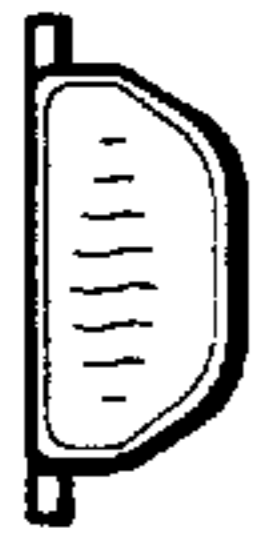


FIG. 3

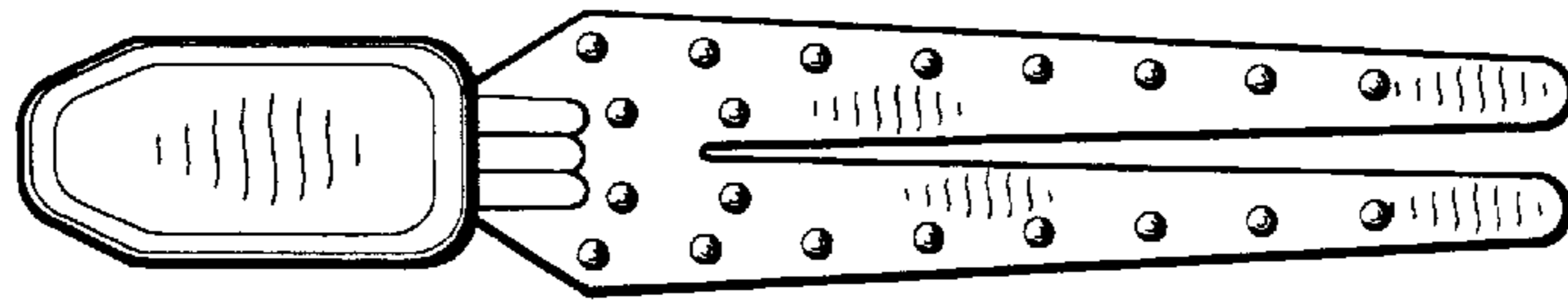


FIG. 1

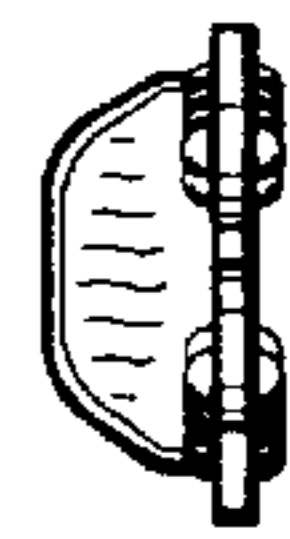


FIG. 4



FIG. 2

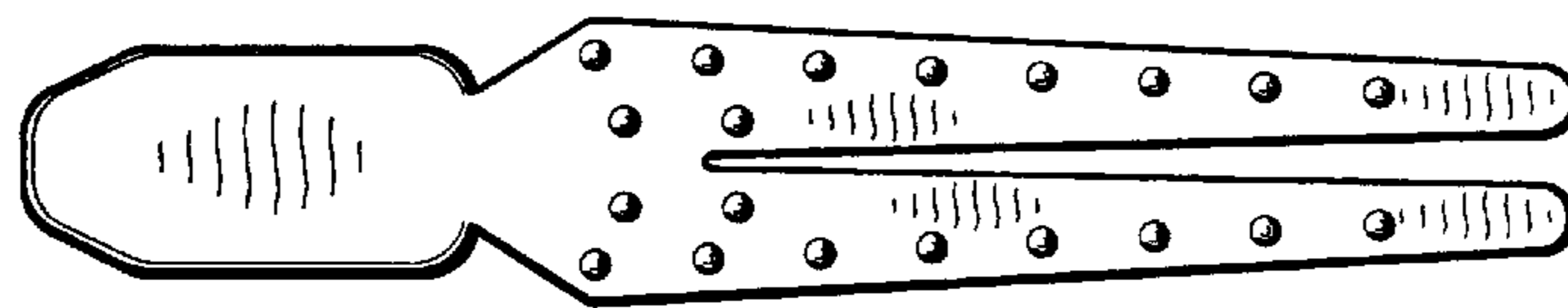


FIG. 5