



US00D415541S

United States Patent [19]

Stahl et al.

[11] Patent Number: **Des. 415,541**

[45] Date of Patent: **** Oct. 19, 1999**

[54] **GOLF BALL WITH RING PATTERN**

[75] Inventors: **Joseph Stahl**, Southampton; **Gerry Lavallee**, Belchertown; **Michael J. Sullivan**, Chicopee, all of Mass.

[73] Assignee: **Lisco, Inc.**

[**] Term: **14 Years**

[21] Appl. No.: **29/085,660**

[22] Filed: **Mar. 27, 1998**

[51] **LOC (6) Cl.** **21-02**

[52] **U.S. Cl.** **D21/709**

[58] **Field of Search** D21/707-709,
D21/713; 473/200, 268, 280, 378-384

[56] **References Cited**

U.S. PATENT DOCUMENTS

D. 393,672 4/1998 Clay D21/713

| | | | |
|-----------|---------|-----------------|---------|
| 1,482,232 | 1/1924 | Hazeltine . | |
| 1,795,732 | 3/1931 | Miller . | |
| 2,050,402 | 3/1936 | Walsh . | |
| 2,135,210 | 11/1938 | Farrar | 473/383 |
| 2,335,405 | 11/1943 | Geer | 473/378 |
| 2,861,810 | 11/1958 | Veatch . | |
| 4,266,773 | 5/1981 | Treadwell | 473/383 |
| 5,427,378 | 6/1995 | Murphy . | |
| 5,662,534 | 9/1997 | Kroll et al. . | |

Primary Examiner—Ted Shooman
Assistant Examiner—Richelle Shelton

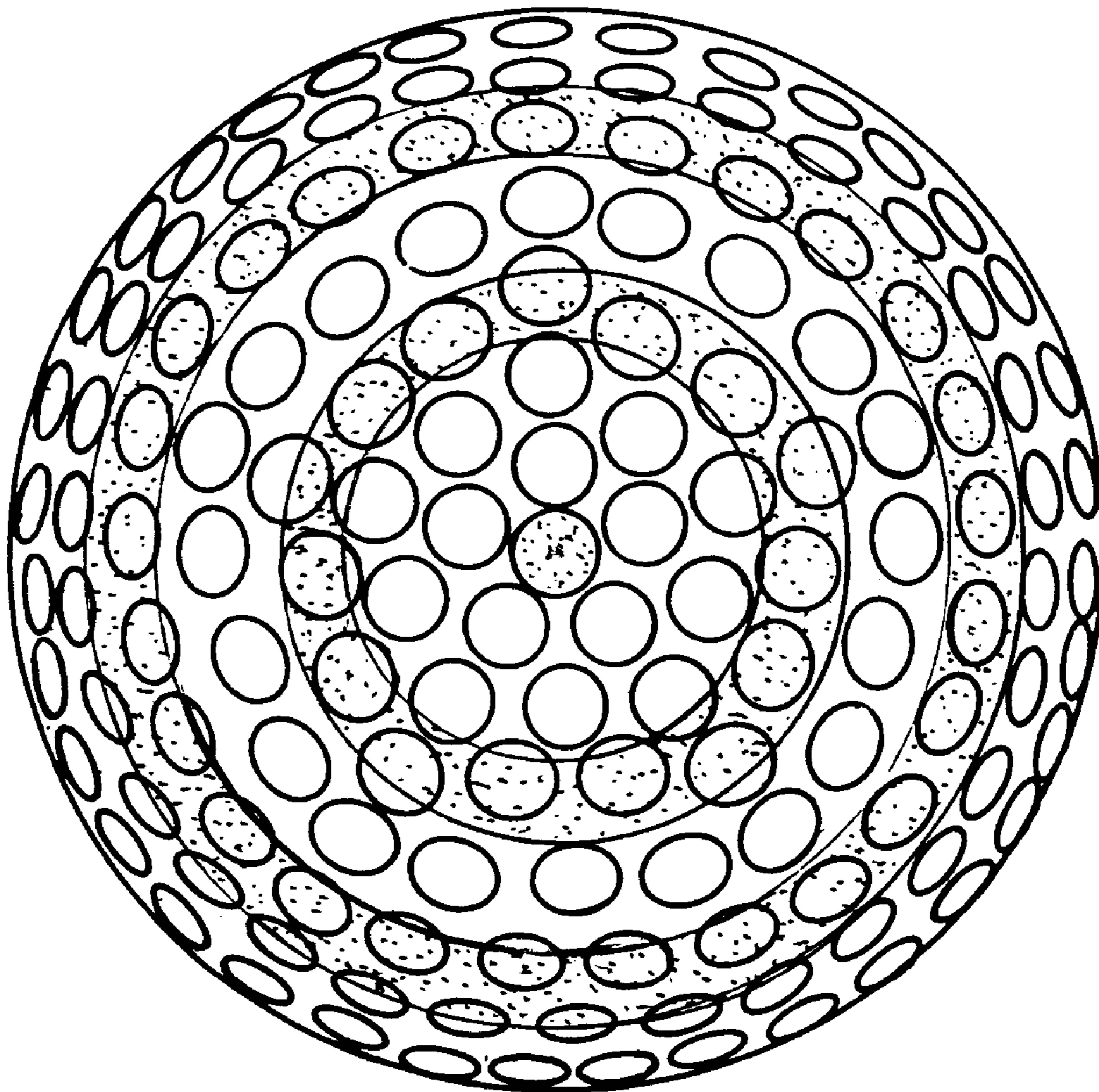
[57] CLAIM

The ornamental design for a golf ball with ring pattern, as shown.

DESCRIPTION

FIG. 1 is a front elevational view of a golf ball with ring pattern according to the present invention; and, FIG. 2 is a rear elevational view thereof.

1 Claim, 1 Drawing Sheet



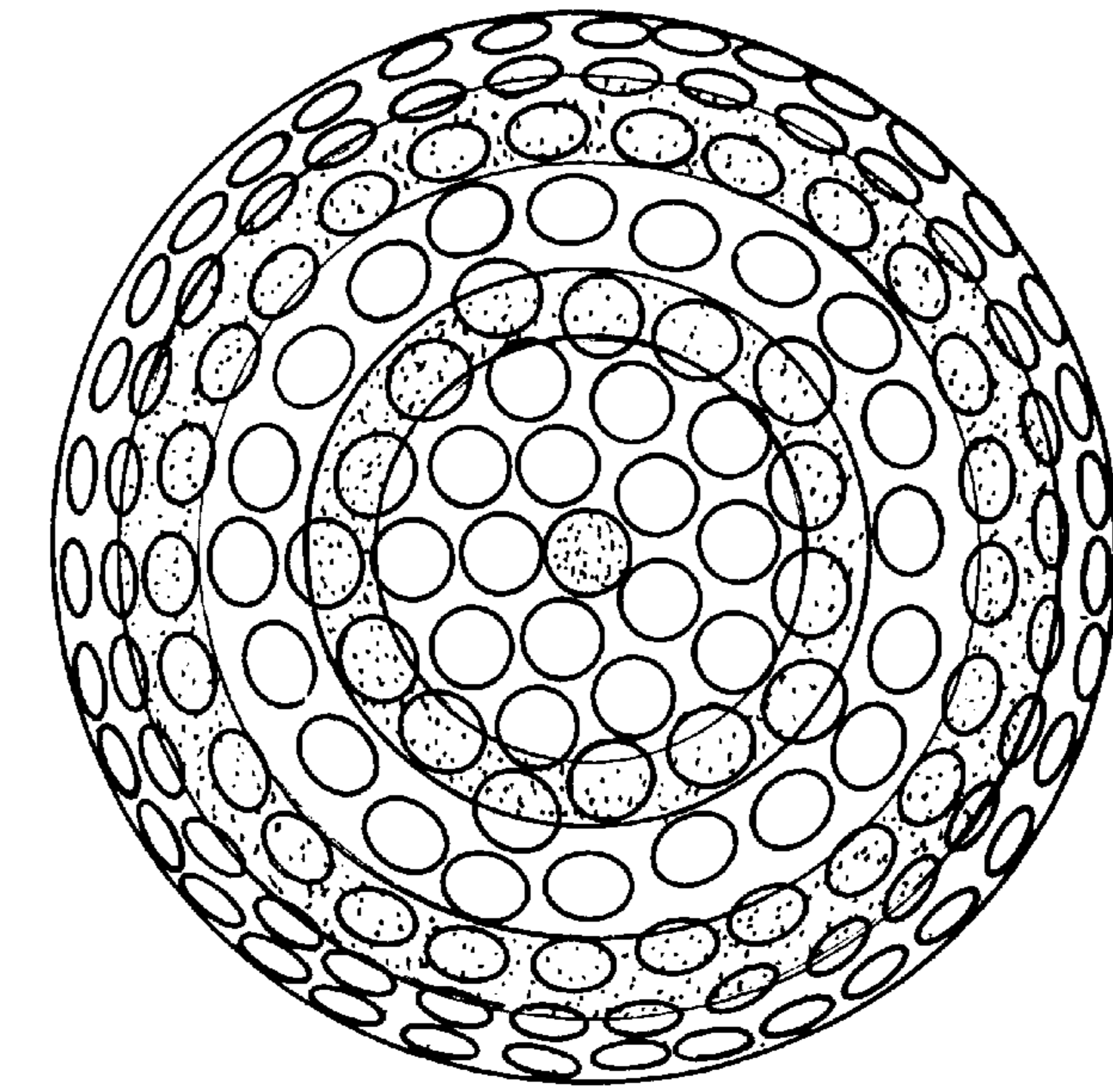


FIG. 1

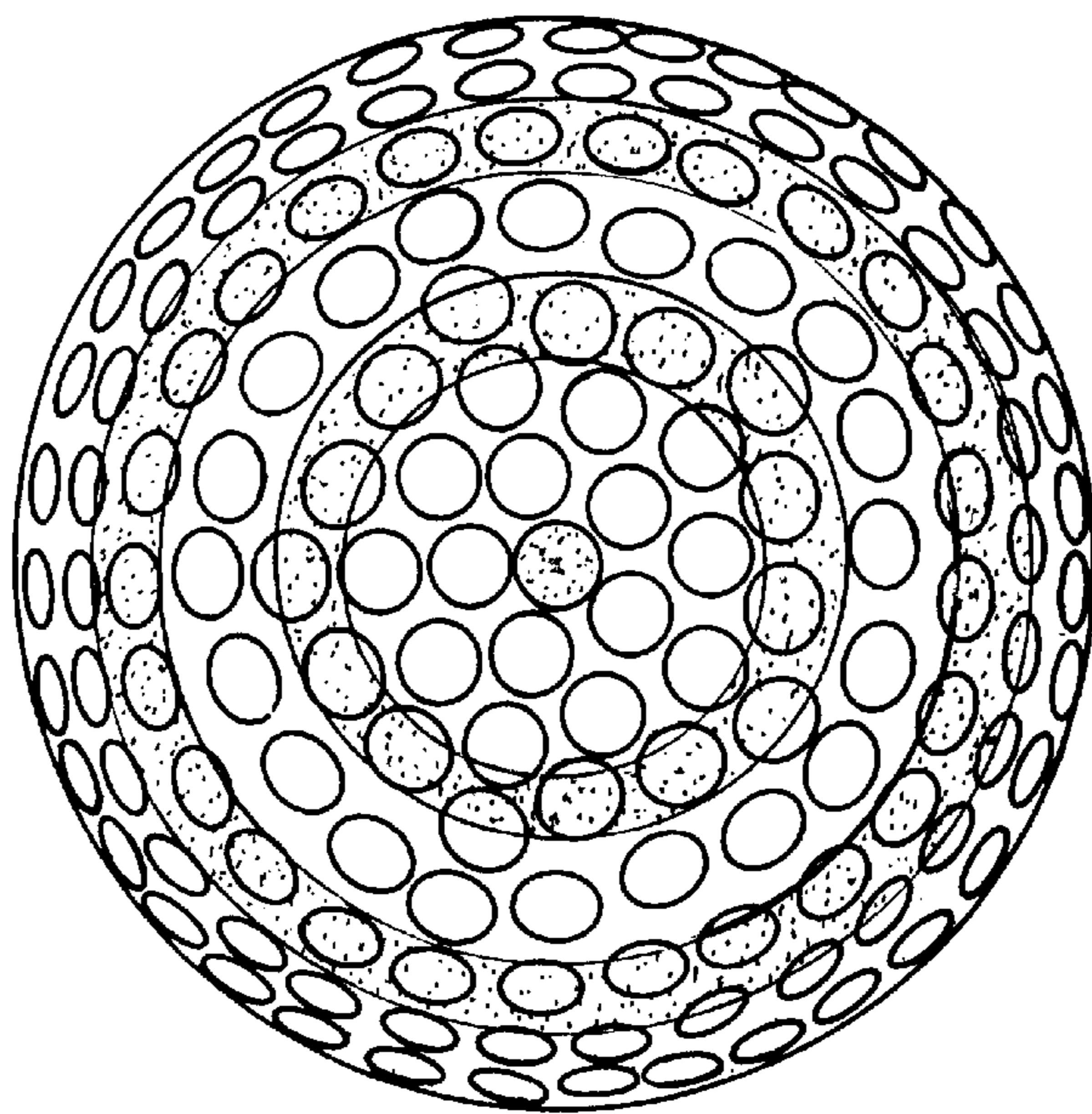


FIG. 2