



US00D415539S

United States Patent [19]

[11] Patent Number: Des. 415,539

Rudy

[45] Date of Patent: ** Oct. 19, 1999

[54] **TOY-BLOCK WITH INCLINED RAIL EXTENSION**

[75] Inventor: Eric A. Rudy, Philadelphia Township, Pa.

[73] Assignee: 90Degrees, Inc., Philadelphia, Pa.

[**] Term: 14 Years

[21] Appl. No.: 29/096,710

[22] Filed: Nov. 19, 1998

[51] LOC (6) Cl. 21-01

[52] U.S. Cl. D21/505

[58] Field of Search D21/484-505, D21/564-565; 446/85, 88, 93-96, 102-111, 116-117, 119-121, 124-125, 128, 444-447, 476; 238/10 E, 10 F

[56] **References Cited**

U.S. PATENT DOCUMENTS

D. 233,542	11/1974	Christiansen	D34/15 GG
D. 290,627	6/1987	Dideriksen	D21/108
D. 311,935	11/1990	Andersen	D21/108
D. 335,156	4/1993	Knudsen et al.	D21/504
D. 336,120	6/1993	Knudsen	D4/108
D. 338,929	8/1993	Stone	D21/504
D. 344,992	3/1994	Ruszkai	D21/565
351,799	11/1886	Ruelius	238/10 E
D. 355,452	2/1995	Glynn	D21/108
D. 355,453	2/1995	Glynn	D21/108
D. 355,454	2/1995	Glynn	D21/108
D. 355,681	2/1995	Glynn	D21/108
D. 356,124	3/1995	Glynn	D21/108
D. 367,898	3/1996	Glynn	D21/108
D. 377,377	1/1997	Glynn	D21/108
1,236,896	8/1917	Anderson	D21/500
1,281,856	10/1918	Shaw	.	
2,020,562	11/1935	Miller	46/35
2,077,065	4/1937	Johannes	46/25
2,472,363	6/1949	Blackinton	D21/504
3,034,254	5/1962	Christiansen	D21/505
3,127,175	3/1964	White	273/132
3,234,683	2/1966	Christiansen	46/25

3,242,610	3/1966	Christiansen	46/26
3,415,007	12/1968	Howe	46/19
3,545,122	12/1970	Onanian	46/25
3,597,875	8/1971	Christiansen	46/25
3,640,017	2/1972	Christiansen	46/23
3,667,153	6/1972	Christiansen	46/30
3,690,031	9/1972	Shinoda	46/17
3,791,090	2/1974	Kniefel	52/593
3,803,754	4/1974	Fischer	46/26
4,044,497	8/1977	Bettens	46/17
4,182,072	1/1980	Much	46/17
4,185,410	1/1980	Kristiansen	46/23
4,219,153	8/1980	Cheng	238/10 E
4,253,268	3/1981	Mayr	46/30
4,403,733	9/1983	Bach et al.	238/10
4,726,515	2/1988	Bolli et al.	238/10
5,049,104	9/1991	Olsen	446/104
5,061,218	10/1991	Garage et al.	446/102
5,094,643	3/1992	Bolli et al.	446/121
5,209,693	5/1993	Lyman	446/104
5,411,428	5/1995	Orii et al.	446/90
5,427,558	6/1995	Knudsen	446/102
5,527,201	6/1996	Maddock	446/104
5,830,032	11/1998	Campbell	446/108

OTHER PUBLICATIONS

Lego Catalog, p. 35, Jan. 1997.

Primary Examiner—Raphael Barkai
Attorney, Agent, or Firm—Kenneth P. Glynn, Esq.

[57] **CLAIM**

The ornamental design for a toy-block with inclined rail extension, as shown and described.

DESCRIPTION

FIG. 1 is a top perspective view of a toy-block with inclined rail extension showing my new design;
FIG. 2 is a top plan view thereof;
FIG. 3 is a first side elevational view thereof;
FIG. 4 is a second side elevational view thereof;
FIG. 5 is a third side elevational view thereof;
FIG. 6 is a fourth side elevational view thereof; and,
FIG. 7 is a bottom elevational view thereof.

1 Claim, 1 Drawing Sheet

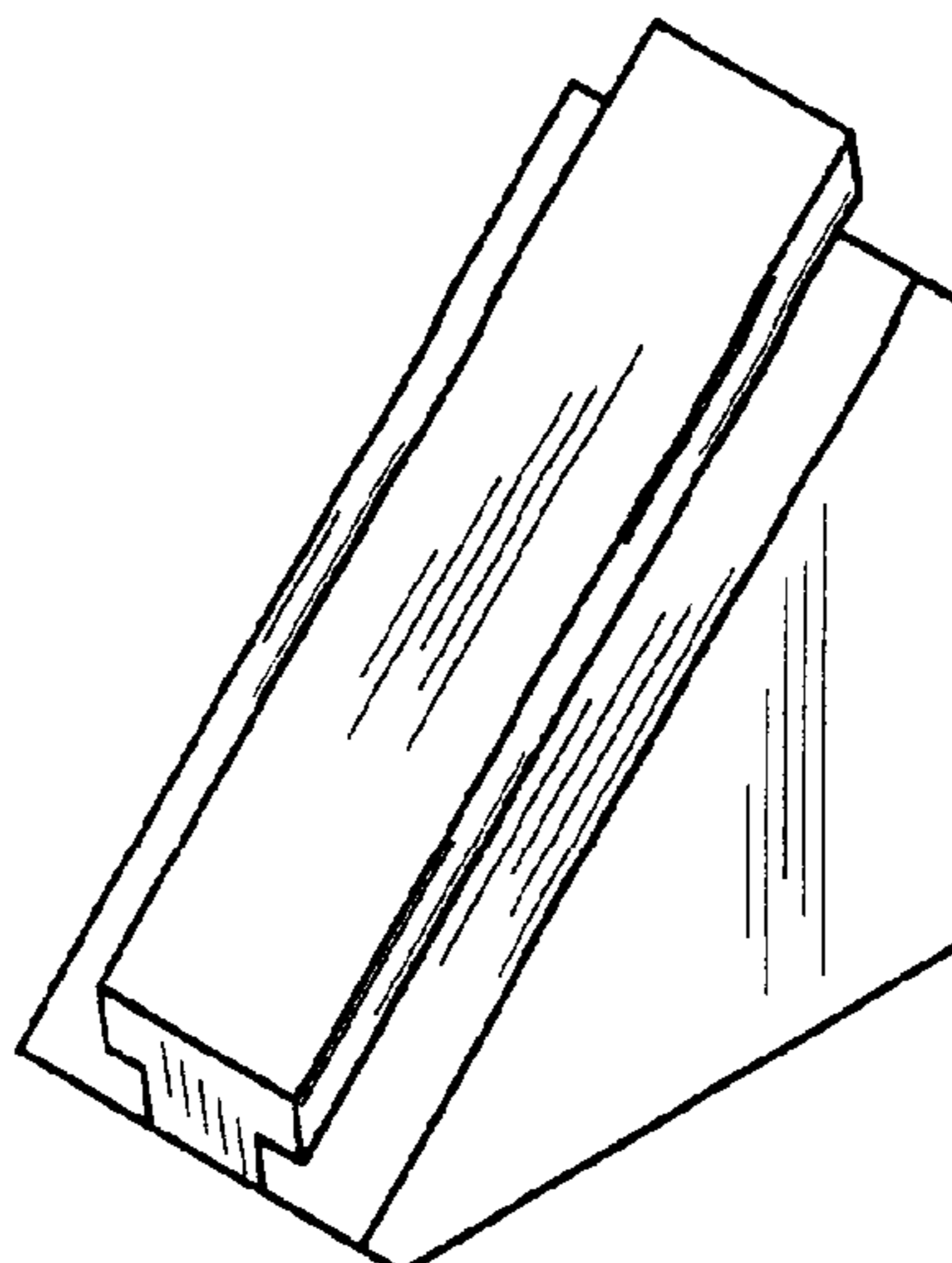




Fig. 2

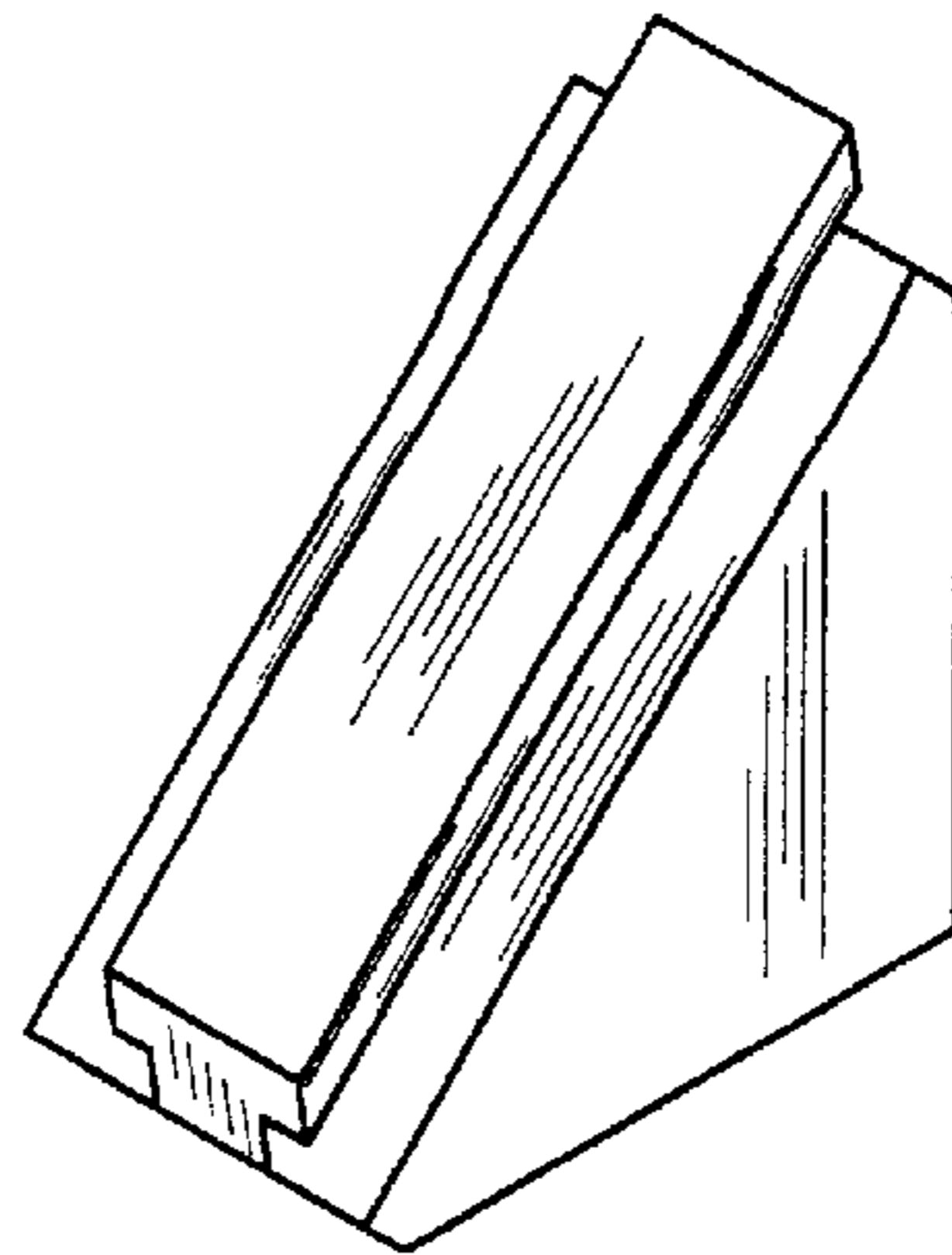


Fig. 1

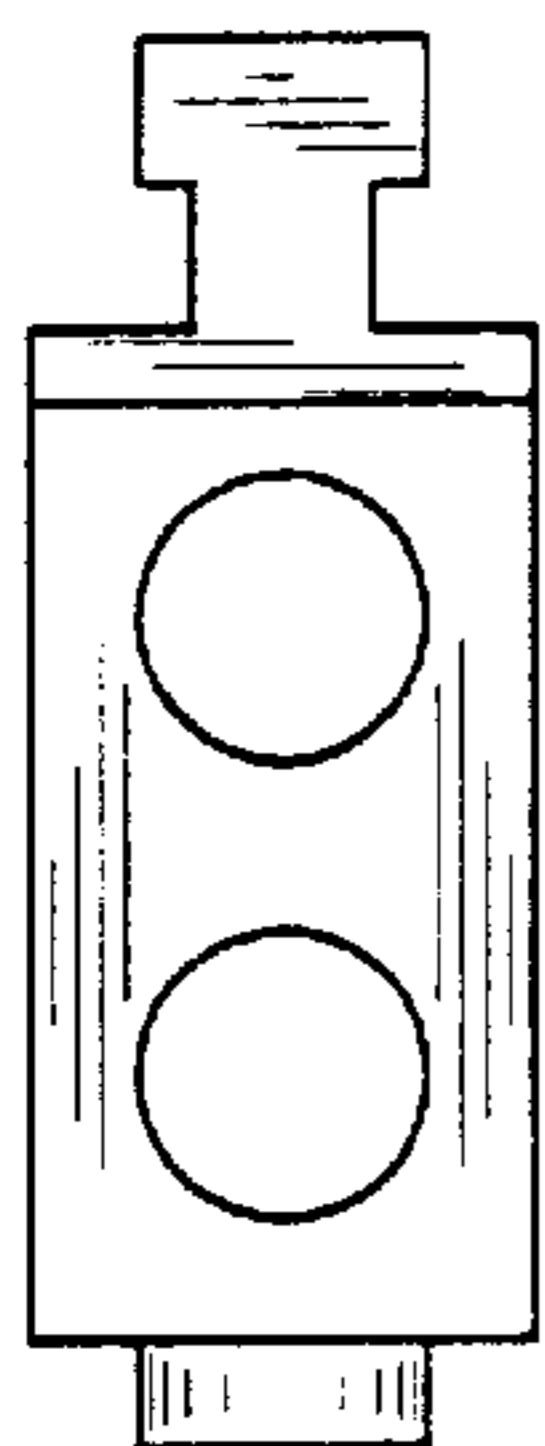


Fig. 3

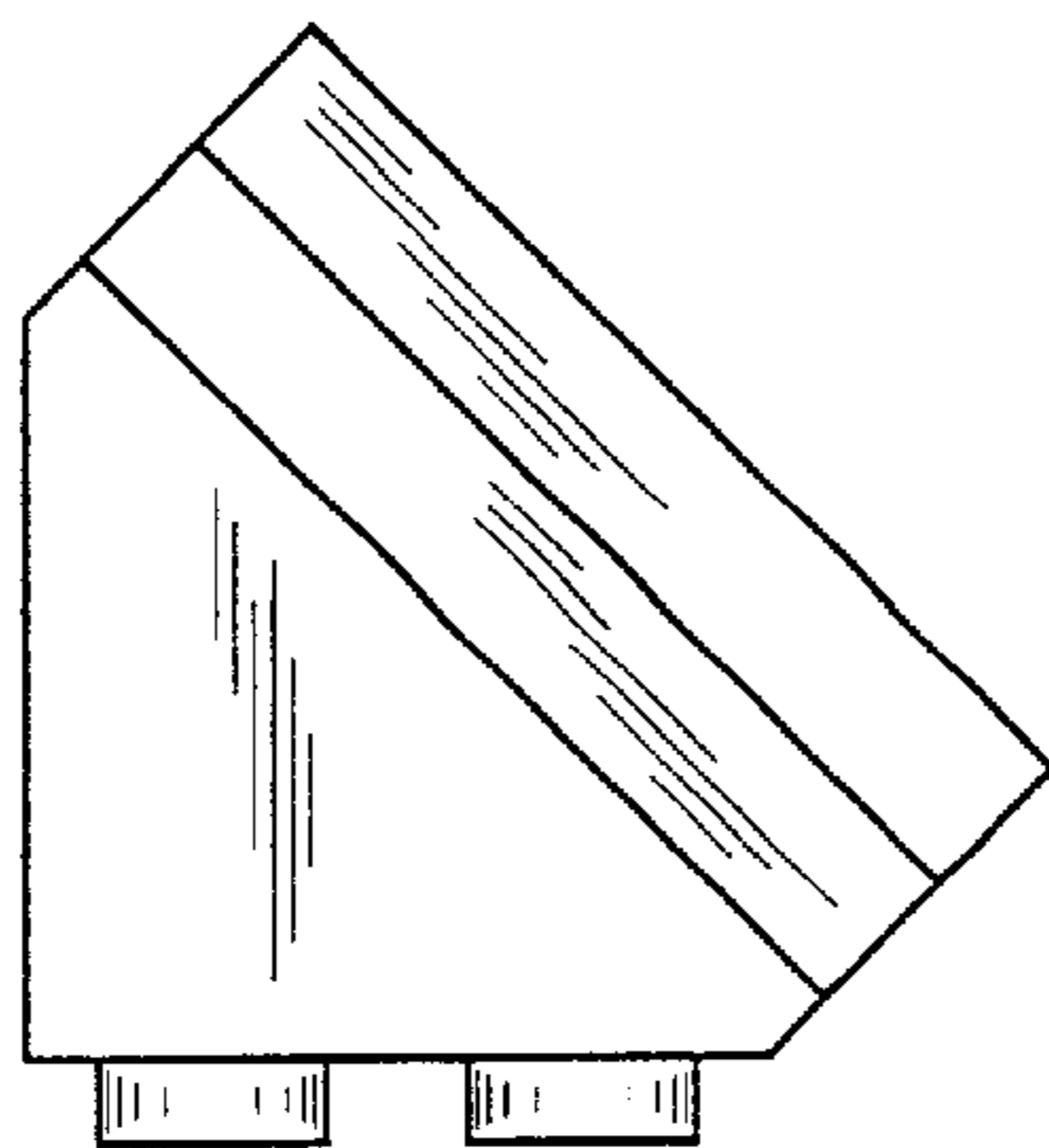


Fig. 4

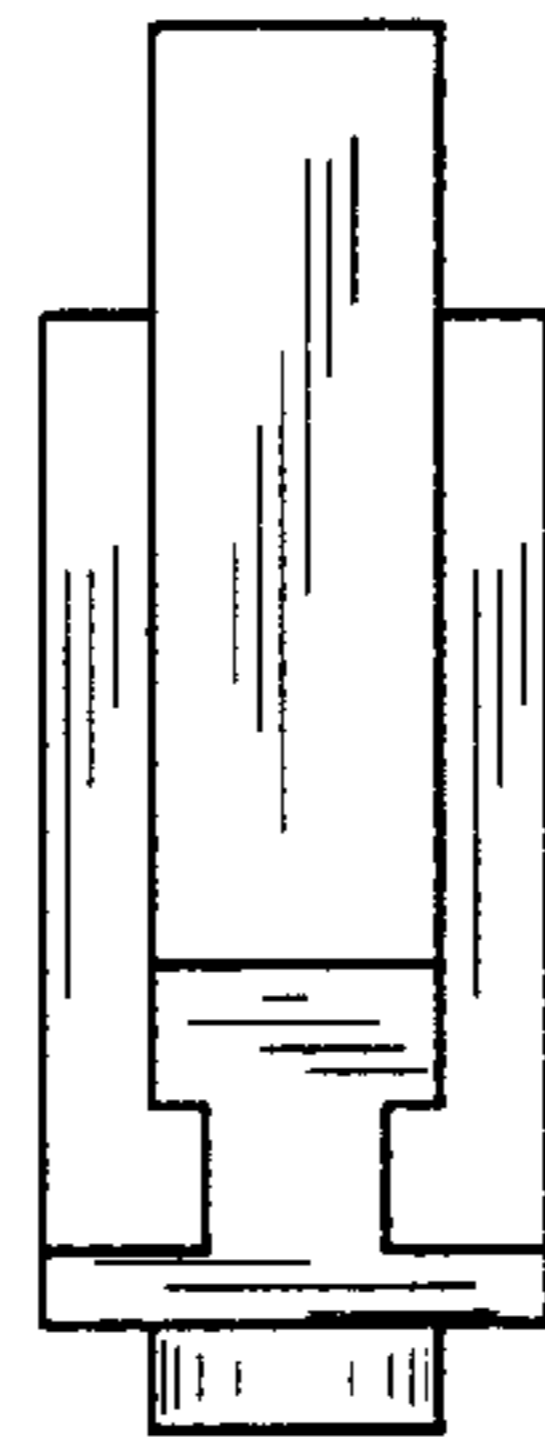


Fig. 5

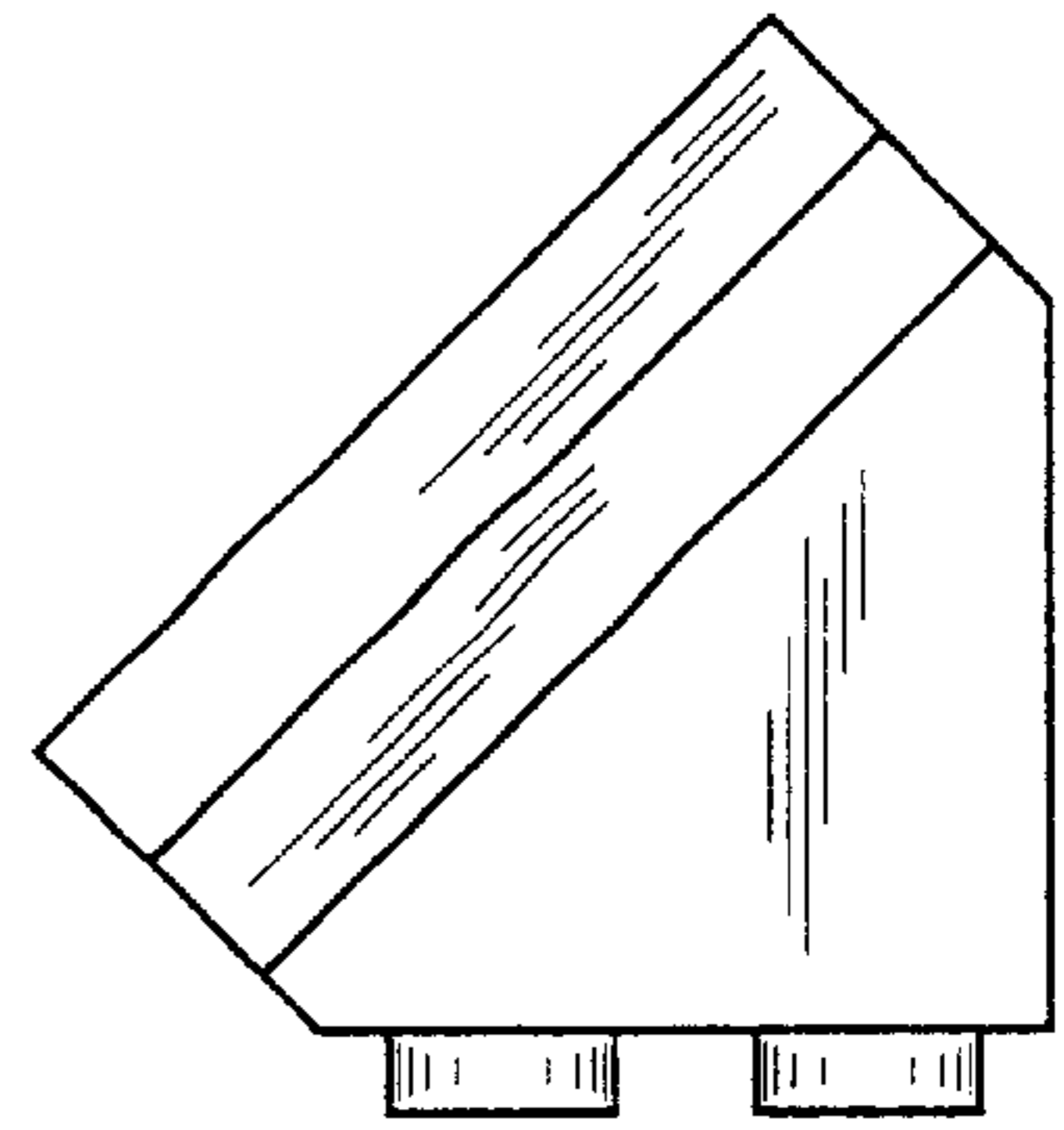


Fig. 6

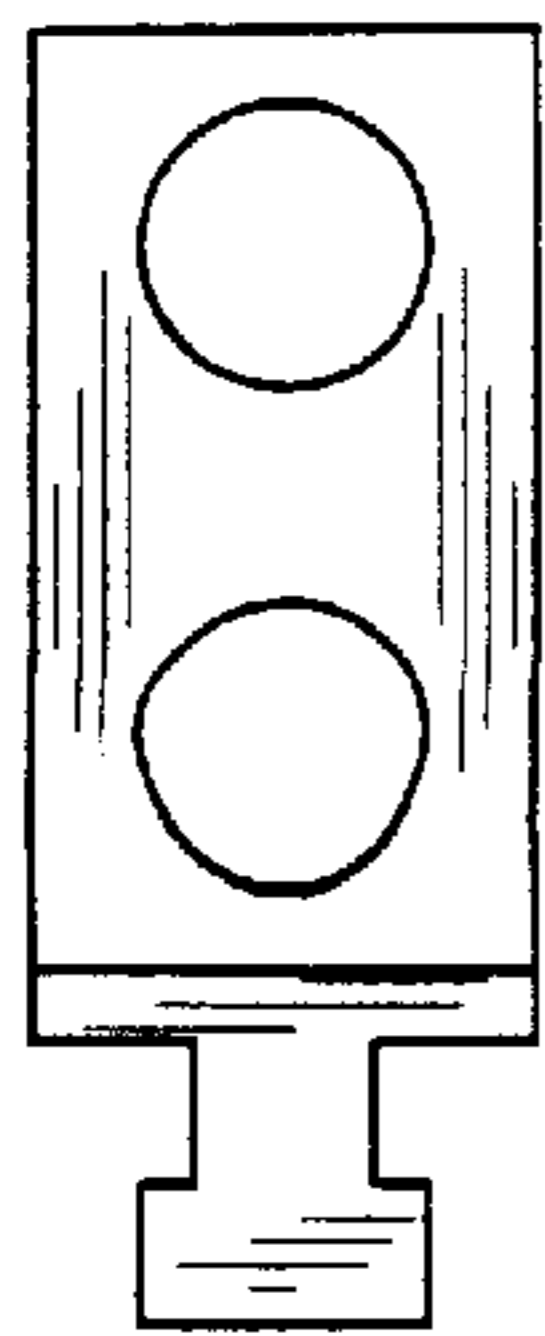


Fig. 7