



US00D415531S

United States Patent [19]
Schultz

[11] **Patent Number: Des. 415,531**

[45] **Date of Patent: ** Oct. 19, 1999**

[54] **CLIPBOARD WITH FOLD-AWAY COVER AND DIVIDER**

[76] Inventor: **Leon A. Schultz**, 459 N. Eau Claire St., Mondovi, Wis. 54755

[**] Term: **14 Years**

[21] Appl. No.: **29/077,933**

[22] Filed: **Jun. 12, 1997**

Related U.S. Application Data

[63] Continuation-in-part of application No. 29/039,132, May 22, 1995, abandoned.

[51] **LOC (6) Cl.** **19-02**

[52] **U.S. Cl.** **D19/88; D19/90; D19/65**

[58] **Field of Search** D19/26, 27, 31, D19/32, 75, 78, 86, 88, 90, 91, 99, 100; 248/441.1, 442.2, 450, 451, 452

[56] **References Cited**

U.S. PATENT DOCUMENTS

D. 286,894 11/1986 Haas et al. D19/88

D. 298,955	12/1988	Zovar	D19/88
D. 379,477	5/1997	Shamoon	D19/90 X
922,610	5/1909	Mills	248/443
3,497,922	3/1970	Wade	24/67.1
4,243,249	1/1981	Goss	248/444
4,645,163	2/1987	Zovar	248/452
5,145,141	9/1992	Hunter	248/441.1 X

Primary Examiner—Martie K.. Holtje
Attorney, Agent, or Firm—Skinner and Associates

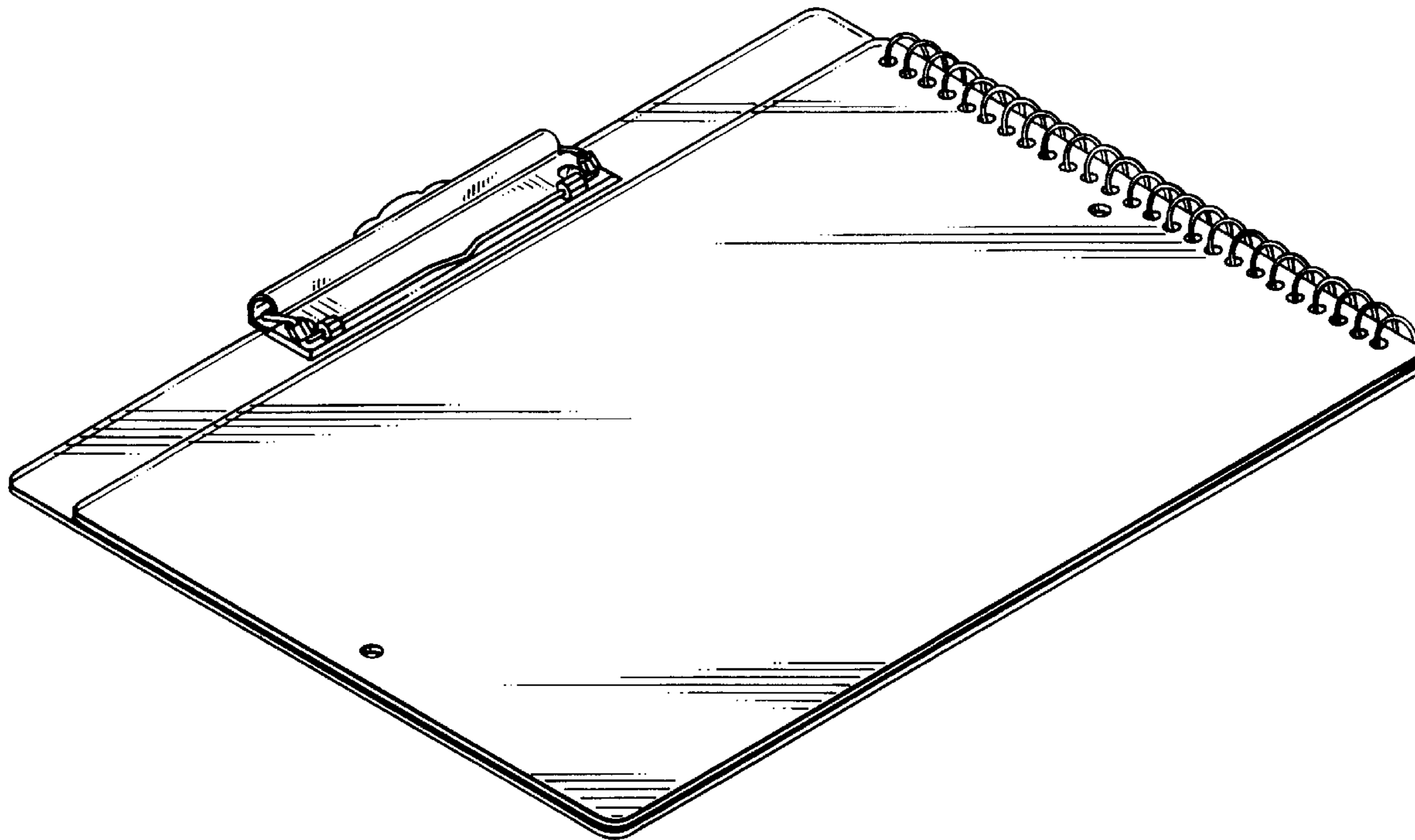
[57] **CLAIM**

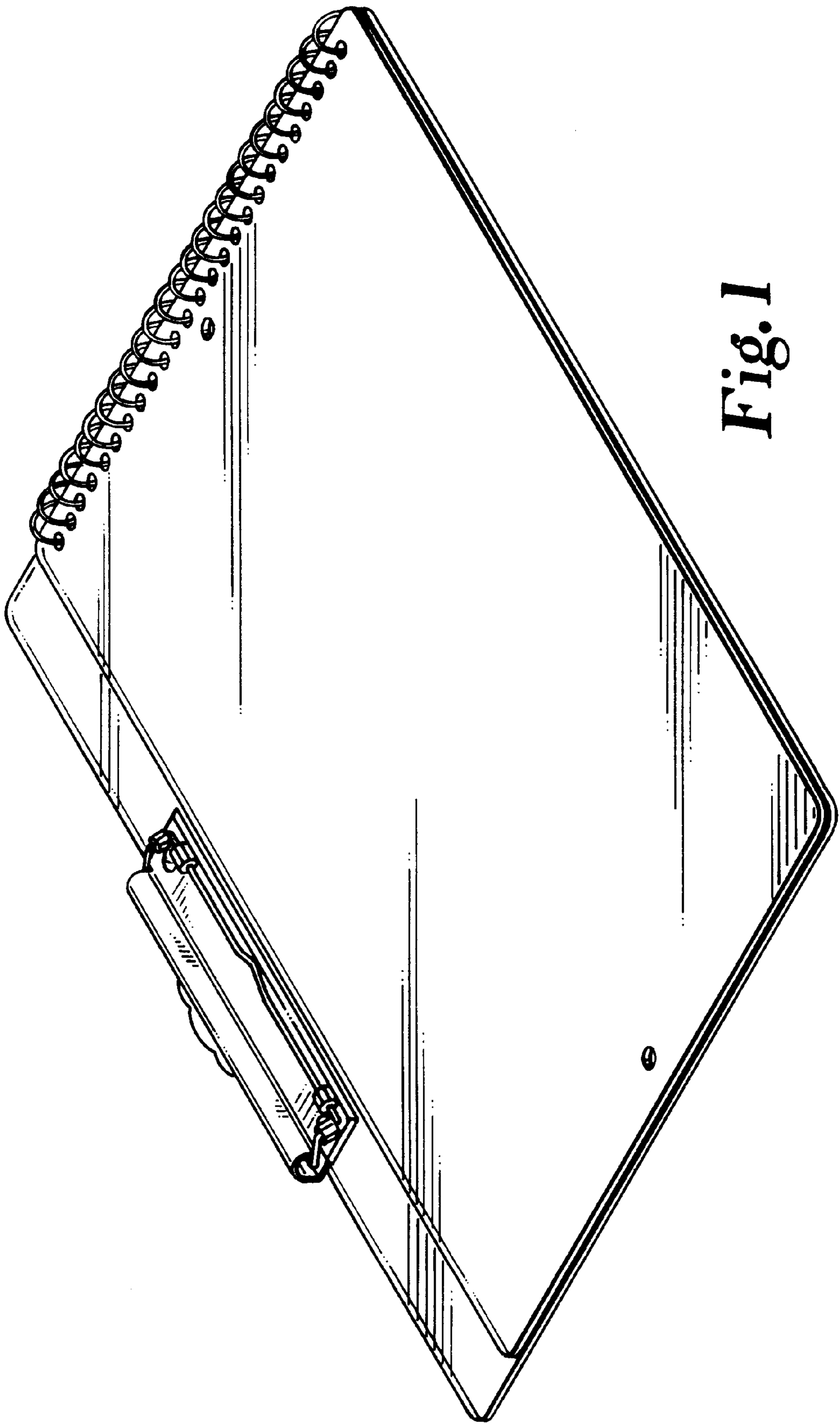
The ornamental design for a clipboard with fold-away cover and divider, as shown and described.

DESCRIPTION

FIG. 1 is a perspective view of the clipboard with fold-away cover and divider showing my new design.
FIG. 2 is a front view thereof.
FIG. 3 is a rear view thereof.
FIG. 4 is a left side view thereof.
FIG. 5 is a right side view thereof.
FIG. 6 is a top end view thereof; and,
FIG. 7 is a bottom end view thereof.

1 Claim, 3 Drawing Sheets





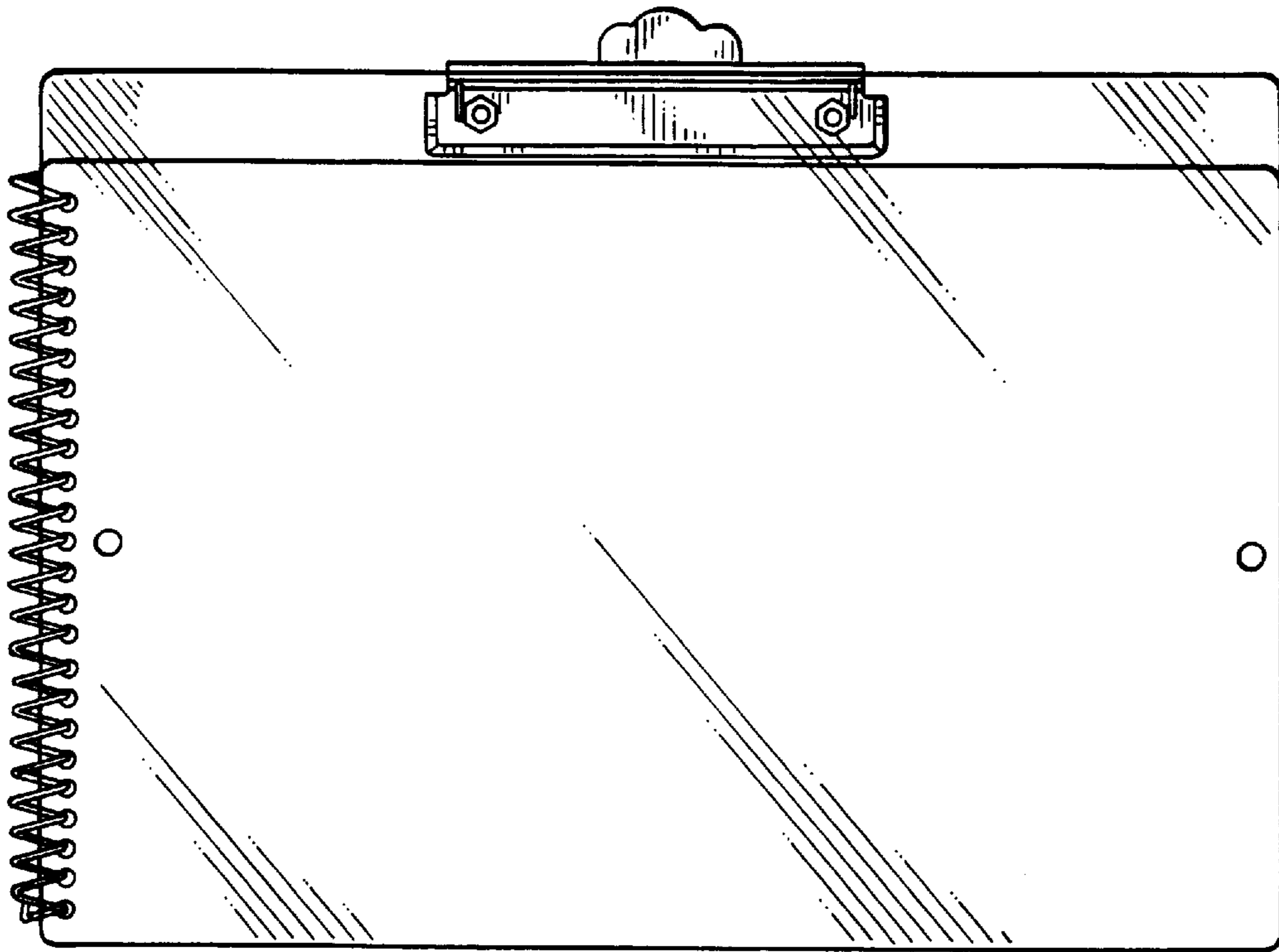


Fig. 2

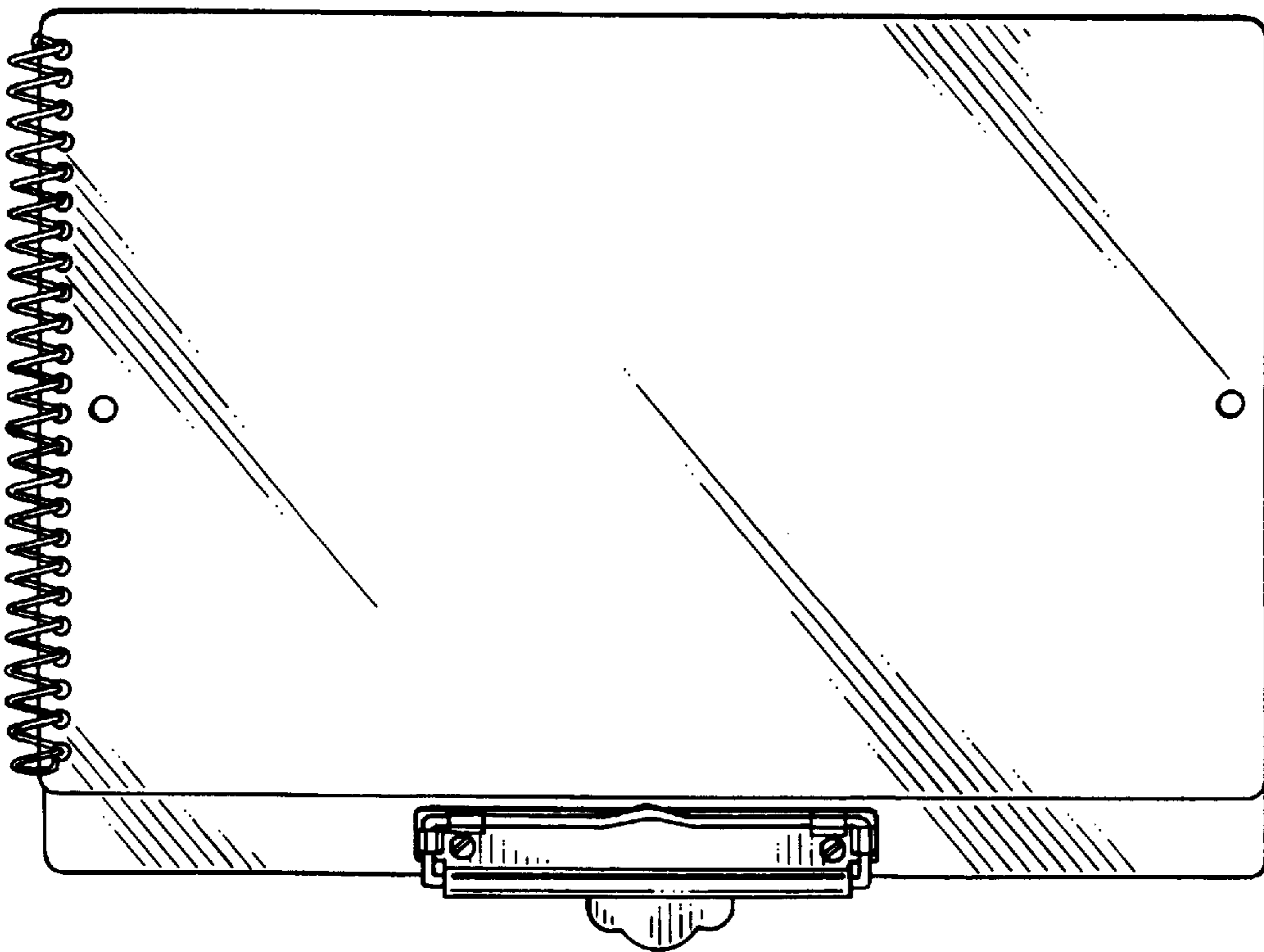


Fig. 3



Fig. 4



Fig. 5



Fig. 6



Fig. 7