



US00D415529S

# United States Patent [19] Mori

[11] Patent Number: **Des. 415,529**

[45] Date of Patent: **\*\* \*Oct. 19, 1999**

[54] **TOY PUNCH**

[75] Inventor: **Chuzo Mori**, Tateishi, Japan

[73] Assignee: **Carl Jimuki Kabushiki Kaisha**,  
Tokyo, Japan

[\*] Notice: This patent is subject to a terminal disclaimer.

[\*\*] Term: **14 Years**

[21] Appl. No.: **29/073,061**

[22] Filed: **Jun. 23, 1997**

[51] **LOC (6) Cl.** ..... **19-02**

[52] **U.S. Cl.** ..... **D19/72; D19/65**

[58] **Field of Search** ..... D19/65, 72, 95,  
D19/99, 100; D8/98; 83/167, 454, 465,  
560, 205, 588, 633, 618, 407

[56] **References Cited**

**U.S. PATENT DOCUMENTS**

D. 239,770	5/1976	Inoue	.....	D19/72
D. 364,411	11/1995	Wang	.....	D19/72 X
D. 395,676	6/1998	Chiou	.....	D19/65 X
D. 397,725	9/1998	Mori	.....	D19/72

2,655,215	10/1953	Kertes	.....	83/257
3,859,726	1/1975	Mitsunari	.....	30/358
4,288,018	9/1981	Taniguchi	.....	83/618 X
5,067,242	11/1991	Singer	.....	30/364
5,749,278	5/1998	Lee	.....	83/588

*Primary Examiner*—Martie K. Holtje  
*Attorney, Agent, or Firm*—Oblon, Spivak, McClelland,  
Maier & Neustadt, P.C.



[57] **CLAIM**

The ornamental design for a toy punch, as shown and described.

**DESCRIPTION**

FIG. 1 is a top, front and right side perspective view of toy punch embodying my new design;  
FIG. 2 is a bottom, rear and right side perspective view thereof;  
FIG. 3 is a front elevational view thereof;  
FIG. 4 is a rear elevational view thereof;  
FIG. 5 is a left side elevational view thereof;  
FIG. 6 is a right side elevational view thereof;  
FIG. 7 is a top plan view thereof; and,  
FIG. 8 is a bottom view thereof.

**1 Claim, 4 Drawing Sheets**








FIG . 1




FIG . 2






FIG. 3




FIG. 4






FIG. 5




FIG. 6






FIG . 7




FIG . 8