



US00D415525S

# United States Patent [19]

Wörther

[11] **Patent Number: Des. 415,525**

[45] **Date of Patent: \*\* Oct. 19, 1999**

[54] **WRITING INSTRUMENT**

[76] Inventor: **Gerhard Wörther**, Hermannstrasse 5,  
D-76530 Baden-Baden, Germany

[\*\*] Term: **14 Years**

[21] Appl. No.: **29/096,797**

[22] Filed: **Nov. 20, 1998**

D. 287,736	1/1987	Henkels	.....	D19/49
D. 295,935	5/1988	Grossiord	.....	D19/49
D. 309,633	7/1990	Itoh	.....	D19/51
D. 334,407	3/1993	Petterson	.....	D19/49
D. 340,474	10/1993	Visage	.....	D19/51 X
D. 357,276	4/1995	Brum	.....	D19/48
D. 359,983	7/1995	Rosenbaum	.....	D19/49
D. 386,525	11/1997	Voegeli	.....	D19/48 X

*Primary Examiner*—Martie K. Holtje  
*Attorney, Agent, or Firm*—Collard & Roe, P.C.

### Related U.S. Application Data

[62] Division of application No. 29/079,569, Nov. 14, 1997.

### [30] Foreign Application Priority Data

Jul. 24, 1997 [DE] Germany ..... 97 06 802

[51] **LOC (6) Cl.** ..... **19-06**

[52] **U.S. Cl.** ..... **D19/49; D19/48; D19/56**

[58] **Field of Search** ..... D19/35, 36, 41-44,  
D19/45, 46-51, 53-58, 81-85; 401/99,  
100, 103, 209

### [56] References Cited

#### U.S. PATENT DOCUMENTS

D. 124,248 12/1940 Dreyfuss ..... D19/48


### [57] CLAIM

The ornamental design for a writing instrument, as shown and described.

### DESCRIPTION

FIG. 1 is a right side elevational view of a writing instrument showing my new design;  
FIG. 2 is a rear elevational view;  
FIG. 3 is a left side elevational view;  
FIG. 4 is a left front elevational view;  
FIG. 5 is a bottom plan view; and,  
FIG. 6 is a top plan view thereof.

**1 Claim, 1 Drawing Sheet**






Fig. 1




Fig. 2




Fig. 3




Fig. 4

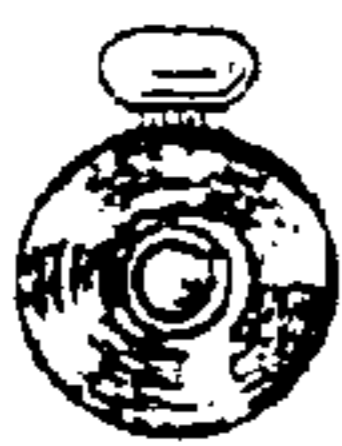


Fig. 5



Fig. 6