



US00D415505S

# United States Patent [19] Myers

[11] **Patent Number: Des. 415,505**

[45] **Date of Patent: \*\* Oct. 19, 1999**

[54] **NOVELTY ICE CUBE TRAY**

3,684,235 8/1972 Schupbach ..... 249/127

[76] Inventor: **Curtis J. Myers**, Rte. 3 Box 579-2,  
Jasper, Tex. 75951

### FOREIGN PATENT DOCUMENTS

2280040 7/1974 France .  
924772 5/1963 United Kingdom .

[\*\*] Term: **14 Years**

*Primary Examiner*—Sandra L. Morris  
*Attorney, Agent, or Firm*—Richard C. Litman

[21] Appl. No.: **29/090,826**

[22] Filed: **Jul. 15, 1998**

### [57] CLAIM

[51] **LOC (6) Cl.** ..... **15-07**

The ornamental design for a novelty ice cube tray, as shown and described.

[52] **U.S. Cl.** ..... **D15/90**

[58] **Field of Search** ..... D15/79, 80, 89,  
D15/90; 249/55, 70, 126, 127, 129

### DESCRIPTION

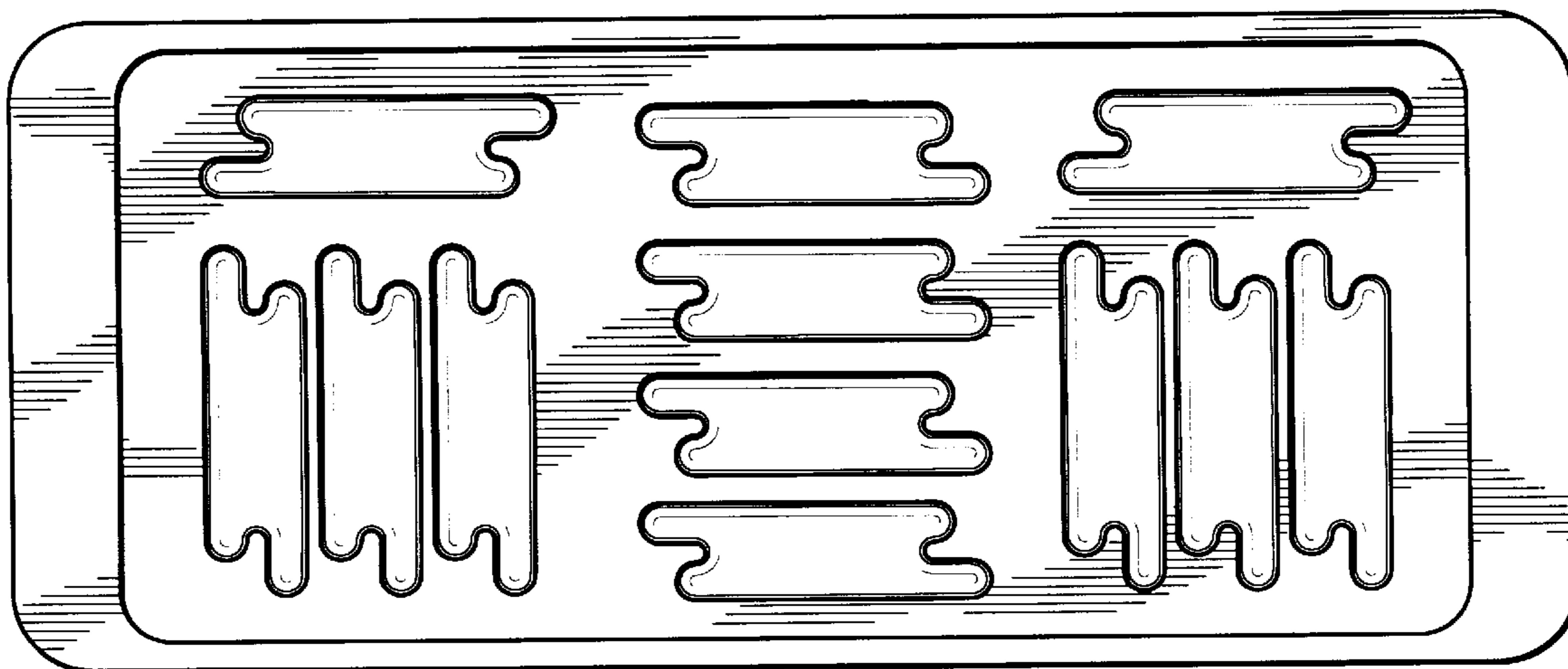
### [56] References Cited

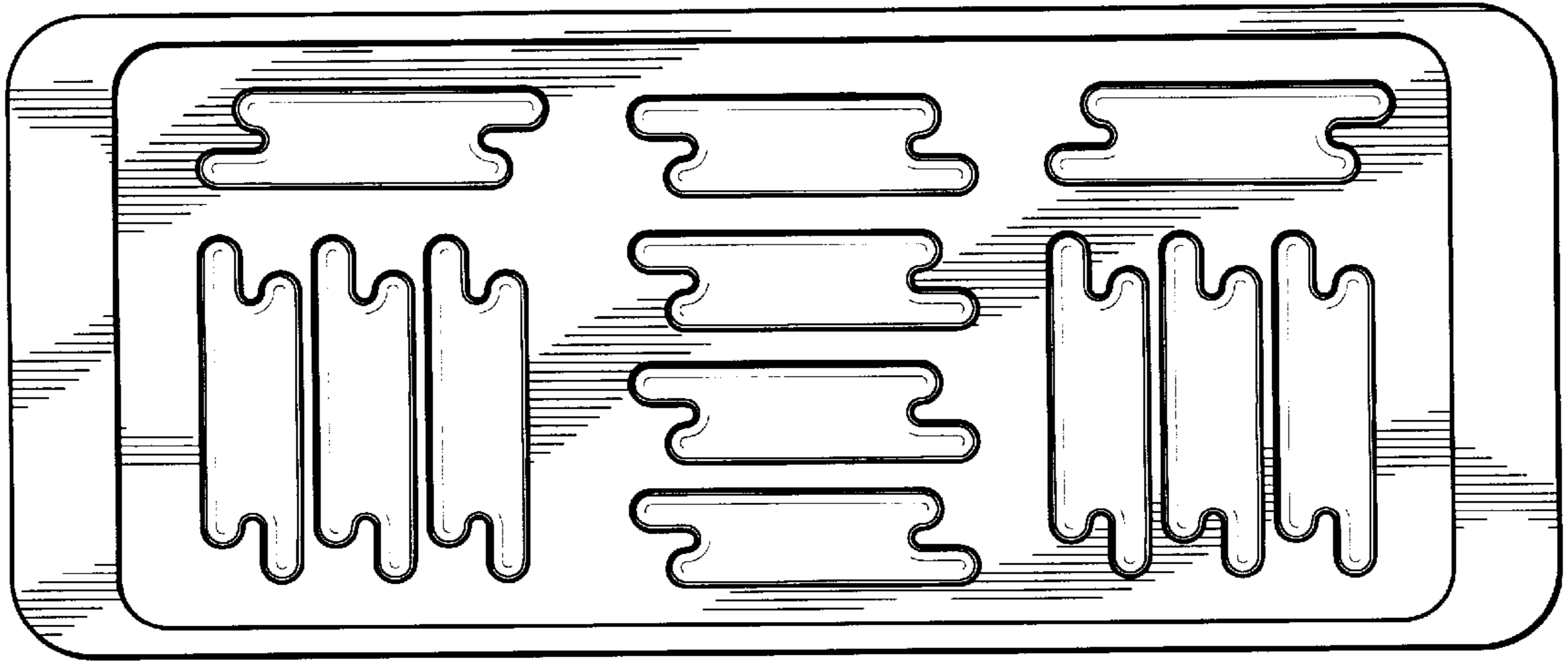
#### U.S. PATENT DOCUMENTS

D. 88,226	11/1932	Gold	.....	D15/90
D. 107,317	12/1937	De Murguiondo	.....	D15/90
D. 202,529	10/1965	Rosebrook	.....	D15/90
D. 202,838	11/1965	Brand	.....	D15/90
D. 244,131	4/1977	Lalonde	.....	D15/90
D. 263,398	3/1982	Tiller	.....	D15/90
D. 318,281	7/1991	McKinlay	.....	D15/90
D. 342,264	12/1993	Pittman	.....	D15/90
2,228,634	1/1941	Lenning	.	

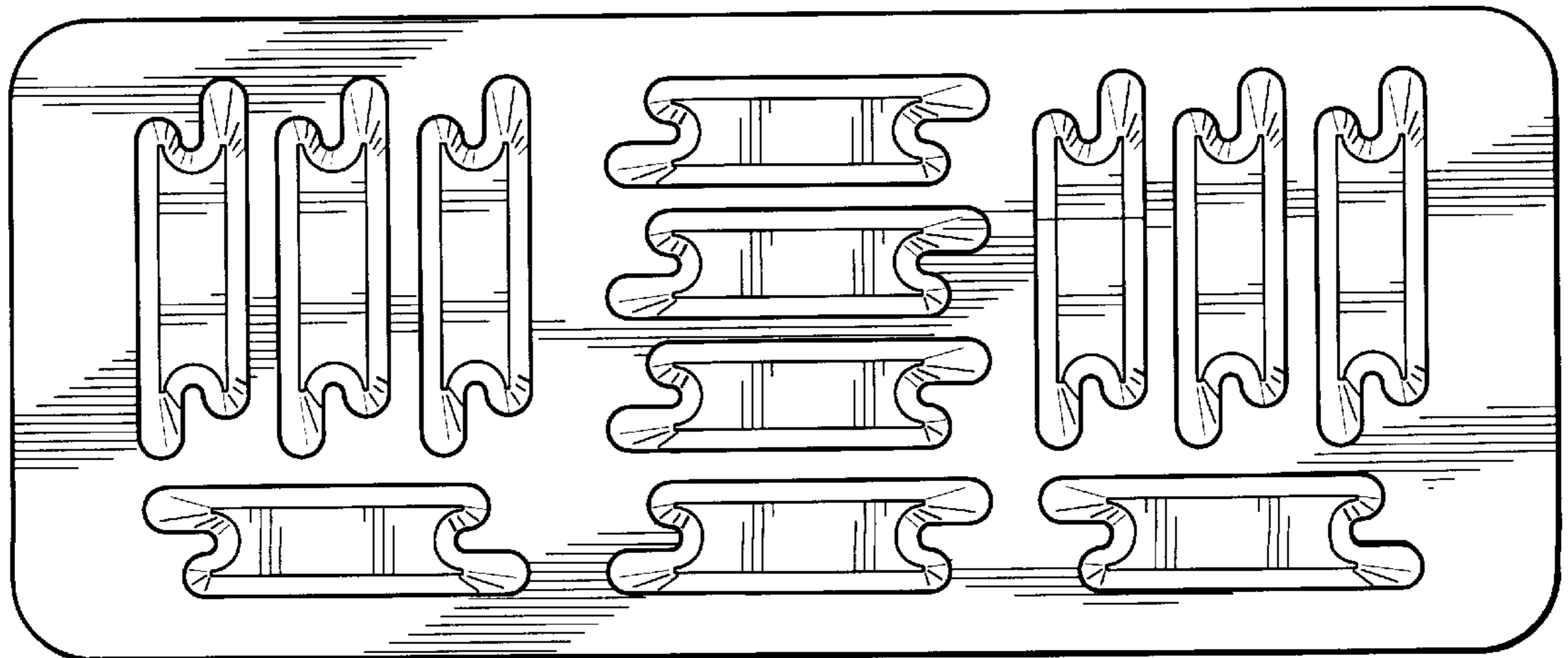
FIG. 1 is a top plan view of a novelty ice cube tray showing my new design;  
FIG. 2 is a bottom plan view thereof;  
FIG. 3 is a front elevational view with the rear view being a mirror image thereof;  
FIG. 4 is a right side elevational view thereof; and,  
FIG. 5 is a left side elevational view thereof.  
The broken line showing of the pan in FIGS. 4 and 5 is for illustrative purposes only and forms no part of the claimed design.

**1 Claim, 2 Drawing Sheets**






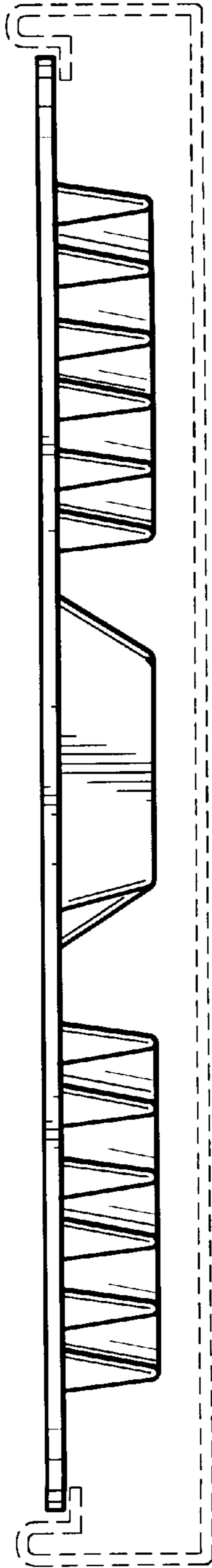
*Fig. 1*



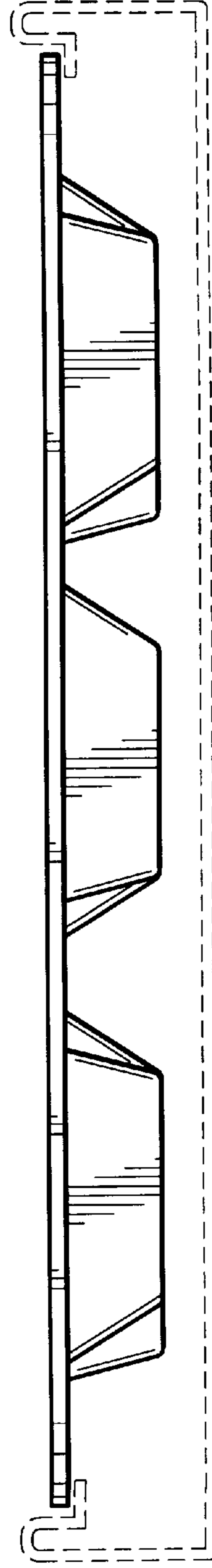
*Fig. 2*



*Fig. 3*



*Fig. 4*



*Fig. 5*