



US00D415489S

# United States Patent [19] Ke

[11] **Patent Number: Des. 415,489**

[45] **Date of Patent: \*\* Oct. 19, 1999**

[54] **HANDHELD TELEPHONE**

5,848,152 12/1998 Slipy et al. .... 379/433

[75] Inventor: **Kevin Ke**, Taipei Hsien, Taiwan

### OTHER PUBLICATIONS

[73] Assignee: **Kun Chou Co., Ltd.**, Taiwan

Kyocera TH 171 Cyer-Giga, shown in japanese advertisement, Dec. 1997.

[\*\*] Term: **14 Years**

Japanese Design Publication 982913, Jun. 1997.

[21] Appl. No.: **29/098,735**

Mobile Office, p. 80, Radio Shack's CT-352, Feb. 1995.

[22] Filed: **Jan. 5, 1999**

Mobile Computing and Communications, Oct. 1997, Samsung telephone, Aug. 1997.

[51] **LOC (6) Cl.** ..... **14-03**

*Primary Examiner*—Jeffrey Asch

[52] **U.S. Cl.** ..... **D14/138**

*Attorney, Agent, or Firm*—Brooks & Kushman P.C.

[58] **Field of Search** ..... D14/137, 138,  
D14/147-148, 247-248, 250, 240, 140-142;  
379/433.434, 419, 420, 428, 440; 455/550-575,  
90

### [57] CLAIM

The ornamental design for handheld telephone, as shown and described.

### [56] References Cited

### DESCRIPTION

#### U.S. PATENT DOCUMENTS

FIG. 1 is a perspective view of handheld telephone showing my new design;

D. 370,223	5/1996	Kajita et al.	.....	D14/138
D. 373,764	9/1996	Nagele et al.	.....	D14/138
D. 379,624	6/1997	Harris et al.	.....	D14/138
D. 389,142	1/1998	Adams et al.	.....	D14/138
D. 396,230	7/1998	Phillips et al.	.....	D14/138
D. 397,676	9/1998	Otake	.....	D14/138
D. 402,288	12/1998	Waldner	.....	D14/138
D. 406,135	2/1999	Nagano et al.	.....	D14/138
5,828,343	10/1998	MacDonald, Jr. et al.	.....	455/90 X

FIG. 2 is a front elevational view thereof;

FIG. 3 is a rear elevational view thereof;

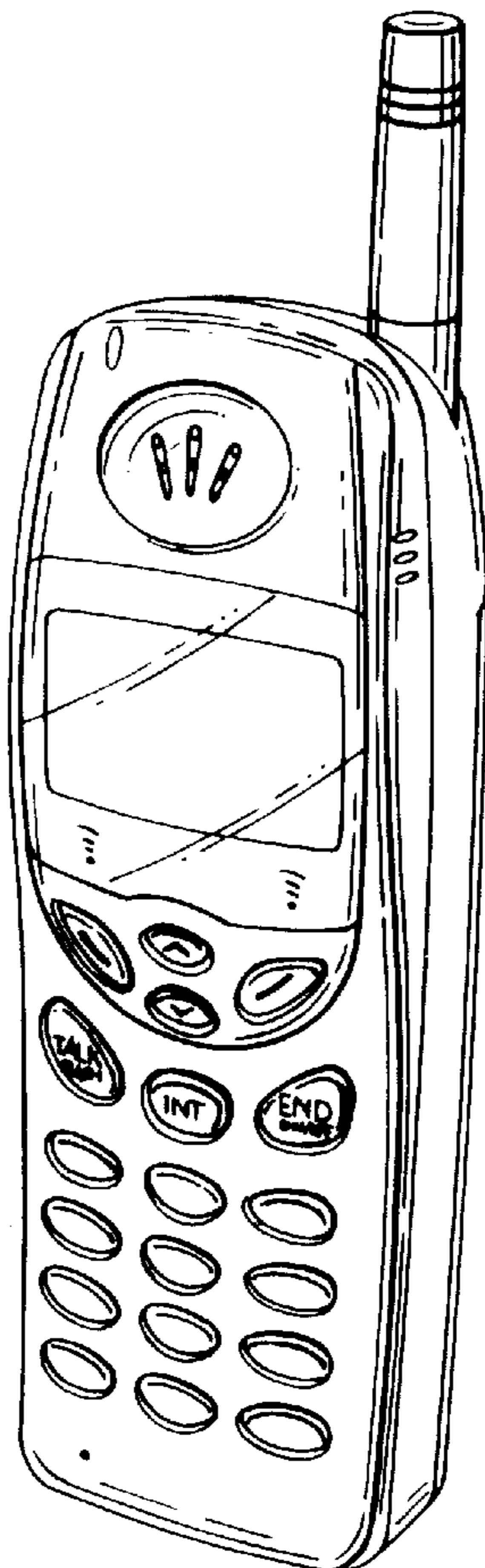
FIG. 4 is a left side elevational view thereof;

FIG. 5 is a right side elevational view thereof.

FIG. 6 is a top plan view thereof; and,

FIG. 7 is a bottom plan view thereof.

**1 Claim, 3 Drawing Sheets**



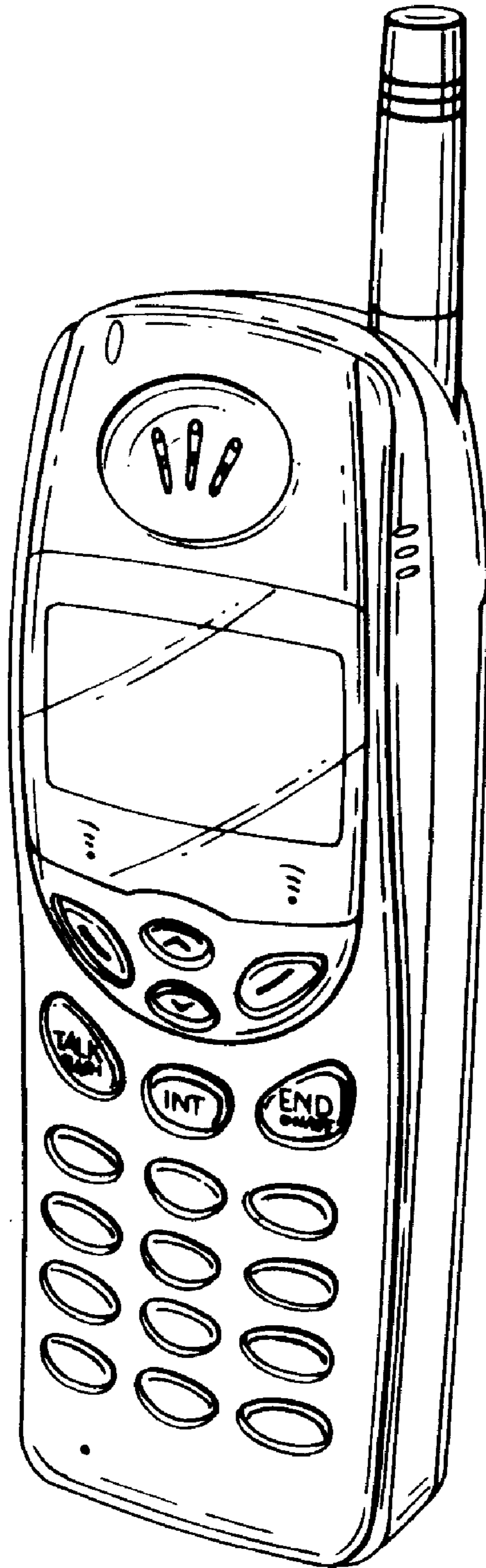


FIG. 1

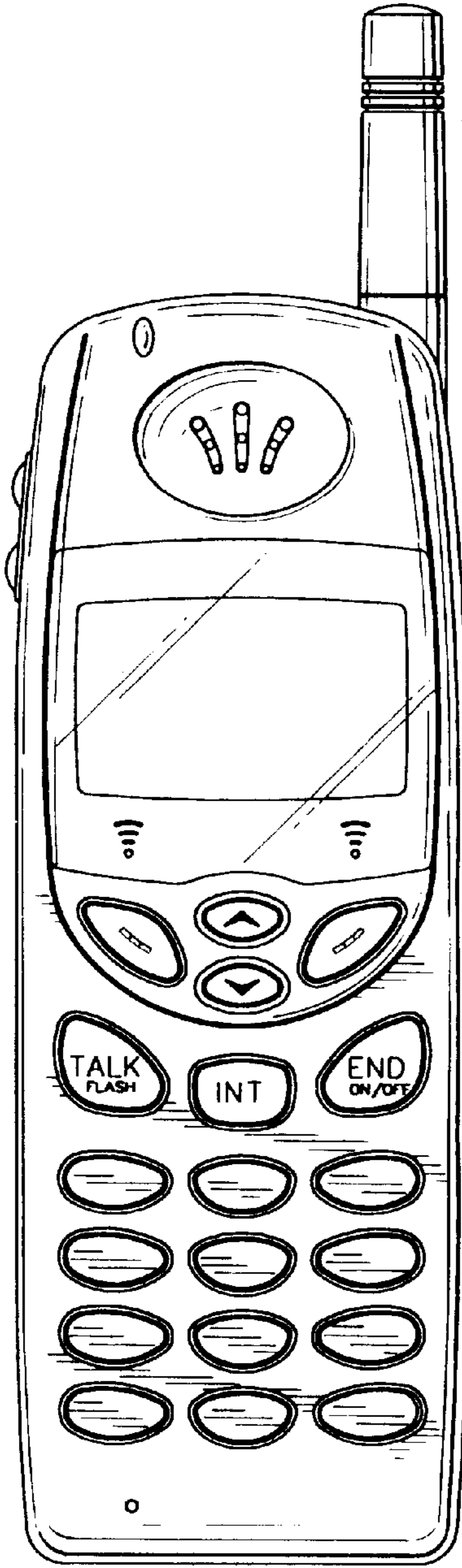


FIG. 2




FIG. 3

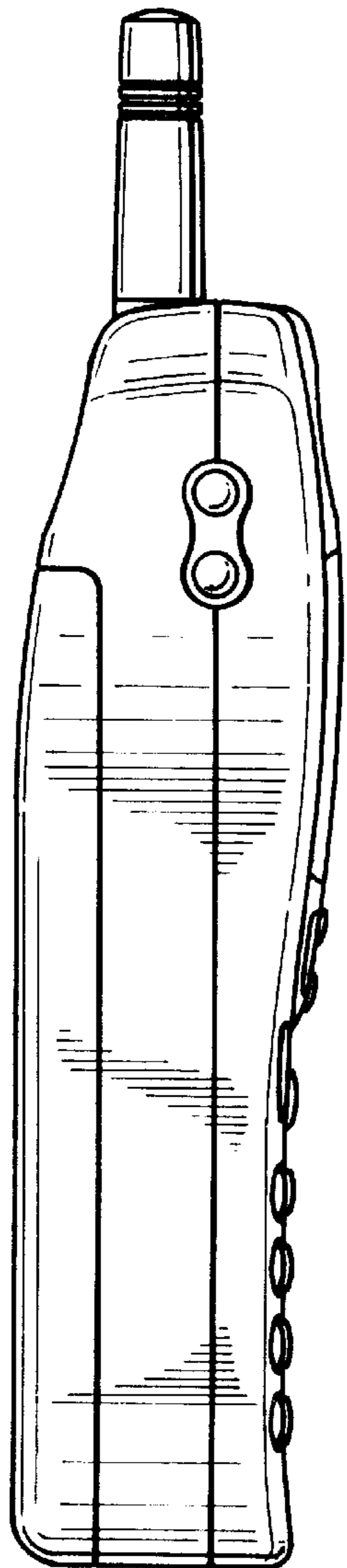


FIG. 4

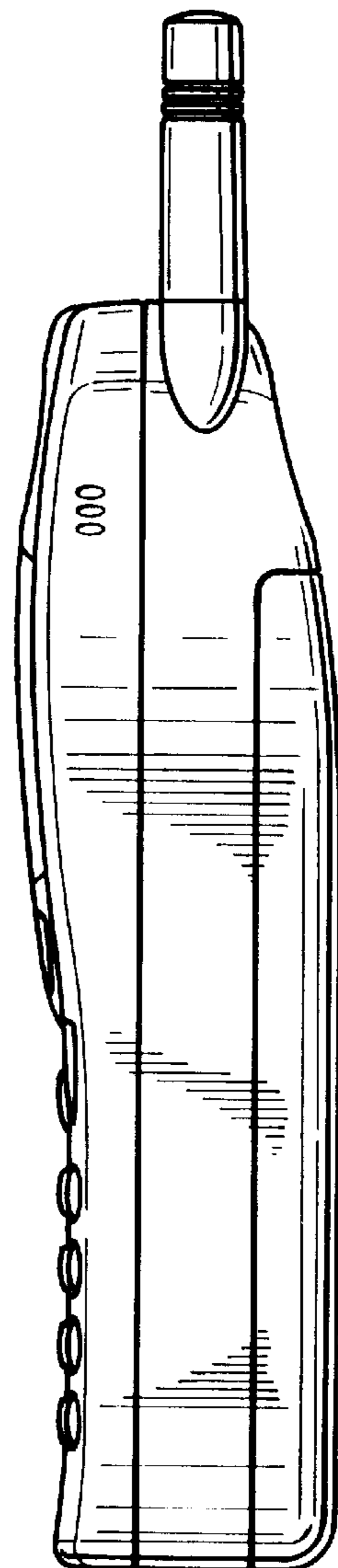


FIG. 5




FIG. 6

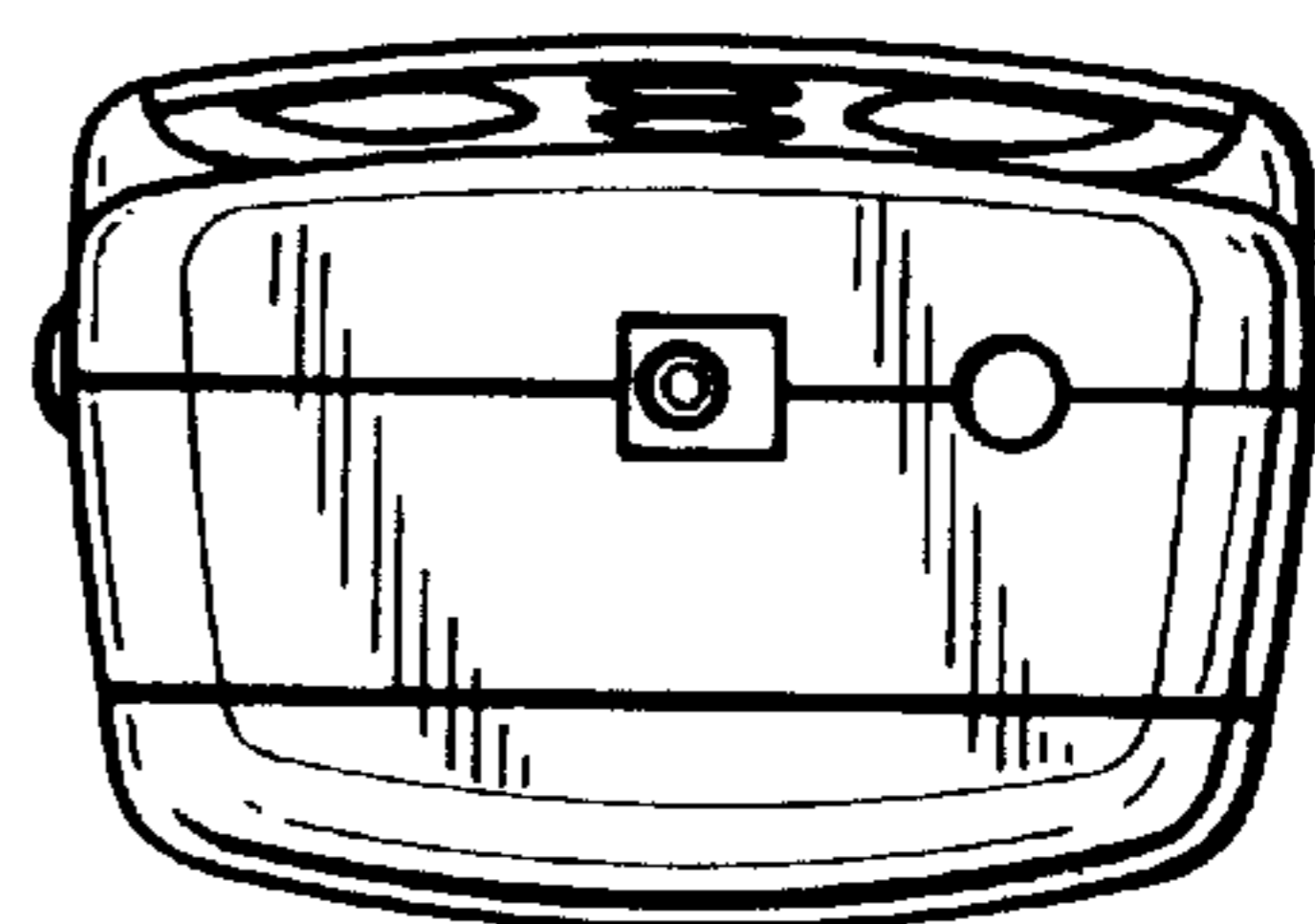


FIG. 7